VMS Upside Structure (1-1)

(Normal Type : 12 x 16)

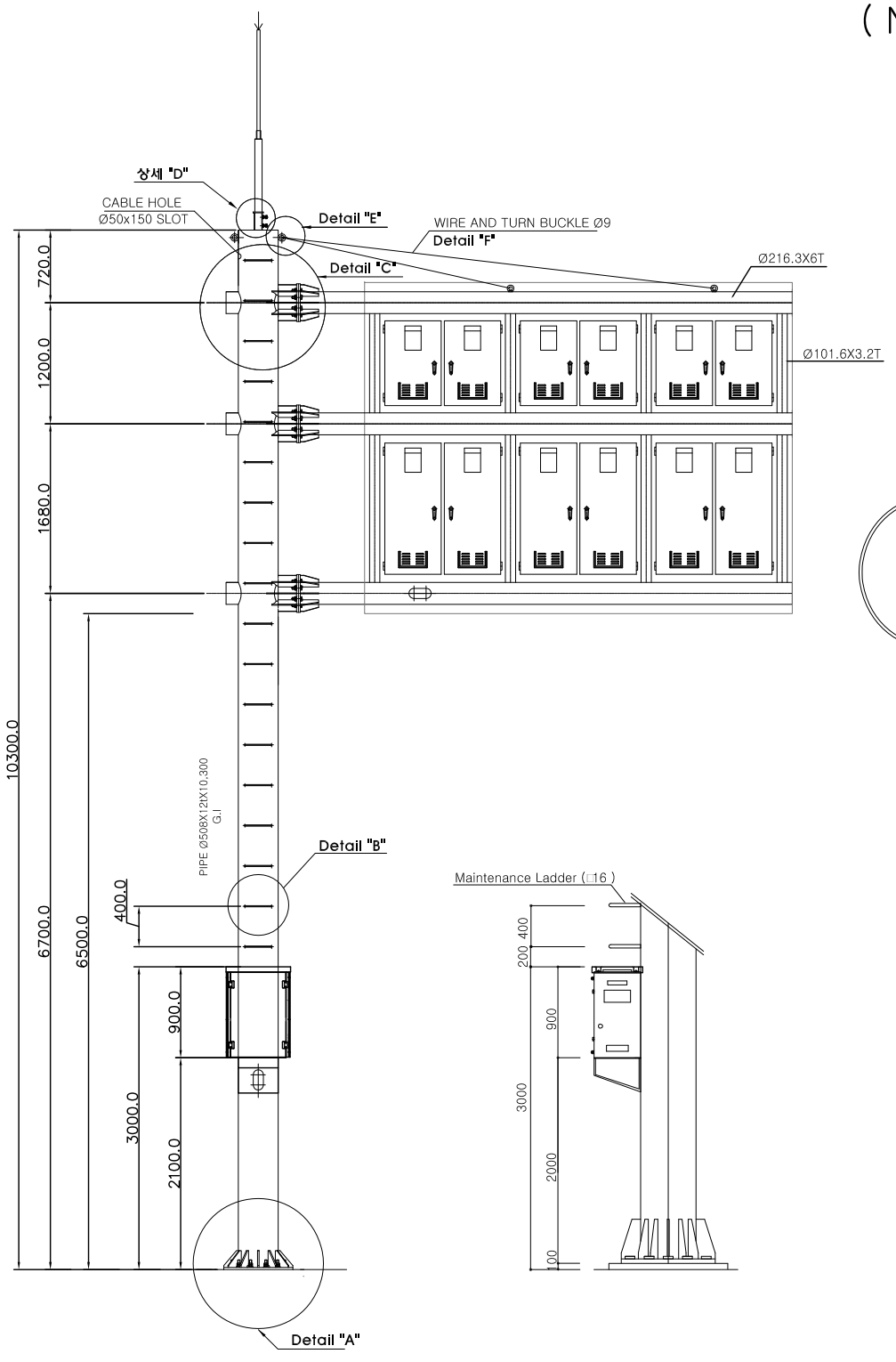

상 세 "E"

S=NONE

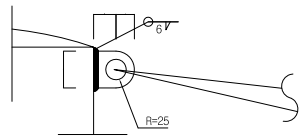

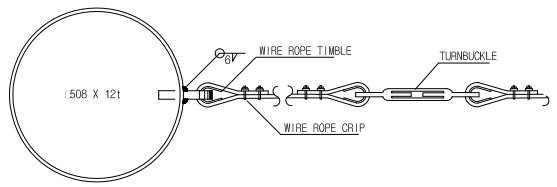

상 세 "F"

S=NONE

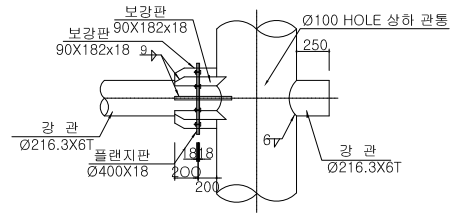

상 세 "C"

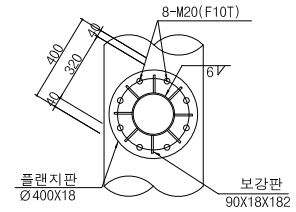

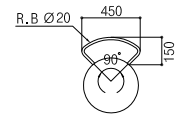

상 세 "B"

덮개 상세

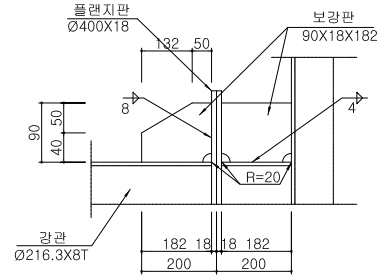

RIB 상 세

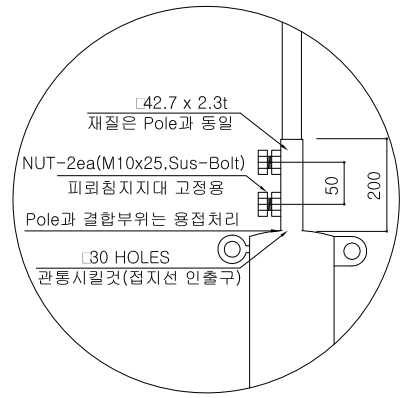

<낙뢰방지기 취부 상세>

상 세 "D"

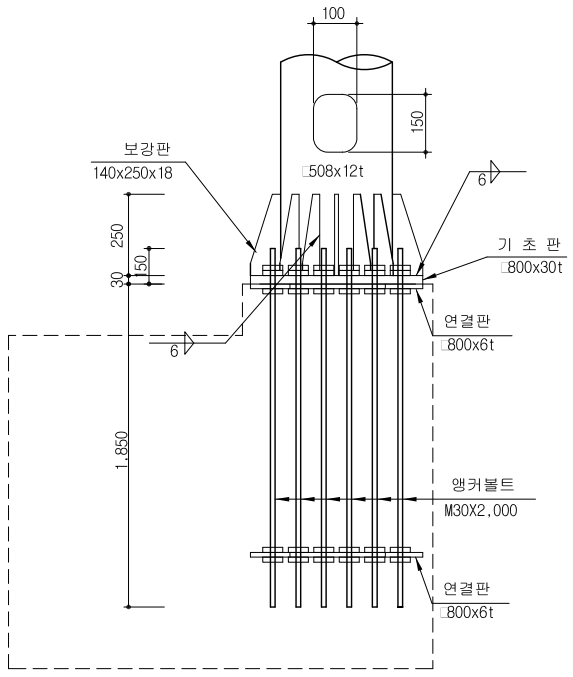

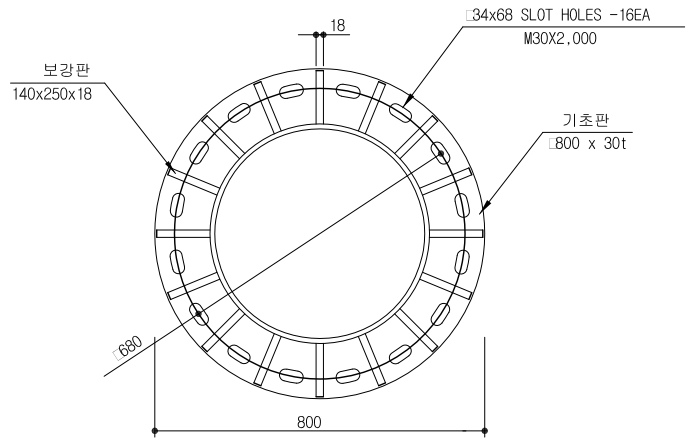

ASUNCION CITYHALL, REPUBLIC OF PARAGUAY KOICA	Project Name	The Establishment of Advanced Traffic Management System(ATMS) in Asuncion, Paraguay						Scale	NONE	Drawings Name	VMS Upside Structure (1-1)
	Design Construction Company	TRACOM						CAD Name	ASU-CV-014		
			Revisions	Day	Reason	Drawed by	Checked by	Approved by	Sector	Engineering Works	Drawings Number	014

VMS Upside Structure (1-2)

(Normal Type : 12 x 16)

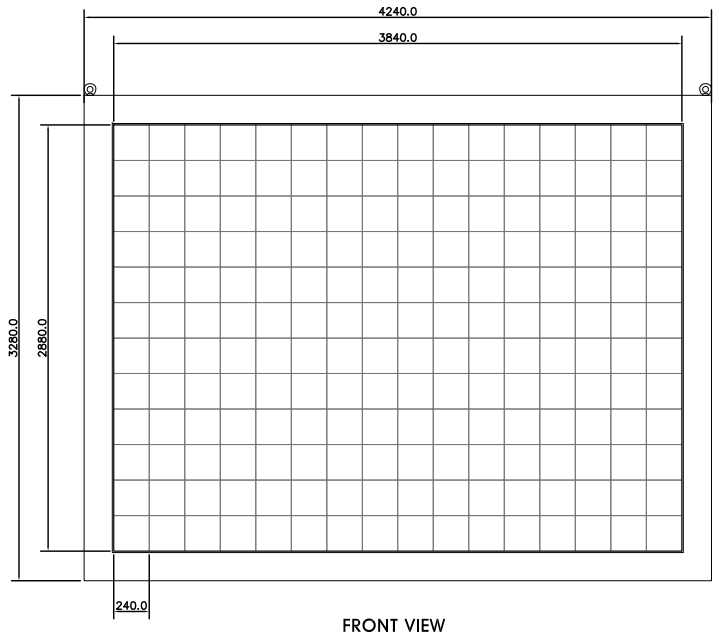

FRONT VIEW

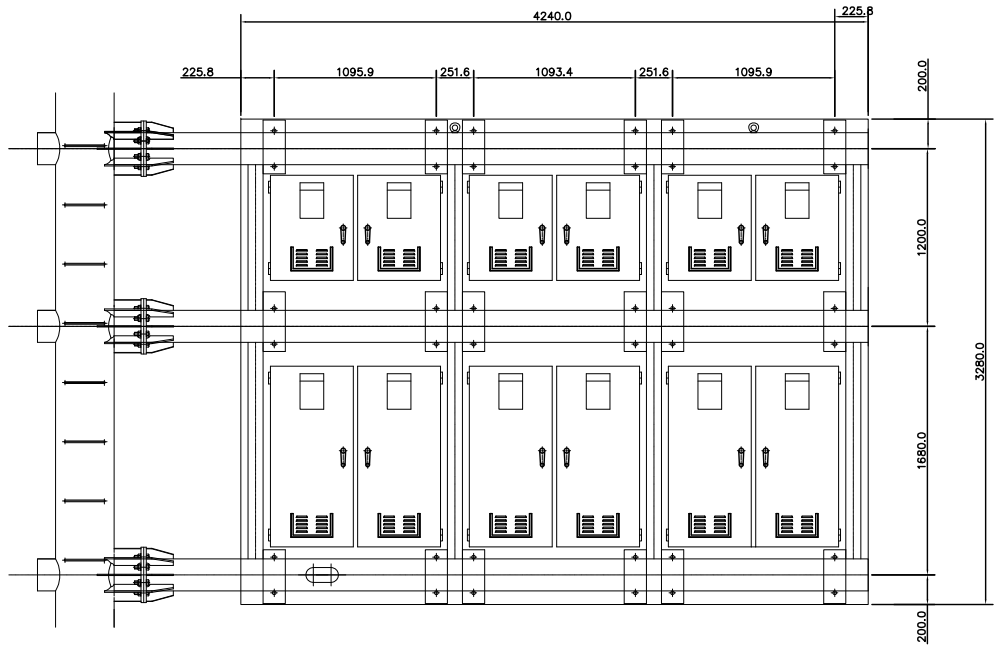

REAR VIEW

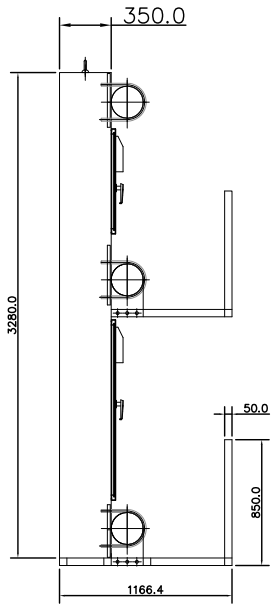

SIDE VIEW

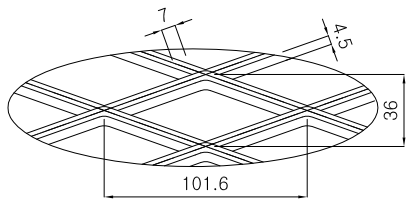

Expanded metal detail

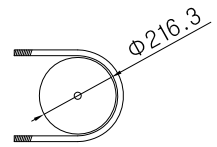

U-BOLT(M20)

작업발판 DETAIL

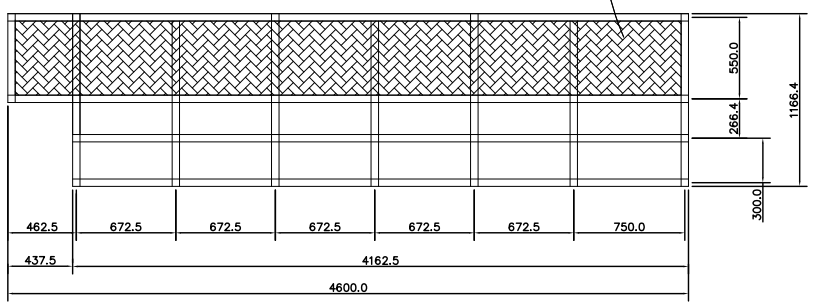

NOTE

1. CASE STEEL 1.6t, COLOR : BLACK matte Powder Coating
2. WALK PLATE : STEEL 4.5t G.I,
   50/6mm ANGLE
   PIPE(Φ216.3)
3. U-BOLT : G.I, M20mm
4. HANDLE : turnstyle

ASUNCION CITYHALL, REPUBLIC OF PARAGUAY KOICA	Project Name	The Establishment of Advanced Traffic Management System(ATMS) in Asuncion, Paraguay						Scale	NONE	Drawings Name	VMS Upside Structure (1-2)
	Design Construction Company	TRACOM						CAD Name	ASU-CV-015		
			Revisions	Day	Reason	Drawed by	Checked by	Approved by	Sector	Engineering Works	Drawings Number	015

KOICA 홍보문구 표지판

(Normal Type : 12 x 16)

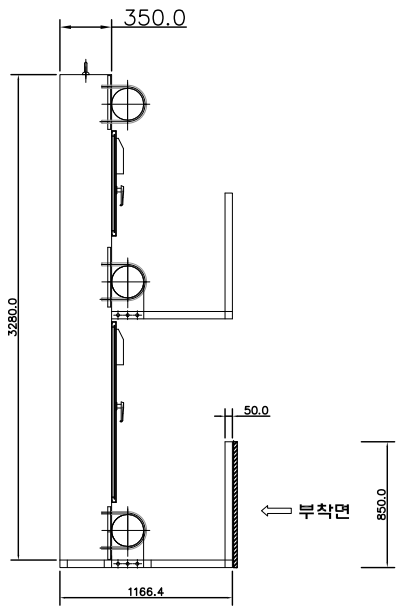

SIDE VIEW

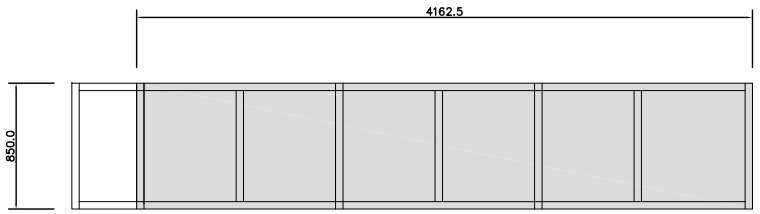

VMS 후면 KOICA 홍보문구 시안

부착면

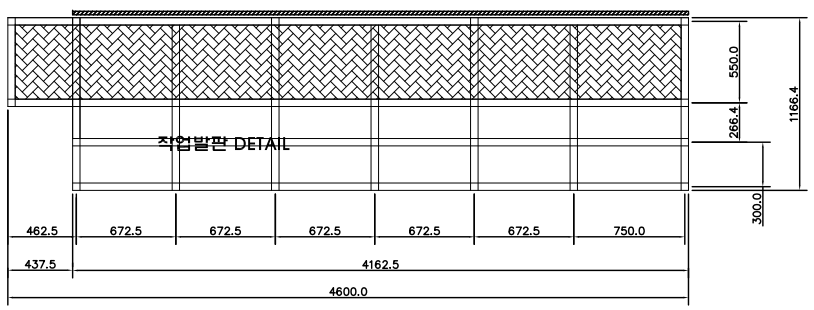

ASUNCION CITYHALL, REPUBLIC OF PARAGUAY KOICA	Project Name	The Establishment of Advanced Traffic Management System(ATMS) in Asuncion, Paraguay						Scale	NONE	Drawings Name	KOICA 홍보문구 표지판
								CAD Name	ASU-CV-016		
	Design Construction Company	TRACOM	Revisions	Day	Reason	Drawed by	Checked by	Approved by	Sector	Engineering Works	Drawings Number	016

VMS 12단 16열 전광판 구조물 상세도

(Normal Type : 12 x 16)

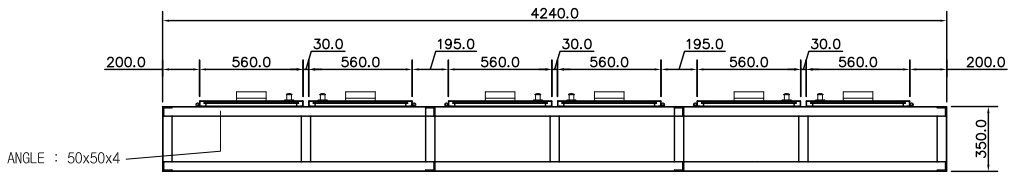

TOP VIEW

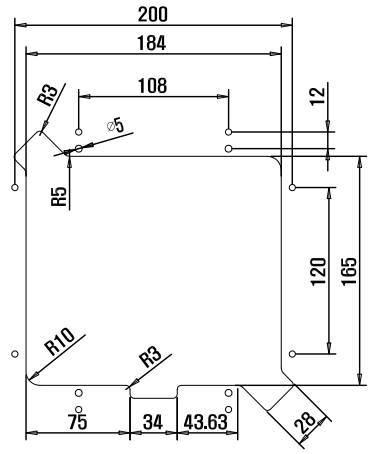

< module 타공부 detail >

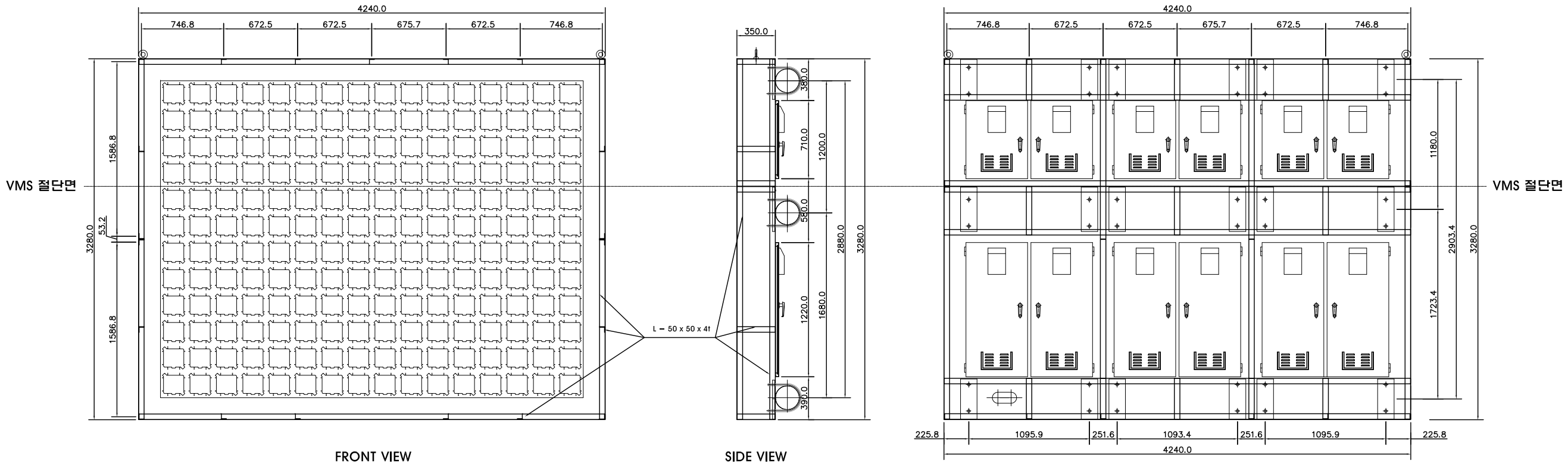

FRONT VIEW

SIDE VIEW

REAR VIEW

VMS 12단 16열 전광판 구조물 상세도

SCALE : NONE

ASUNCION CITYHALL, REPUBLIC OF PARAGUAY KOICA	Project Name	The Establishment of Advanced Traffic Management System(ATMS) in Asuncion, Paraguay						Scale	NONE	Drawings Name	전광판 구조물 상세도
								CAD Name	ASU-CV-017		
	Design Construction Company	TRACOM	Revisions	Day	Reason	Drawed by	Checked by	Approved by	Sector	Engineering Works	Drawings Number	017

VMS Sub Structure (1-1)

(Normal Type : 12 x 16)

평 면 도

S=1:30

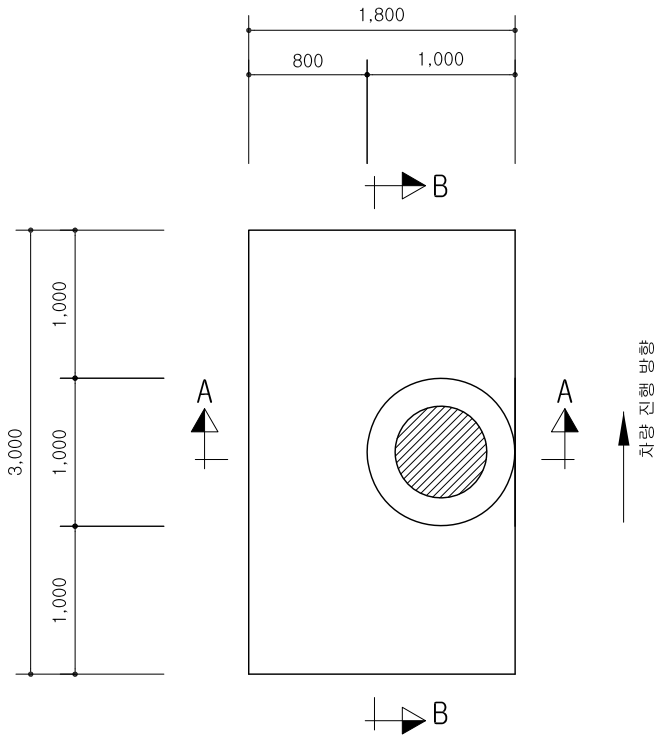

단 면 A-A

S=1:30

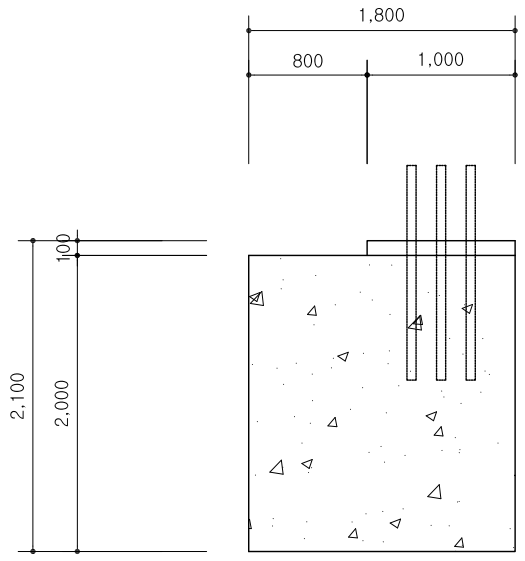

단 면 B-B

S=1:30

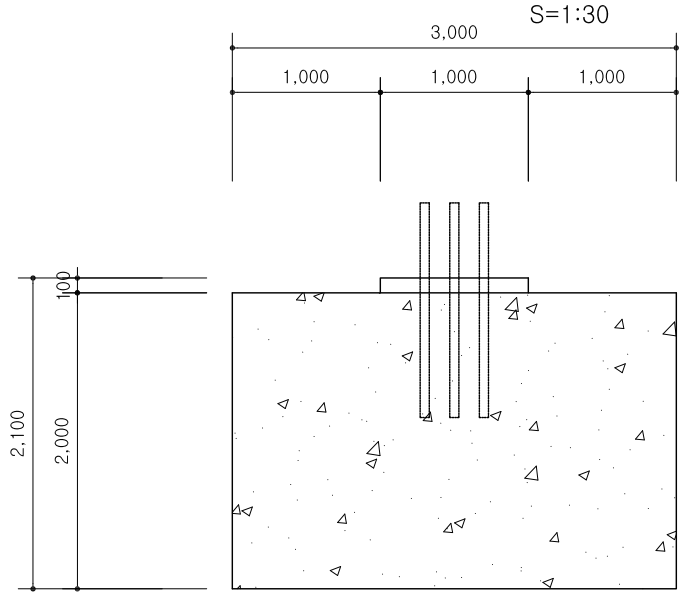

앙 카 볼 트 상 세 도

S=NONE

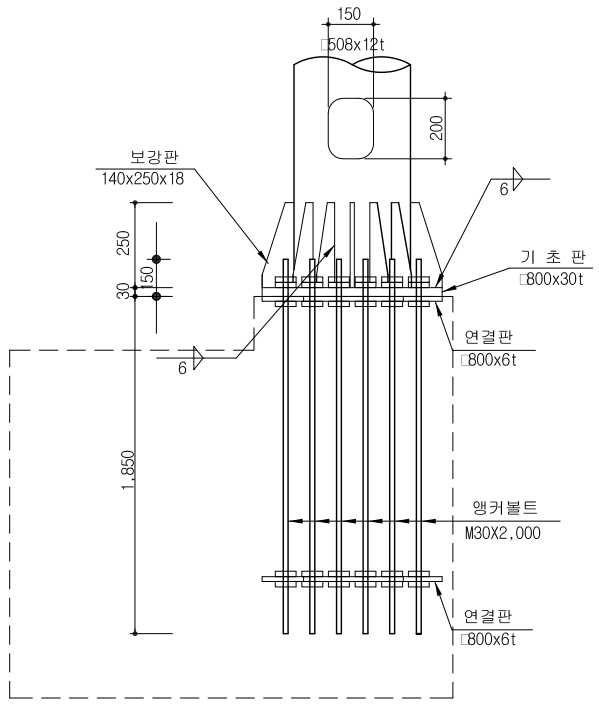

BASE PLATE 상 세 도

S=NONE

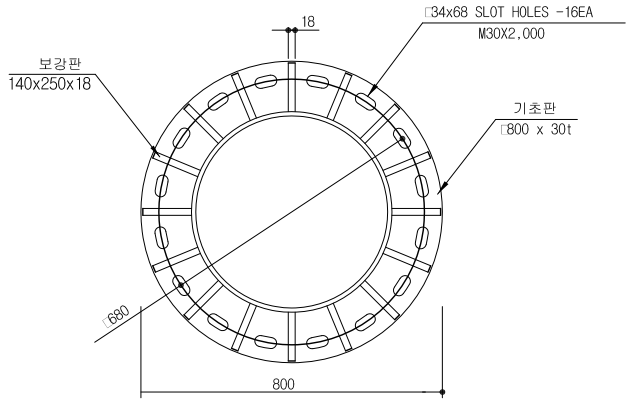

NOTE

1. 기초 콘크리트의 설계기준 강도는 fck=210 kgf/㎠ 으로 한다.
2. 철근의 항복강도는 SD30으로 한다.
3. 지반 지지력 계산시 지반 물성치는 N=10 으로 가정한 값이므로, 시공시 계산추정치와 다른 지반조건일 경우 감독원의 승인하에 설계변경을 하여야 한다.

ASUNCION CITYHALL, REPUBLIC OF PARAGUAY KOICA	Project Name	The Establishment of Advanced Traffic Management System(ATMS) in Asuncion, Paraguay						Scale	NONE	Drawings Name	VMS Sub Structure (1-1)
	Design Construction Company	TRACOM						CAD Name	ASU-CV-024		
			Revisions	Day	Reason	Drawed by	Checked by	Approved by	Sector	Engineering Works	Drawings Number	024

VMS Sub Structure (1-2)

(Normal Type : 12 x 16)

평 면 도
S=1:30

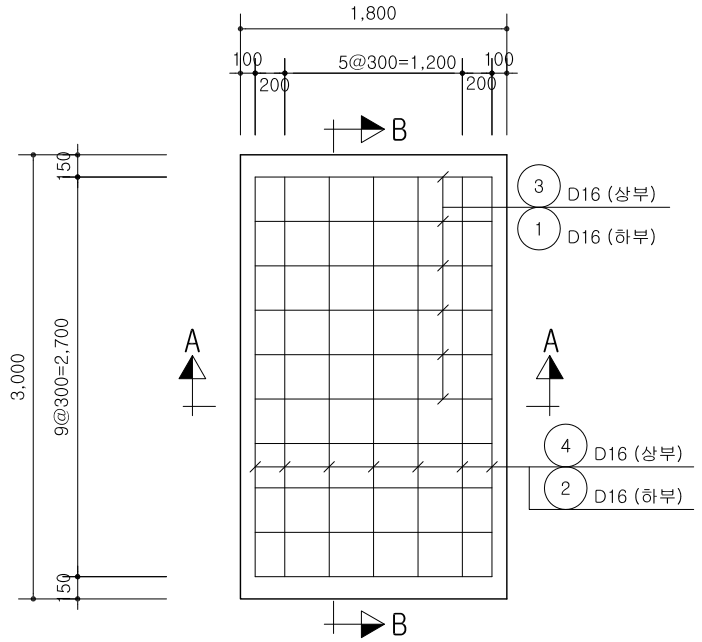

상 세 " A"
S=1:30

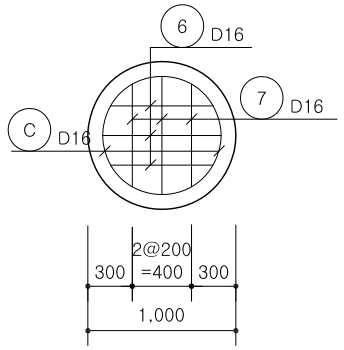

철 근 상 세 도

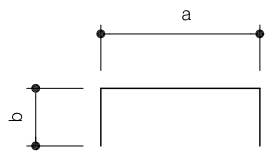

1	D16	L=5.200	N=10	6	D16	L=2.147	N=3
		a=1.600	b= 1.800			a= 693~800	b= 700
2	D16	L=6.300	N=7	7	D16	L=2.147	N=3
		a= 2.700	b= 1.800			a= 693~800	b= 700
3	D16	L=2.400	N=10	8	D13	L=2.000	N=8
		a=1.600	b= 400			a= 1.800	b= 100
4	D16	L=3.500	N=7	9	D13	L=2.900	N=8
		a= 2.700	b= 400			a= 2.700	b= 100
5	D16	L=3.700	N=8	10	D13	L=1.800	N=16
		a= 2.700	b= 500			a=1.600	b= 100
5-1	D16	L=2.600	N=8				
		a= 1.600	b= 500				

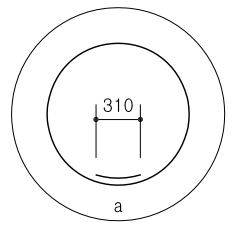

C	D13	L=2.823	N=1
		a= 2.513	

단 면 A-A
S=1:30

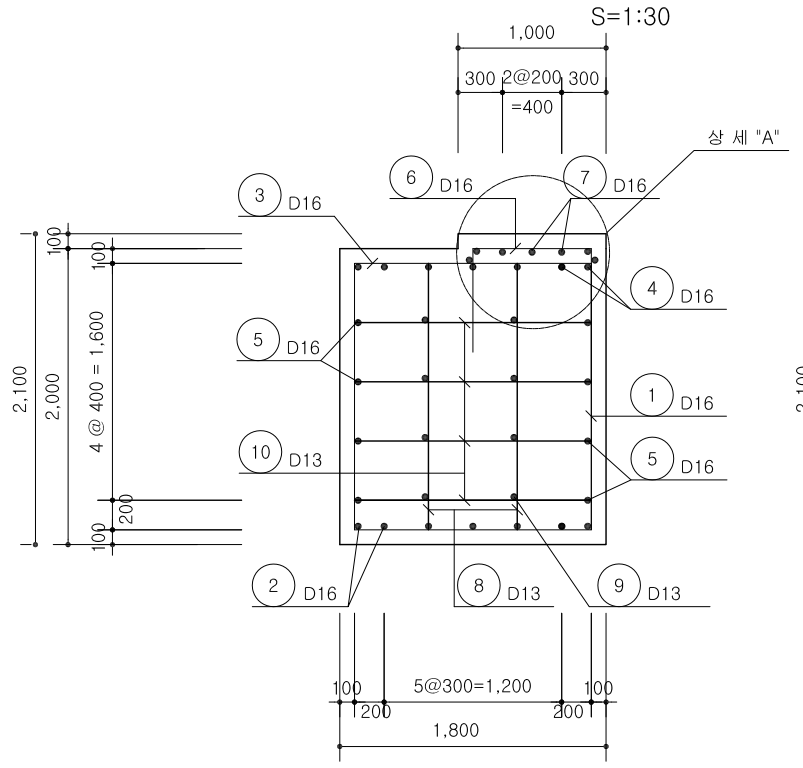

단 면 B-B
S=1:30

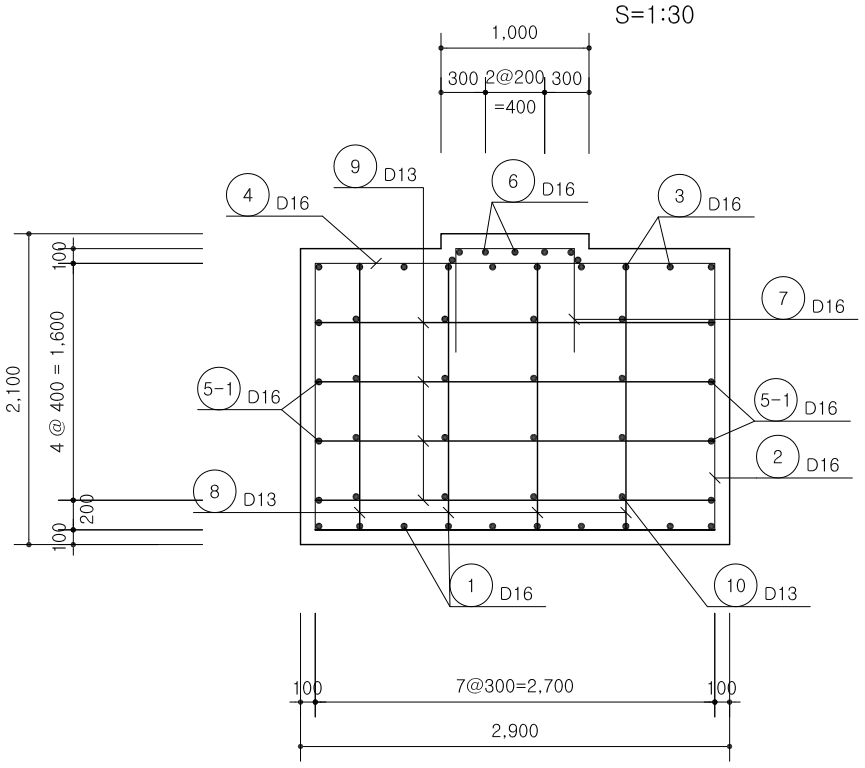

철 근 재 료 표

(개소당)

번 호	직 경	길 이	갯 수	총 길 이	단위중량	총 중 량	비 고
1	D16	5.200	10	52.000			ADD 3%
2	"	6.300	7	44.100			
3	"	2.400	10	24.000			
4	"	3.500	7	24.500			
5	"	3.700	8	29.600			
5-1	"	2.600	8	20.800			
6	"	2.147	3	6.441			
7	"	2.147	3	6.441			
소 계				207.882	1.560	0.324	0.334
8	D13	2.000	8	16.000			
9	"	2.900	8	23.200			
10	"	1.800	16	28.800			
C	"	2.823	1	2.823			
소 계				70.823	0.995	0.070	0.073
총 계						0.394	0.407

ASUNCION CITYHALL,
REPUBLIC OF PARAGUAY

KOICA

Project Name	The Establishment of Advanced Traffic Management System(ATMS) in Asuncion, Paraguay					Scale	NONE	Drawings Name: VMS Sub Structure (1-2)
Design Construction Company	TRACOM					CAD Name	ASU-CV-025	
		Revisions	Day	Reason	Drawed by / Checked by / Approved by	Sector	Engineering Works	Drawings Number: 025

VMS Upside Structure (2-1)

(Normal Type : 8 x 10)

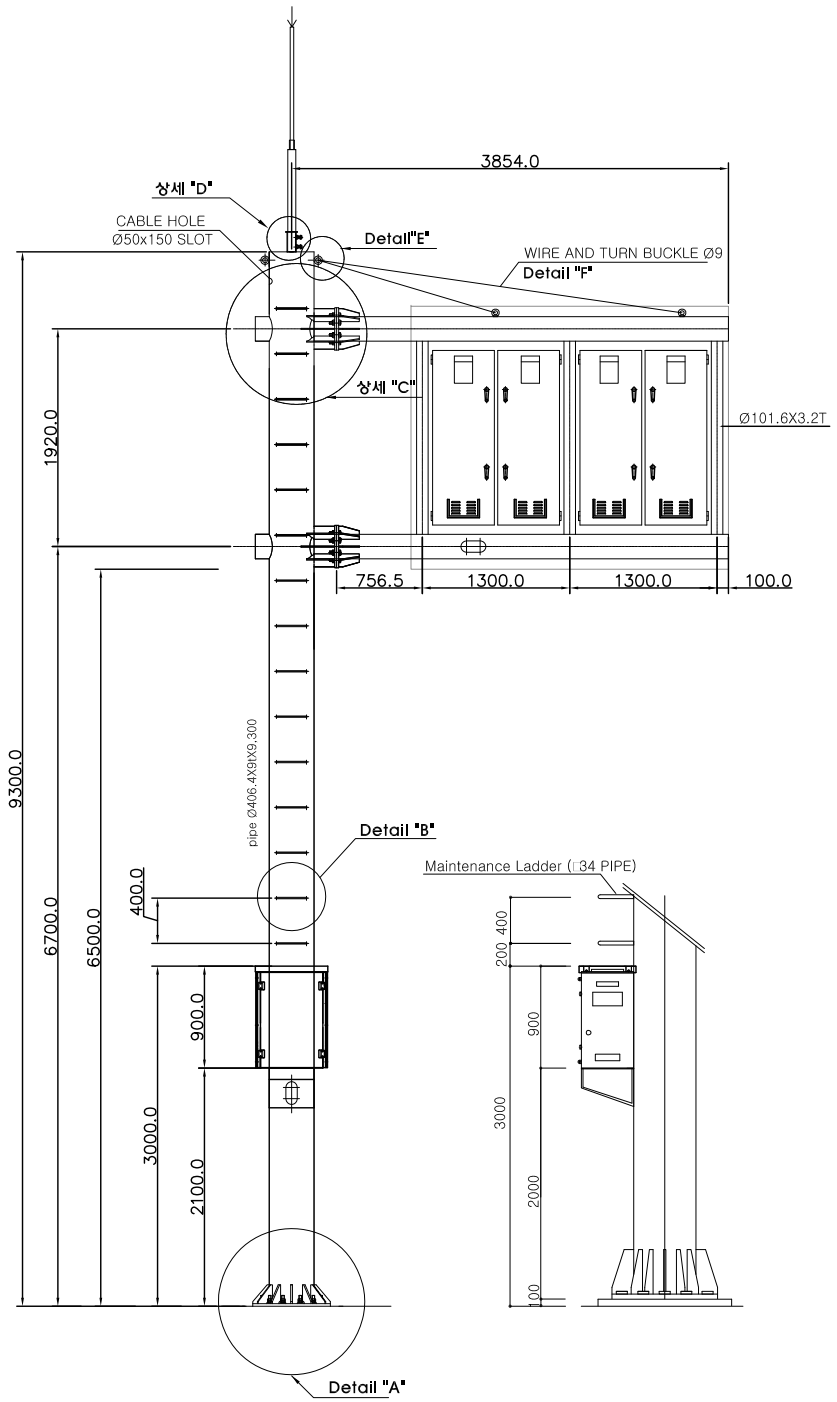

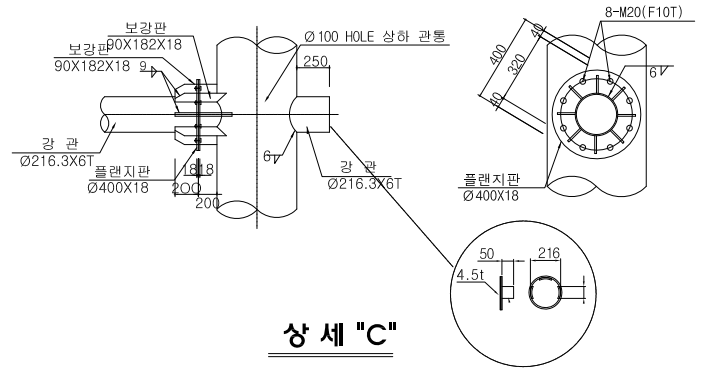

상 세 "C"

덮개 상세

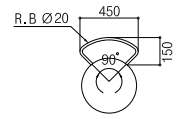

상 세 "B"

상 세 "E"

S=NONE

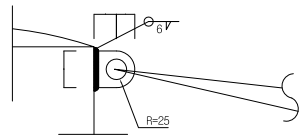

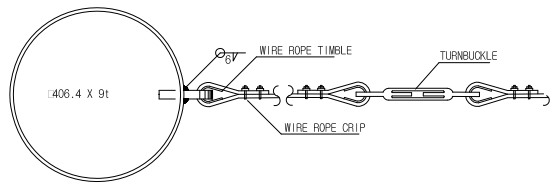

상 세 "F"

S=NONE

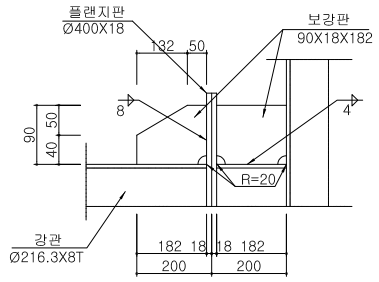

RIB 상 세

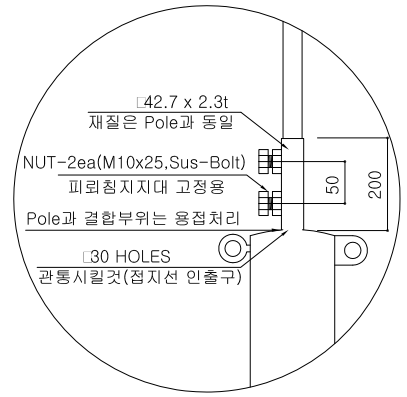

<낙뢰방지기 취부 상세>

상 세 "D"

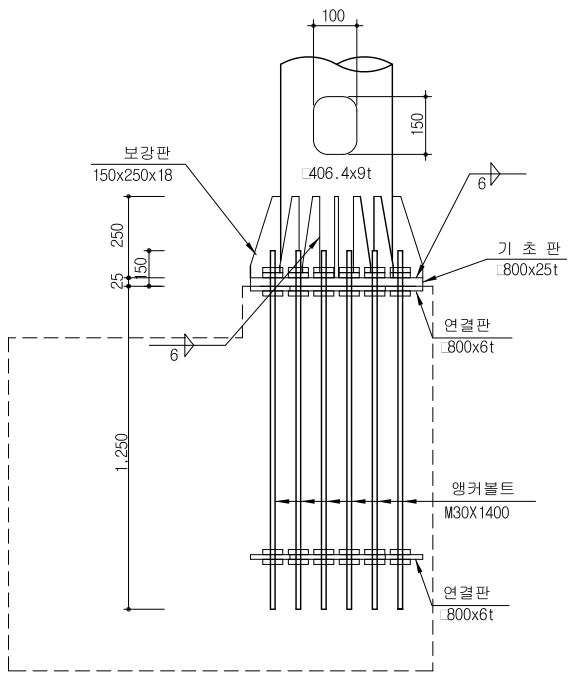

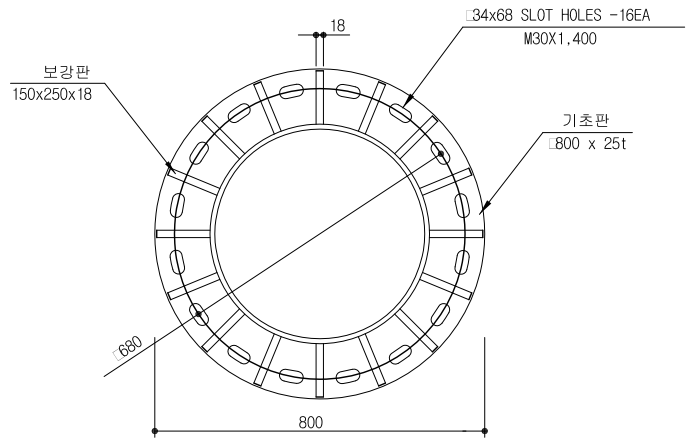

ASUNCION CITYHALL, REPUBLIC OF PARAGUAY KOICA	Project Name	The Establishment of Advanced Traffic Management System(ATMS) in Asuncion, Paraguay						Scale	NONE	Drawings Name	VMS Upside Structure (2-1)
	Design Construction Company	TRACOM						CAD Name	ASU-CV-019		
			Revisions	Day	Reason	Drawed by	Checked by	Approved by	Sector	Engineering Works	Drawings Number	019

VMS Upside Structure (2-2)

(Normal Type : 8 x 10)

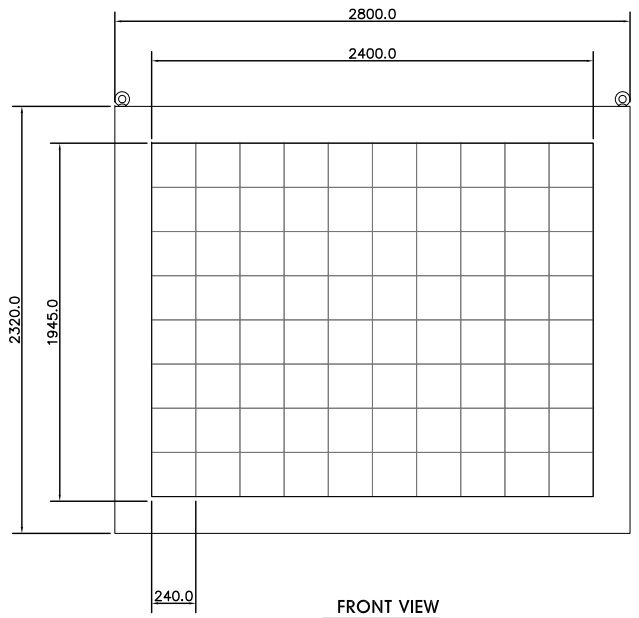

FRONT VIEW

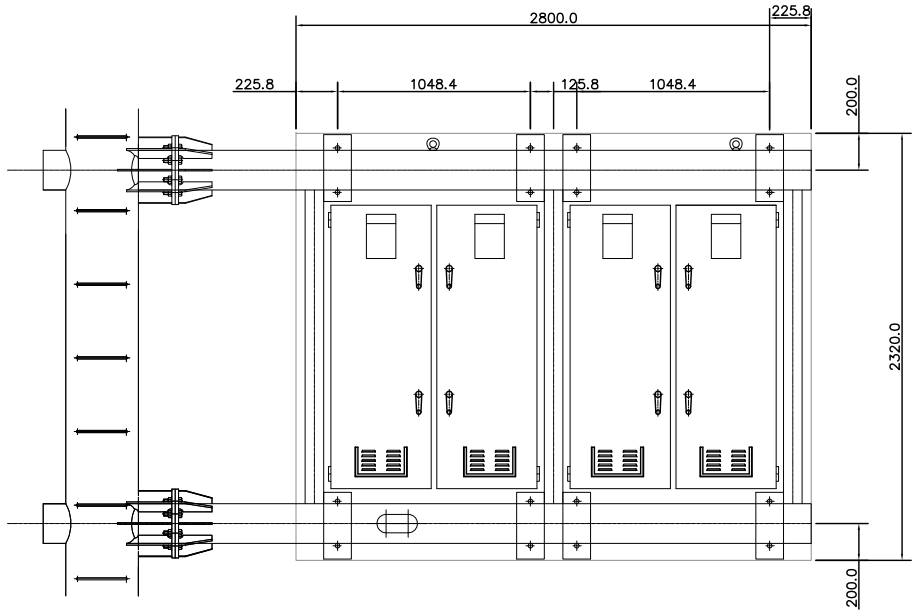

REAR VIEW

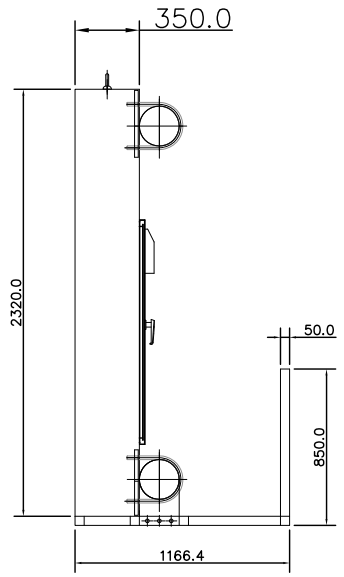

SIDE VIEW

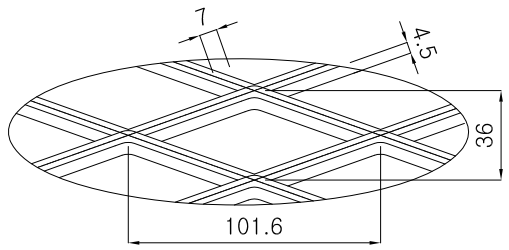

Expanded metal detail

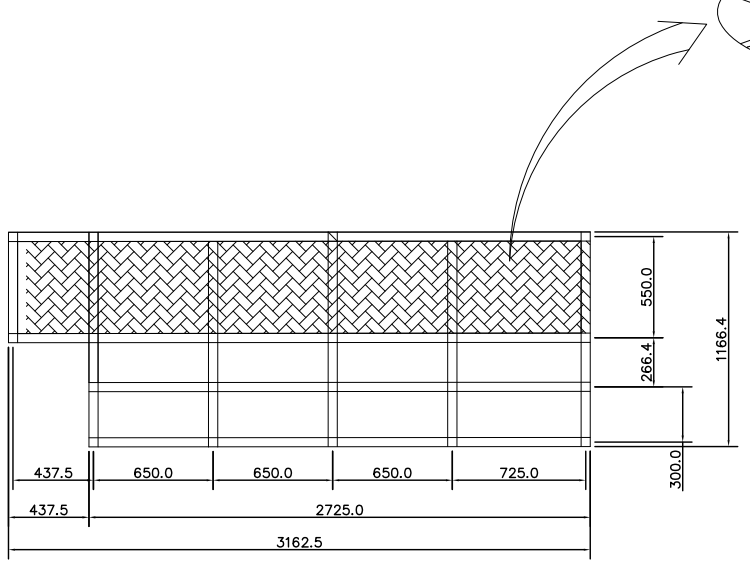

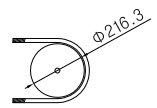

U-BOLT(M20)

NOTE

1. CASE STEEL 1.6t, COLOR : BLACK matte Powder Coating
2. WALK PLATE : STEEL 4.5t G.I,
   50/6mm ANGLE
   PIPE(Φ216.3)
3. U-BOLT : G.I, M20mm
4. HANDLE : turnstyle

ASUNCION CITYHALL, REPUBLIC OF PARAGUAY KOICA	Project Name	The Establishment of Advanced Traffic Management System(ATMS) in Asuncion, Paraguay						Scale	NONE	Drawings Name	VMS Upside Structure (2-2)
	Design Construction Company	TRACOM						CAD Name	ASU-CV-020		
			Revisions	Day	Reason	Drawed by	Checked by	Approved by	Sector	Engineering Works	Drawings Number	020

KOICA 홍보문구 표지판

(Normal Type : 8 x 10)

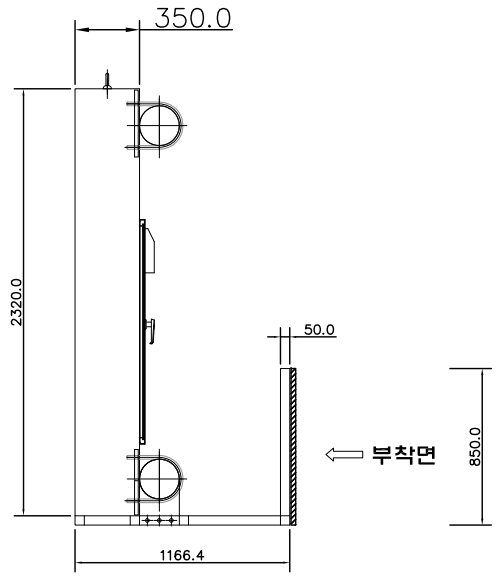

SIDE VIEW

VMS 후면 KOICA 홍보문구 시안

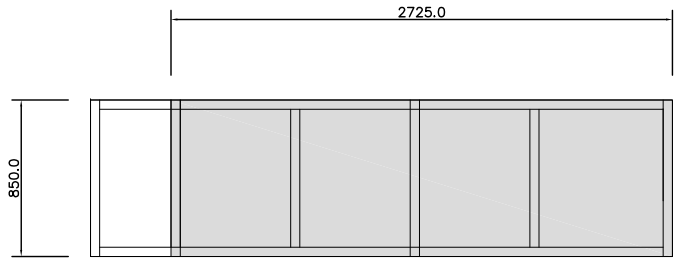

부착면

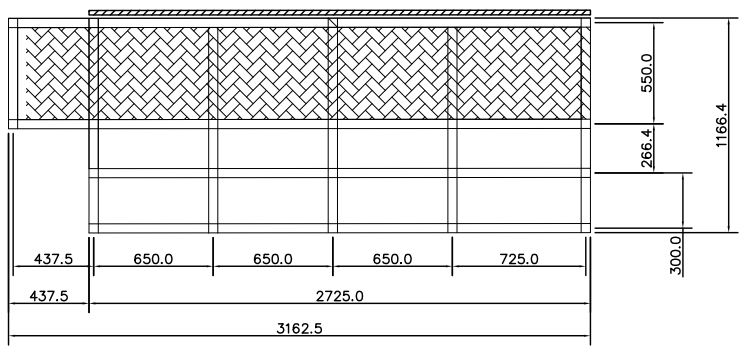

SIDE VIEW

ASUNCION CITYHALL, REPUBLIC OF PARAGUAY KOICA	Project Name	The Establishment of Advanced Traffic Management System(ATMS) in Asuncion, Paraguay						Scale	NONE	Drawings Name	KOICA 홍보문구 표지판
	Design Construction Company	TRACOM						CAD Name	ASU-CV-021		
			Revisions	Day	Reason	Drawed by	Checked by	Approved by	Sector	Engineering Works	Drawings Number	021

VMS 8단 10열 전광판 구조물 상세도

(Normal Type : 8 x 10)

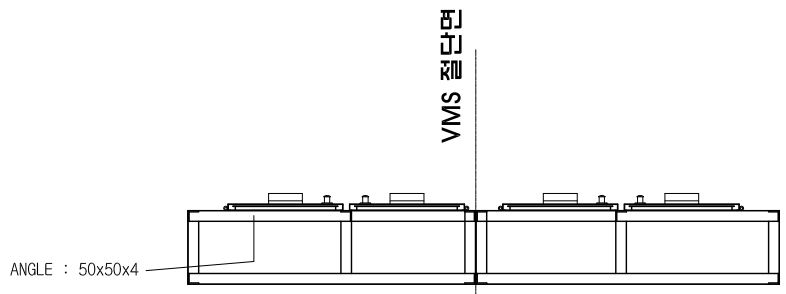

TOP VIEW

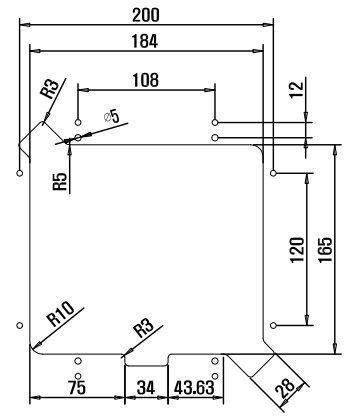

< module 타공부 detail >

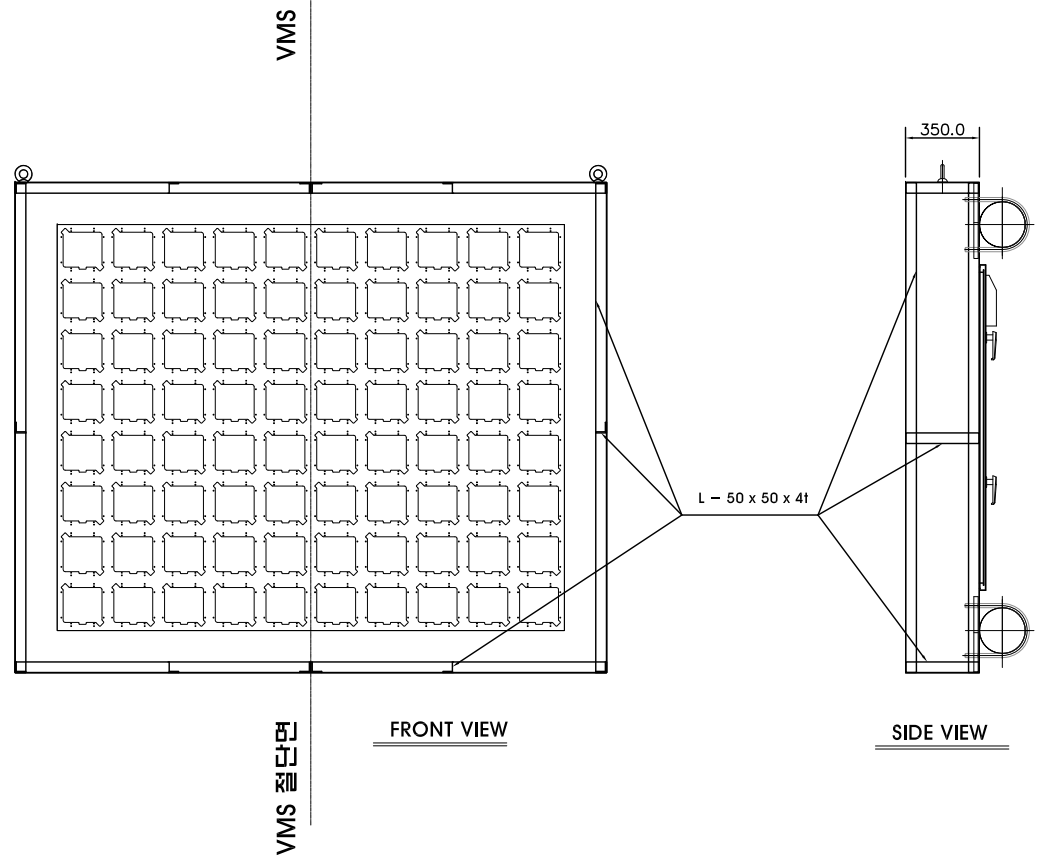

FRONT VIEW

SIDE VIEW

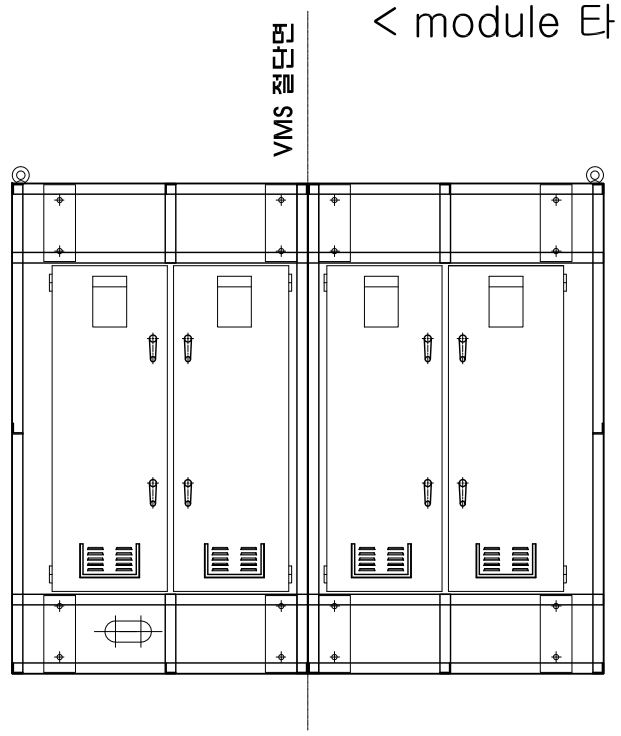

REAR VIEW

ASUNCION CITYHALL, REPUBLIC OF PARAGUAY KOICA	Project Name	The Establishment of Advanced Traffic Management System(ATMS) in Asuncion, Paraguay						Scale	NONE	Drawings Name	전광판 구조물 상세도
	Design Construction Company	TRACOM						CAD Name	ASU-CV-022		
			Revisions	Day	Reason	Drawed by	Checked by	Approved by	Sector	Engineering Works	Drawings Number	022

VMS Sub Structure (1-1)

(Normal Type : 8 x 10)

평 면 도

S=1:30

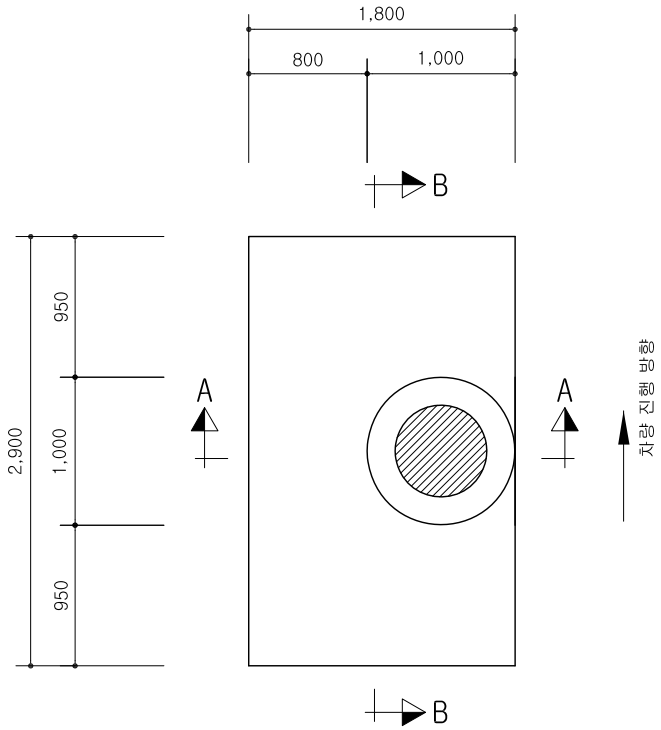

단 면 A-A

S=1:30

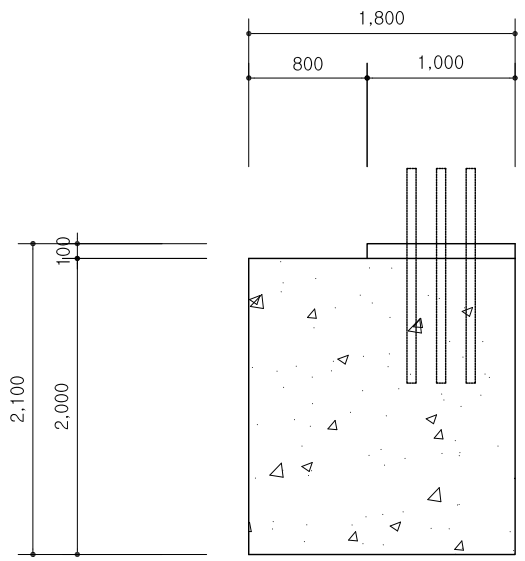

단 면 B-B

S=1:30

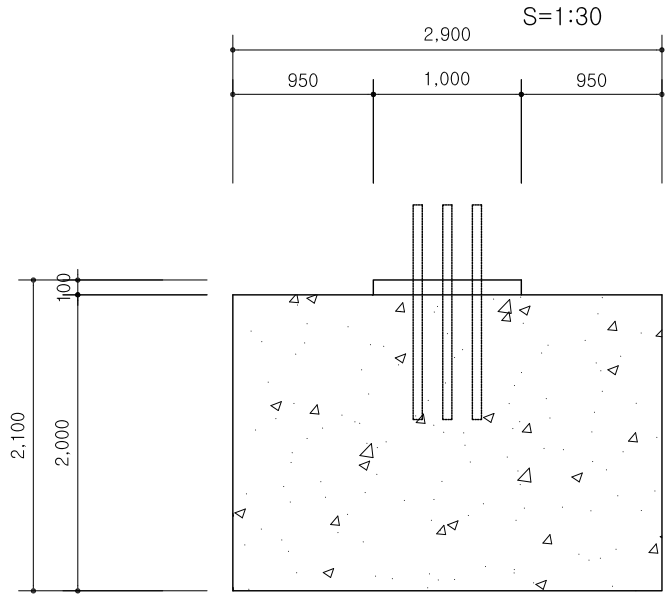

BASE PLATE 상 세 도

S=NONE

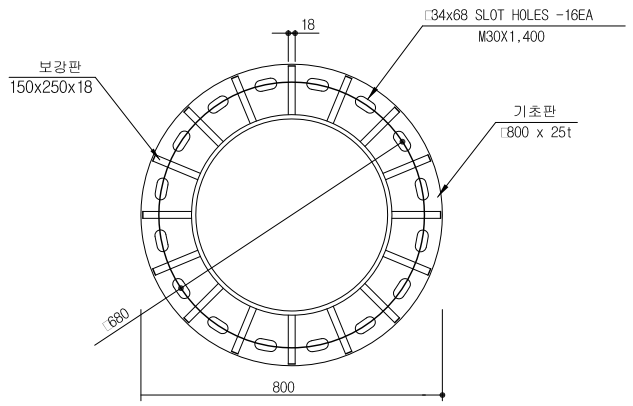

앙 카 볼 트 상 세 도

S=NONE

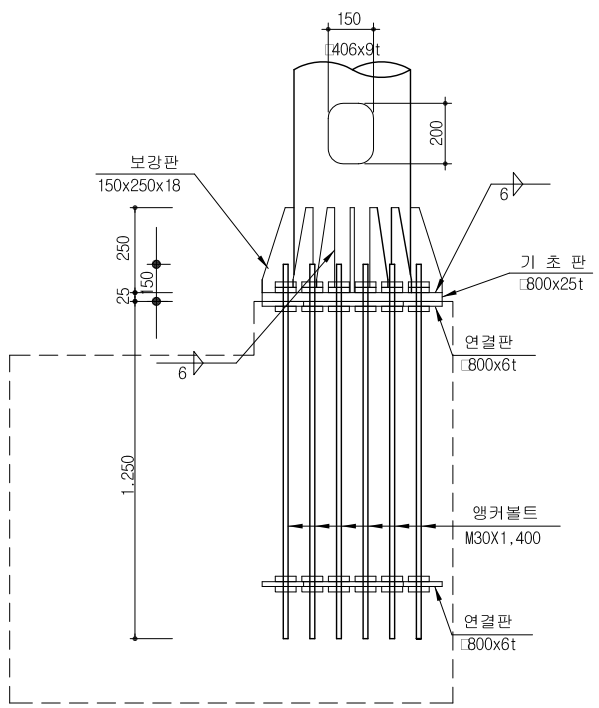

NOTE

1. 기초 콘크리트의 설계기준 강도는 fck=210 kgf/㎠ 으로 한다.
2. 철근의 항복강도는 SD30으로 한다.
3. 지반 지지력 계산시 지반 물성치는 N=10 으로 가정한 값이므로, 시공시 계산추정치와 다른 지반조건일 경우 감독원의 승인하에 설계변경을 하여야 한다.

ASUNCION CITYHALL, REPUBLIC OF PARAGUAY KOICA	Project Name	The Establishment of Advanced Traffic Management System(ATMS) in Asuncion, Paraguay						Scale	NONE	Drawings Name	VMS Sub Structure (1-1)
	Design Construction Company	TRACOM						CAD Name	ASU-CV-024		
			Revisions	Day	Reason	Drawed by	Checked by	Approved by	Sector	Engineering Works	Drawings Number	024

VMS Sub Structure (1-2)

(Normal Type : 8 x 10)

평 면 도

S=1:30

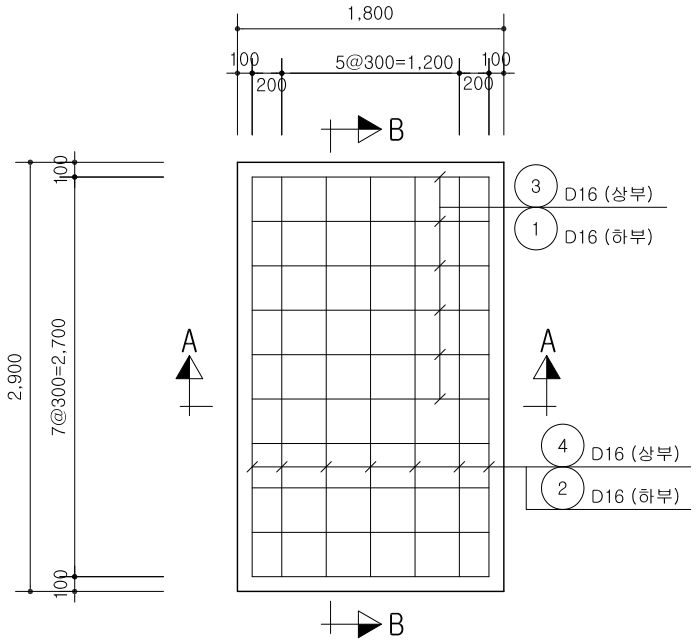

상 세 " A"

S=1:30

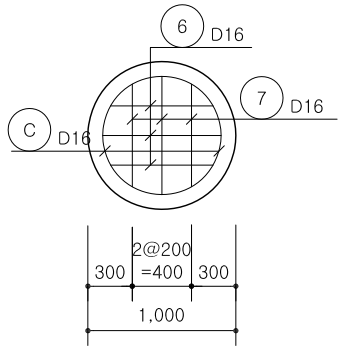

철 근 상 세 도

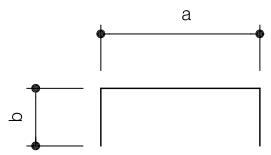

1	D16	L=5.200	N=10	6	D16	L=2.147	N=3
		a=1.600	b= 1.800			a= 693~800	b= 700
2	D16	L=6.300	N=7	7	D16	L=2.147	N=3
		a= 2.700	b= 1.800			a= 693~800	b= 700
3	D16	L=2.400	N=10	8	D13	L=2.000	N=8
		a=1.600	b= 400			a= 1.800	b= 100
4	D16	L=3.500	N=7	9	D13	L=2.900	N=8
		a= 2.700	b= 400			a= 2.700	b= 100
5	D16	L=3.700	N=8	10	D13	L=1.800	N=16
		a= 2.700	b= 500			a=1.600	b= 100
5-1	D16	L=2.600	N=8				
		a= 1.600	b= 500				

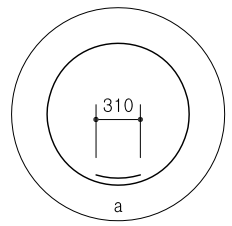

C	D13	L=2.823	N=1
		a= 2.513	

단 면 A-A

S=1:30

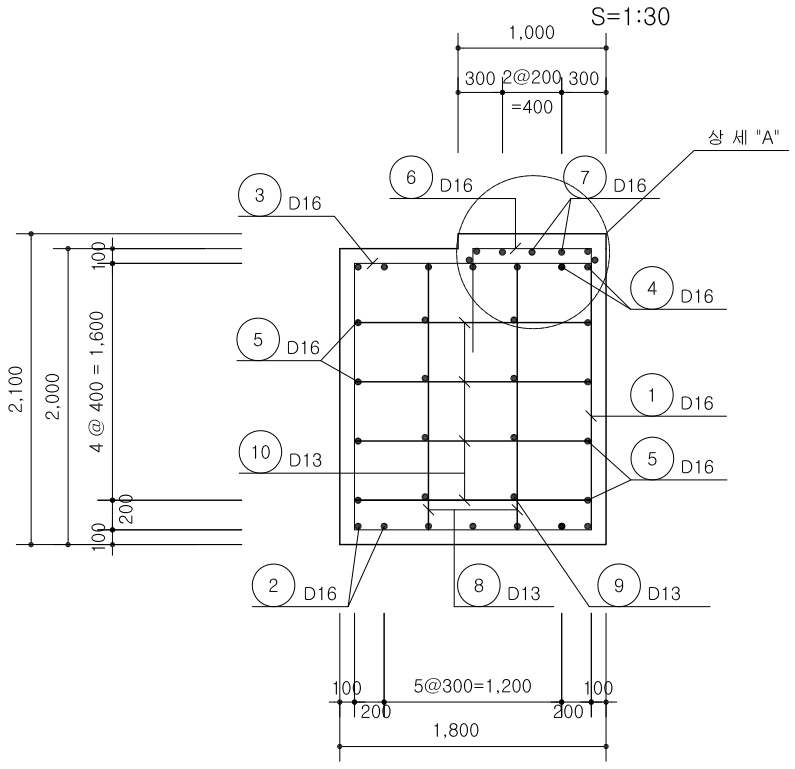

단 면 B-B

S=1:30

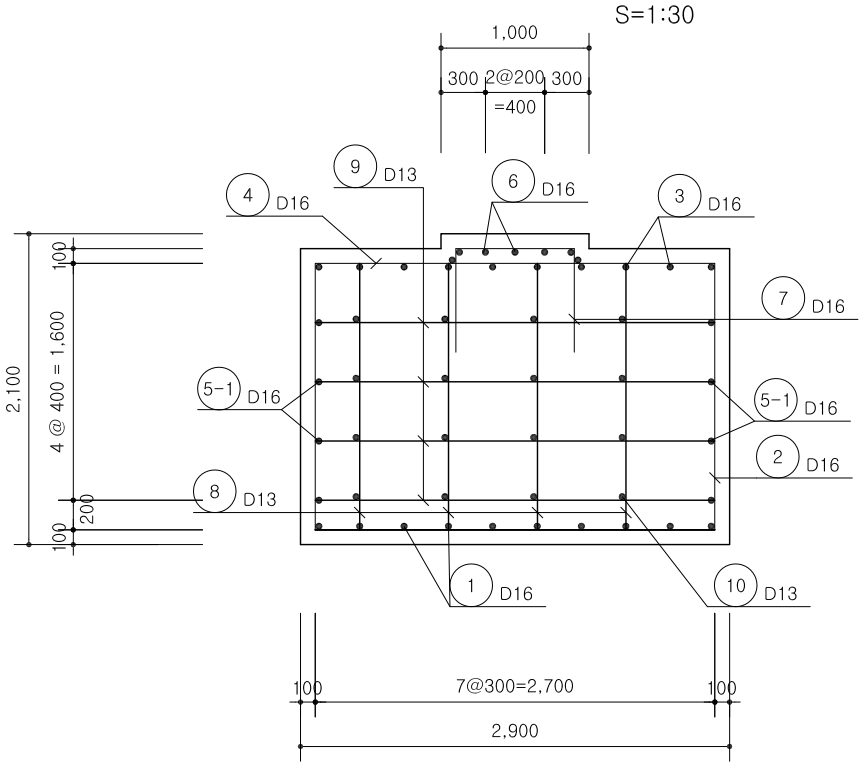

철 근 재 료 표

(개소당)

번 호	직 경	길 이	갯 수	총 길 이	단위중량	총 중 량	비 고
1	D16	5.200	10	52.000			ADD 3%
2	"	6.300	7	44.100			
3	"	2.400	10	24.000			
4	"	3.500	7	24.500			
5	"	3.700	8	29.600			
5-1	"	2.600	8	20.800			
6	"	2.147	3	6.441			
7	"	2.147	3	6.441			
소 계				207.882	1.560	0.324	0.334
8	D13	2.000	8	16.000			
9	"	2.900	8	23.200			
10	"	1.800	16	28.800			
C	"	2.823	1	2.823			
소 계				70.823	0.995	0.070	0.073
총 계						0.394	0.407

ASUNCION CITYHALL,
REPUBLIC OF PARAGUAY

KOICA

Project Name	The Establishment of Advanced Traffic Management System(ATMS) in Asuncion, Paraguay					Scale	NONE	Drawings Name: VMS Sub Structure (1-2)
Design Construction Company	TRACOM					CAD Name	ASU-CV-025	
		Revisions	Day	Reason	Drawed by / Checked by / Approved by	Sector	Engineering Works	Drawings Number: 025

VMS Camera Arm

(Normal Type : 3.5m)

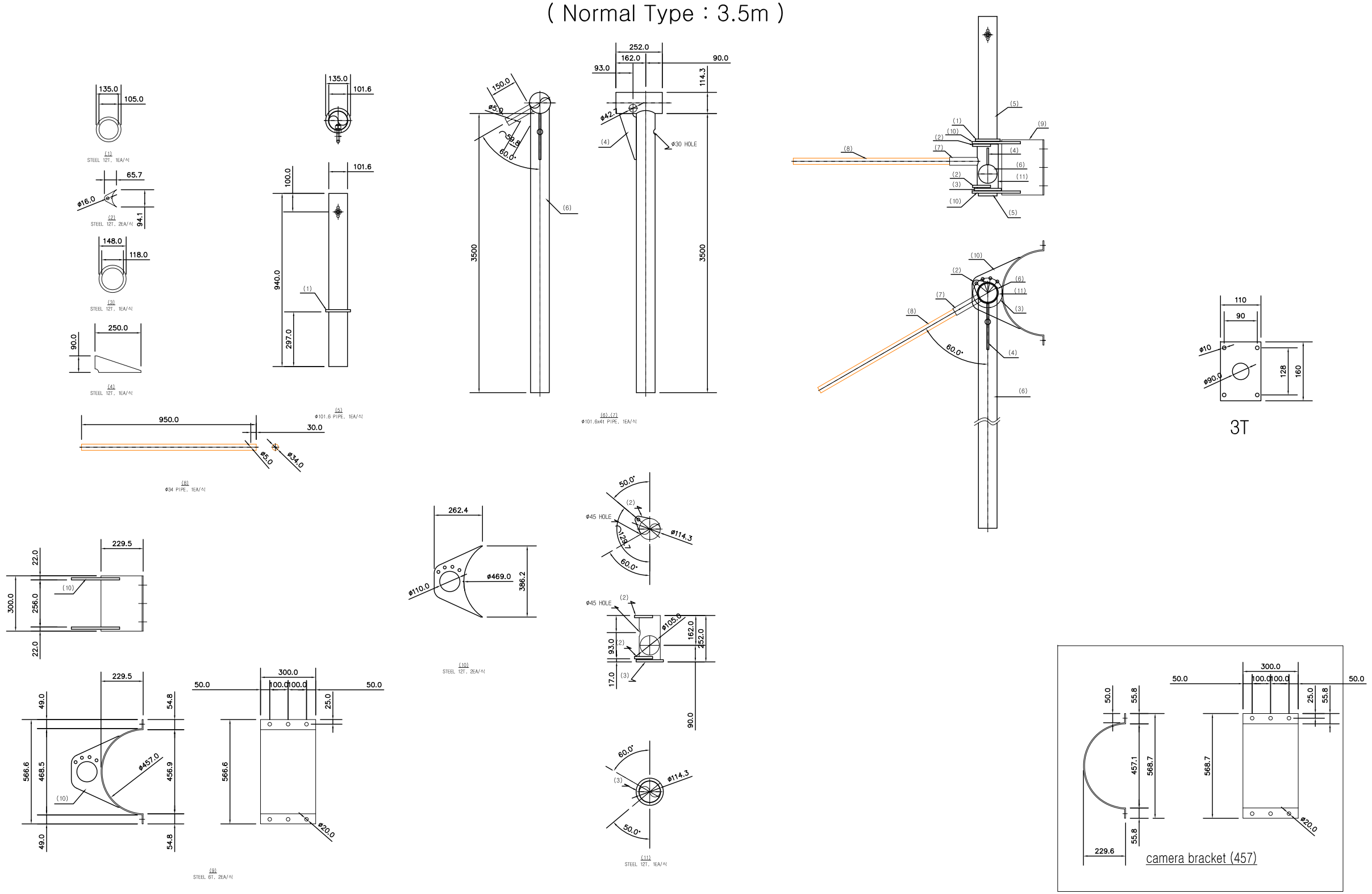

ASUNCION CITYHALL, REPUBLIC OF PARAGUAY KOICA	Project Name	The Establishment of Advanced Traffic Management System(ATMS) in Asuncion, Paraguay						Scale	NONE	Drawings Name	VMS Camera Arm
	Design Construction Company	TRACOM						CAD Name	ASU-CV-026		
			Revisions	Day	Reason	Drawed by	Checked by	Approved by	Sector	Engineering Works	Drawings Number	026

VMS Cabinet Detail

정 면 도

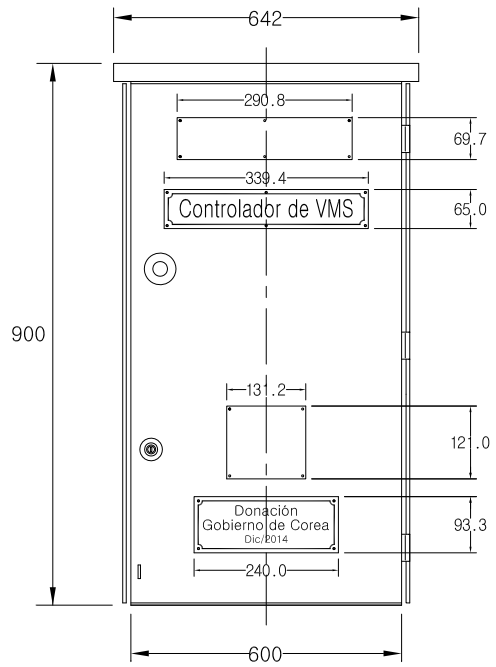

후 면 도

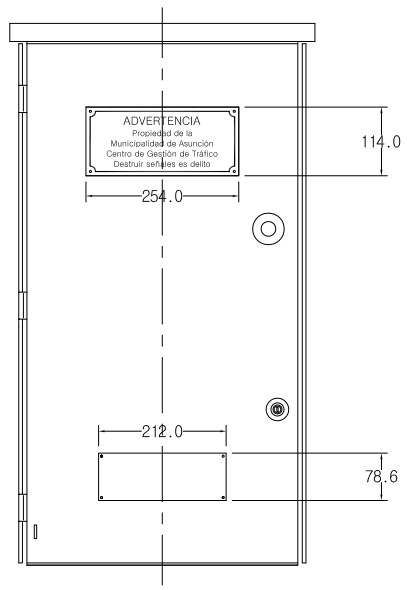

우 측 면 도

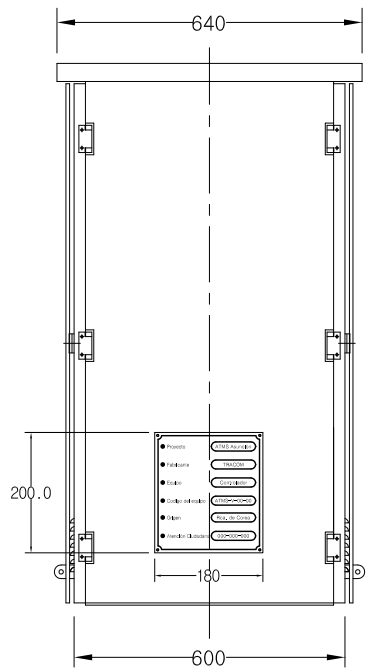

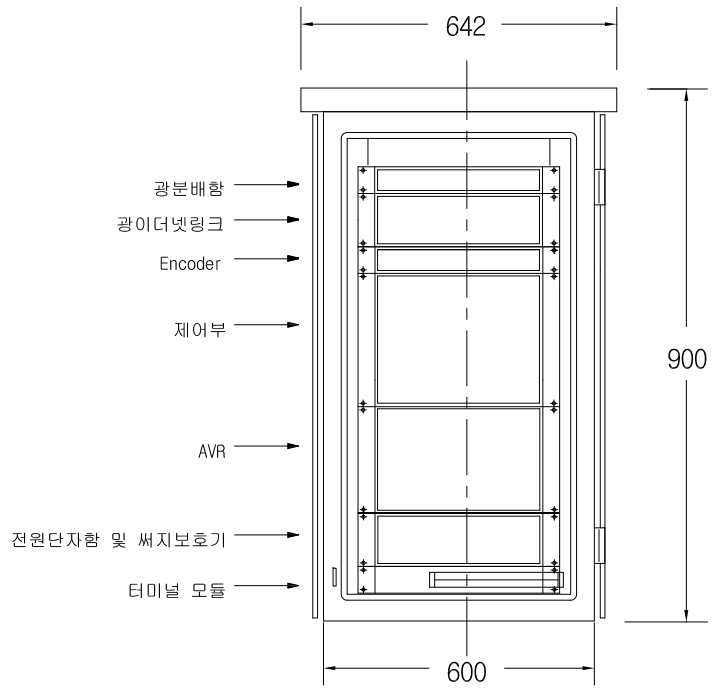

하 면 도

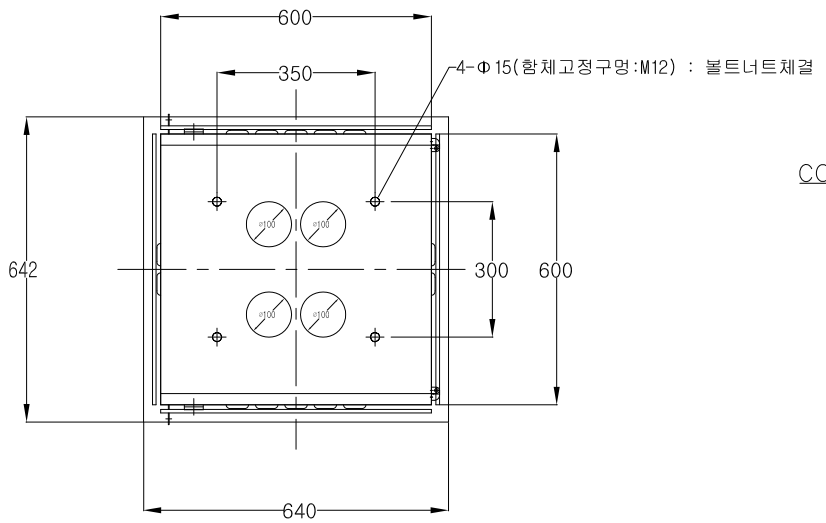

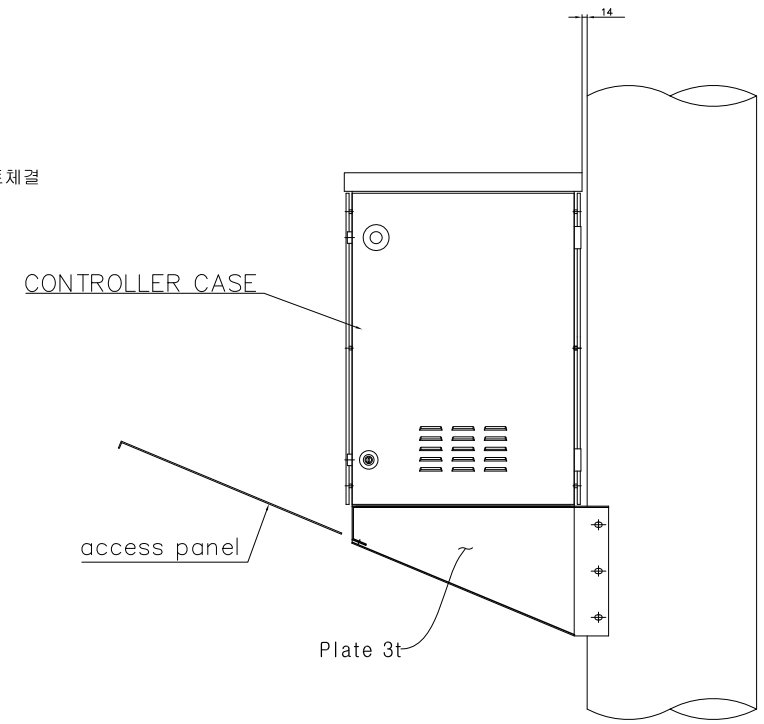

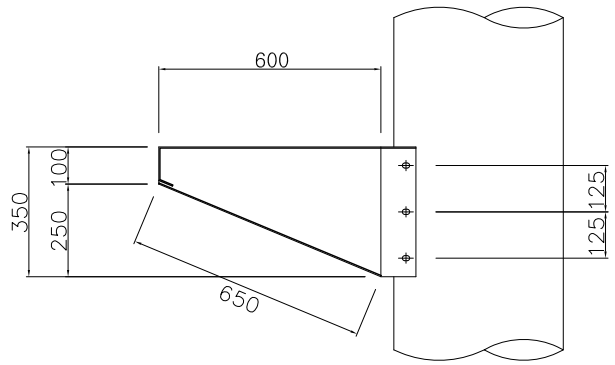

Qeyd

함체 재질 : 스테인레스 스틸(sus304 1.5t)

ASUNCION CITYHALL, REPUBLIC OF PARAGUAY KOICA	Project Name	The Establishment of Advanced Traffic Management System(ATMS) in Asuncion, Paraguay						Scale	NONE	Drawings Name	VMS Cabinet Detail
	Design Construction Company	TRACOM						CAD Name	ASU-CV-028		
			Revisions	Day	Reason	Drawed by	Checked by	Approved by	Sector	Engineering Works	Drawings Number	028