Tablero de Vigas
ARMADO INFERIOR

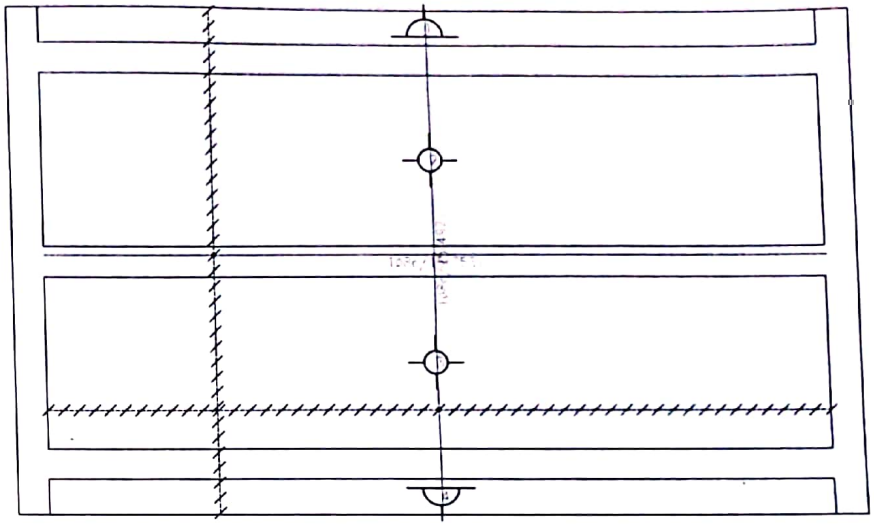

Tablero de Vigas
ARMADO SUPERIOR

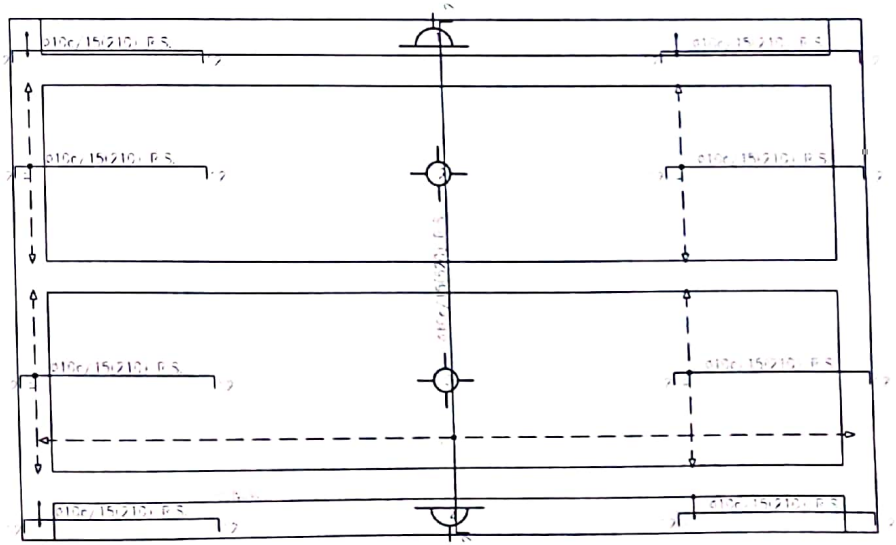

Ing. José A. Ramírez
RUC 1378869-8
RN & Asociados

Escaneado con CamScanner

Elemento	Pos.	Diám.	No.	Esquema (cm)	Long. (cm)	Total (cm)	B 500 S, γs=1.15 (kg)
[illegible]		[illegible]		[illegible]	[illegible]	[illegible]	
		[illegible]	[illegible]	[illegible]	[illegible]	[illegible]	[illegible]
		[illegible]		[illegible]	[illegible]	[illegible]	[illegible]
	[illegible]					[illegible]	[illegible]
						[illegible]	[illegible]

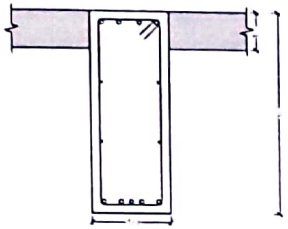

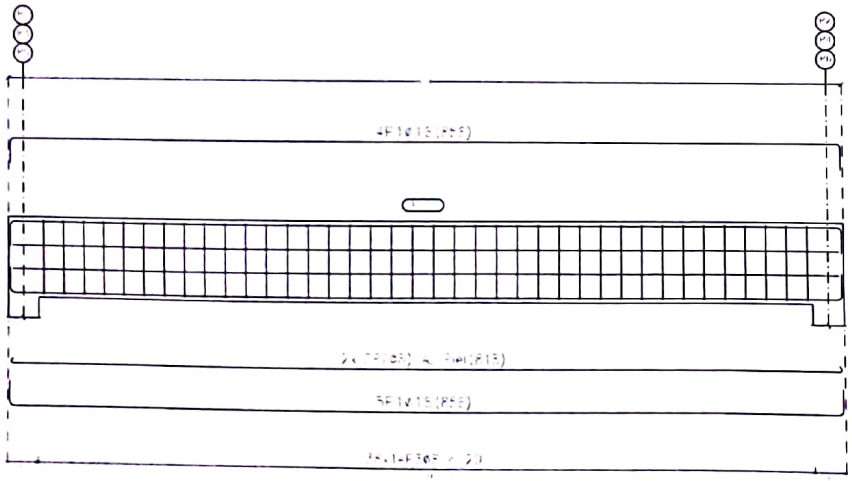

Ing. José A. Ramírez
RUC 1378869-8
RN & Asociados

Tablero de Vigas
Despiece de Vigas
Hormigón: H=25, γc=1.5
Acero en barras: B 500 S, γs=1.15
Acero en estribos: B 500 S, γs=1.15
Escala pórticos: 1:50
Escala secciones: 1:20
Escala huecos: 1:20

Escaneado con CamScanner

Elemento	Pos	Diám	No	Esquema (cm)	Long (cm)	Total (cm)	B 500 S, γs=1.15 kg

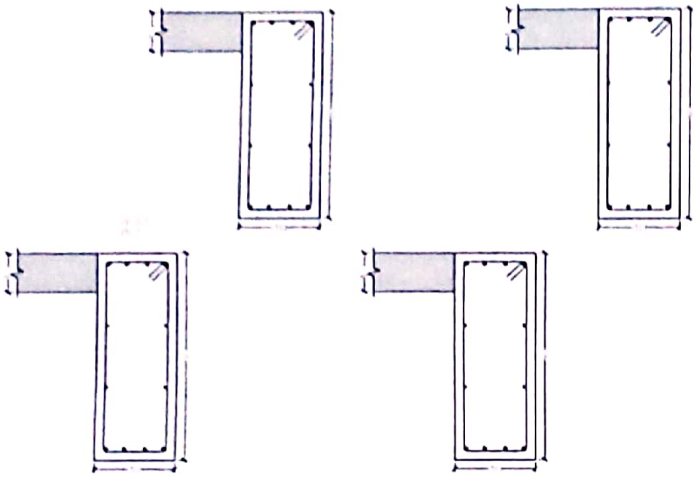

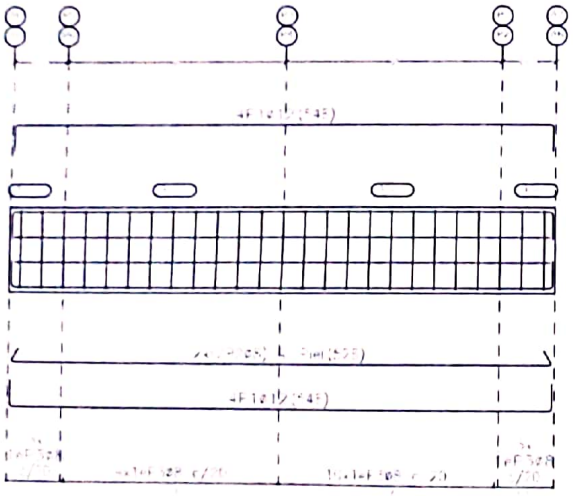

Ing. José A. Ramírez
RUC 1378869-8
RN & Asociados

Tablero de vigas
Despiece de vigas
Hormigón f'c=25, γc=1.5
Acero en barras B 500 S, γs=1.15
Acero en estribos B 500 S, γs=1.15
Escala pórticos 1:50
Escala secciones 1:20
Escala nudos 1:20

Escaneado con CamScanner

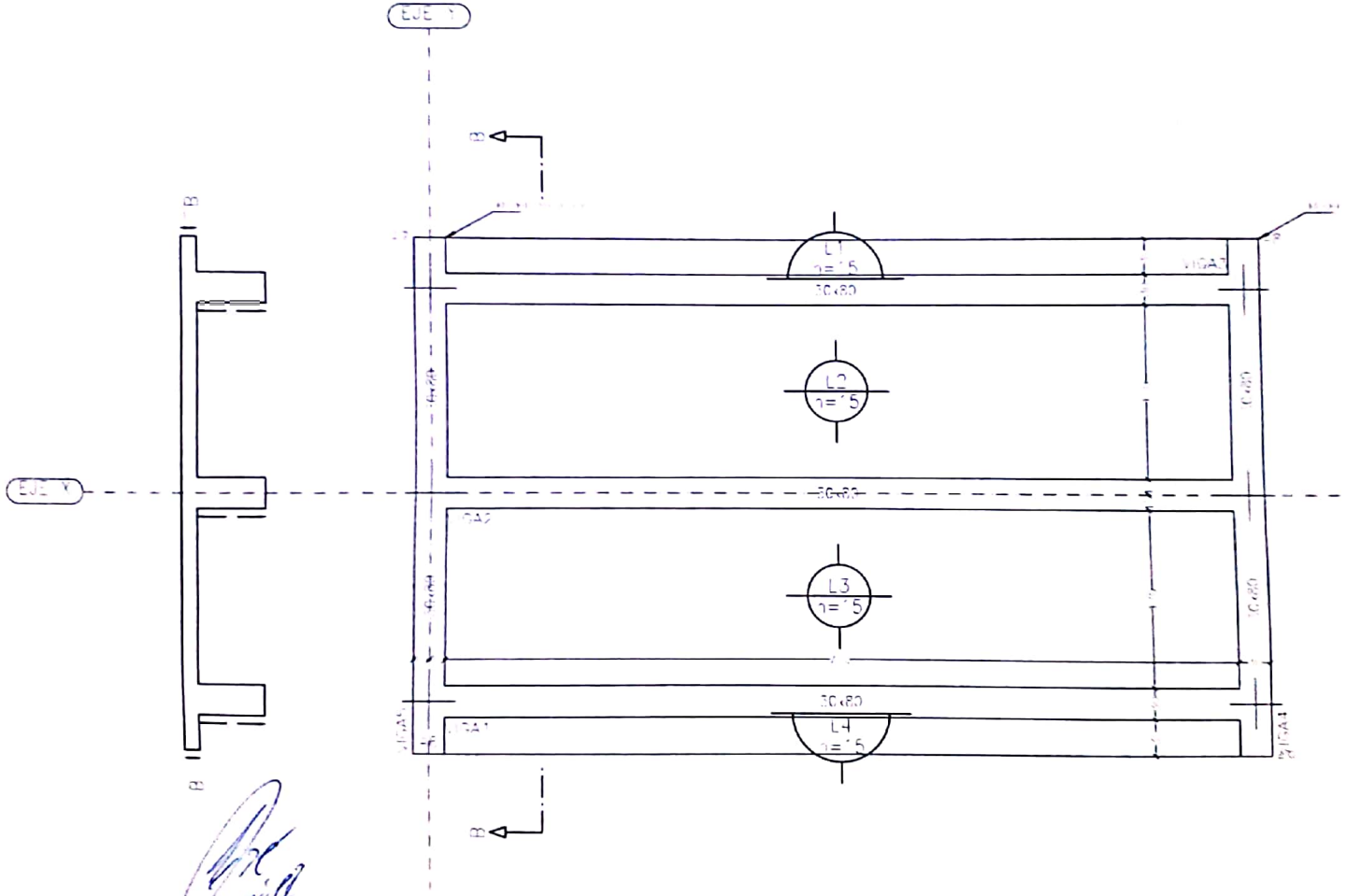
EJE Y
B
B
L1
n=15
30x80
L2
n=15
30x80
L3
n=15
30x80
L4
n=15
30x80
VIGA1
VIGA1
VIGA1