RVDS Upside Structure (1-1)

(RADER Type : 7m)

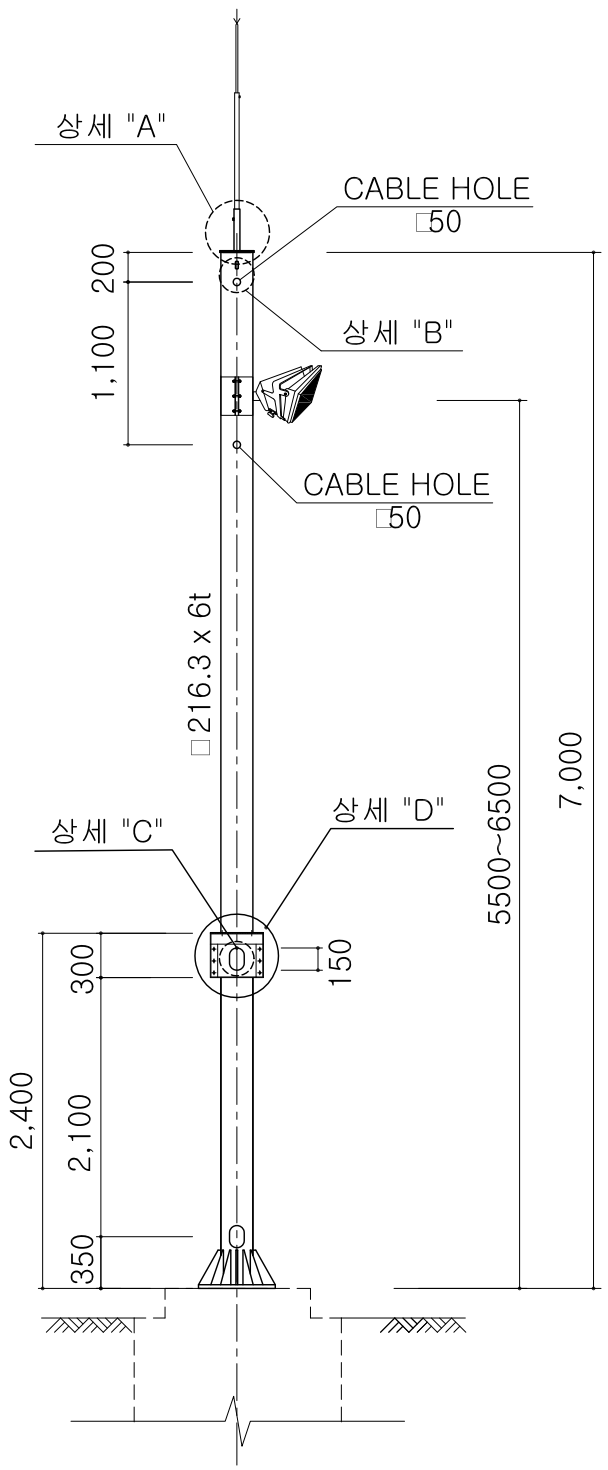

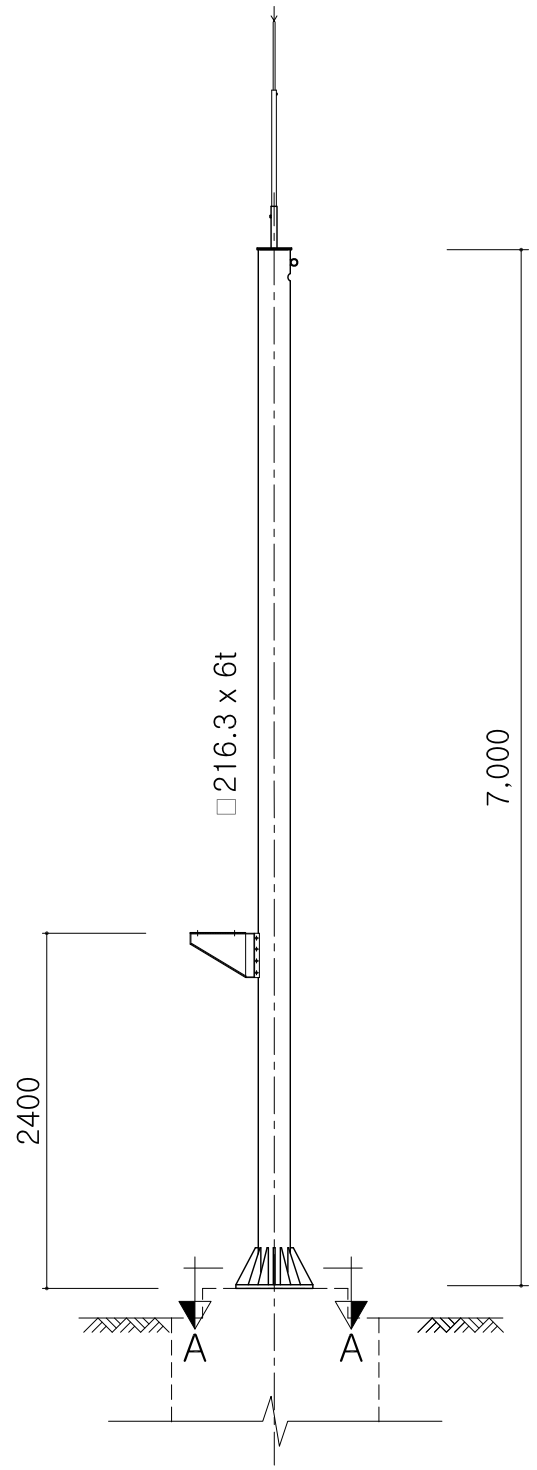

Section A-A

S=NONE

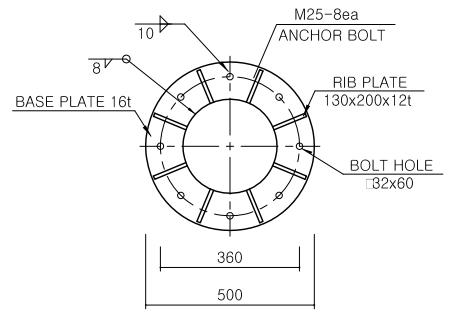

Detail "A"

S=NONE

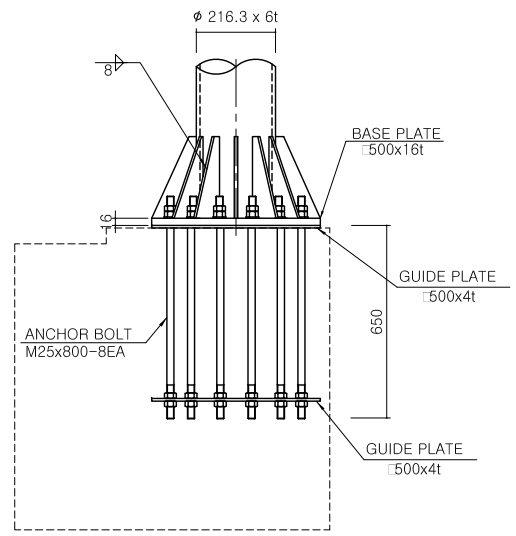

NOTE

1. Implements and instruments should be manufactured to fit to installation site and conditions.
2.All steel pipes must be made of SPS400.
3. For making a weld and joint between tips of steel pipes, it must go all around of pipes and use fillet welding method.
4. Welding point of steel pipe and Rib should be trimmed to clear because it its fatigue strength get decreased easily.
5. All steel materials and bolts take molten and galvanized process.
6. Careful treatment required in moving and positioning instruments to avoid deformation.
7. It basically uses double nuts in jointing ANCHOR BOLT.
   (But, single nut in FLANGE BOLT)
8. Steel pipe branch joint should be welded according to a detailed drawing and meet the necessary throat thickness.

ASUNCION CITYHALL, REPUBLIC OF PARAGUAY KOICA	Project Name	The Establishment of Advanced Traffic Management System(ATMS) in Asuncion, Paraguay						Scale	NONE	Drawings Name	RVDS Upside Structure (1-1)
	Design Construction Company	TRACOM						CAD Name	PA-CV-029		
			Revisions	Day	Reason	Drawed by	Checked by	Approved by	Sector	Engineering Works	Drawings Number	029

RVDS Upside Structure (1-2)

(RADER Type : 7m)

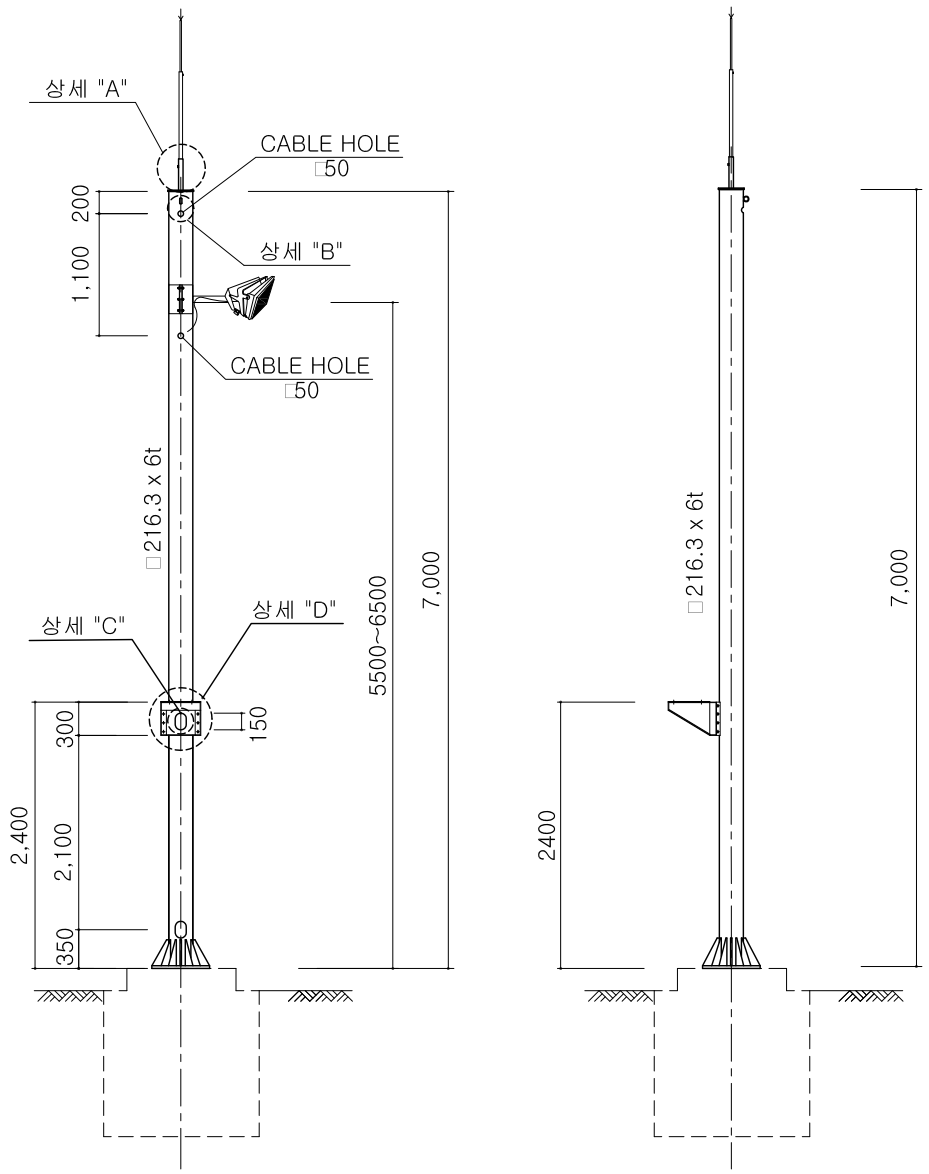

Detail "A"
S=NONE

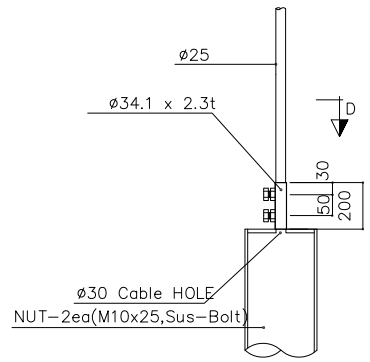

Section "D"
S=NONE

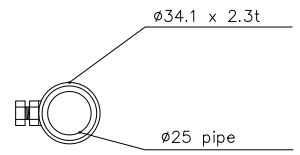

Detail "B"
S=NONE

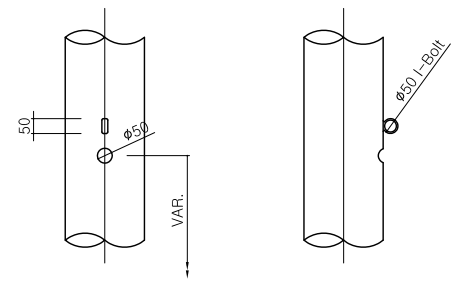

Detail "C"
S=NONE

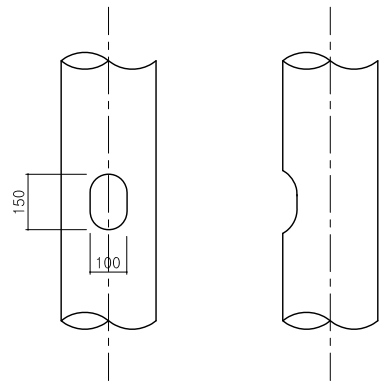

Detail "D"
S=NONE

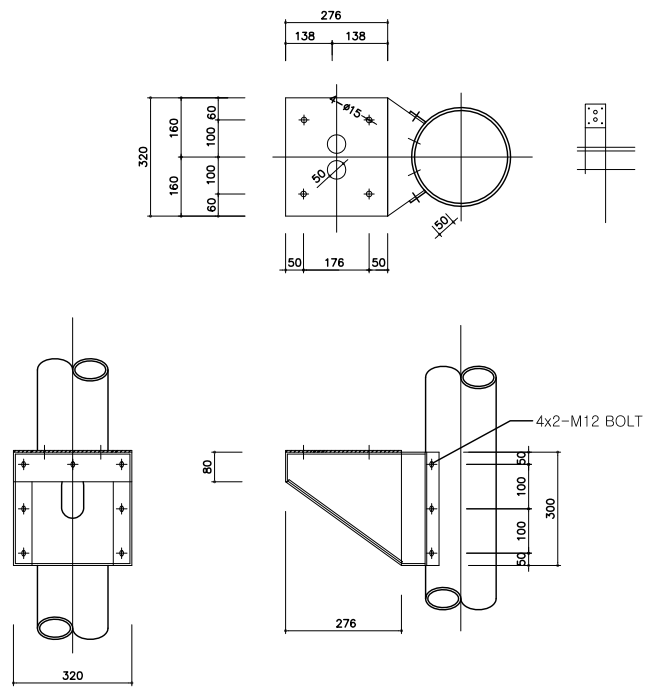

ASUNCION CITYHALL, REPUBLIC OF PARAGUAY KOICA	Project Name	The Establishment of Advanced Traffic Management System(ATMS) in Asuncion, Paraguay						Scale	NONE	Drawings Name	RVDS Upside Structure (1-2)
	Design Construction Company	TRACOM						CAD Name	PA-CV-030		
			Revisions	Day	Reason	Drawed by	Checked by	Approved by	Sector	Engineering Works	Drawings Number	030

RVDS Sub Structure (1-1)

(T형)

NOTE

1. 기초 콘크리트의 설계기준 강도는 fck=210 kgf/cm^2 으로 한다.
2. 철근의 항복강도는 SD30으로 한다.
3. 지반 지지력 계산시 지반 물성치는 N=10 으로 가정한 값이므로, 시공시 계산추정치와 다른 지반조건일 경우 감독원의 승인하에 설계변경을 하여야 한다.

평 면 도

S=1:30

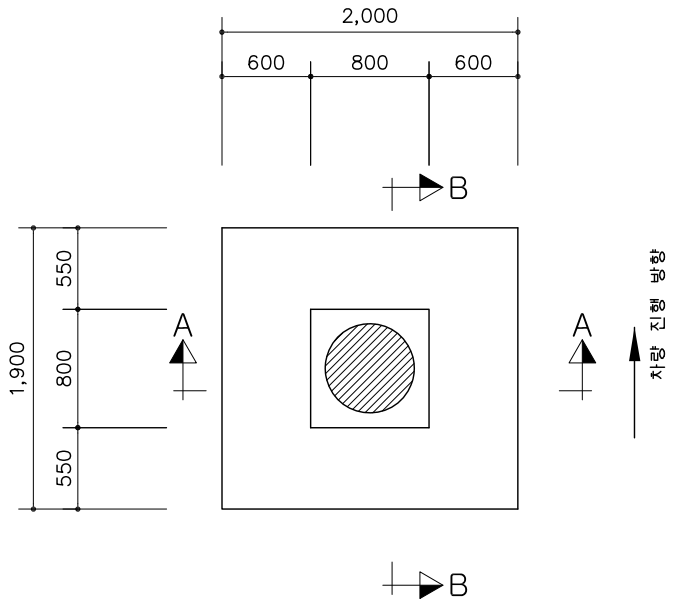

단 면 B-B

S=1:30

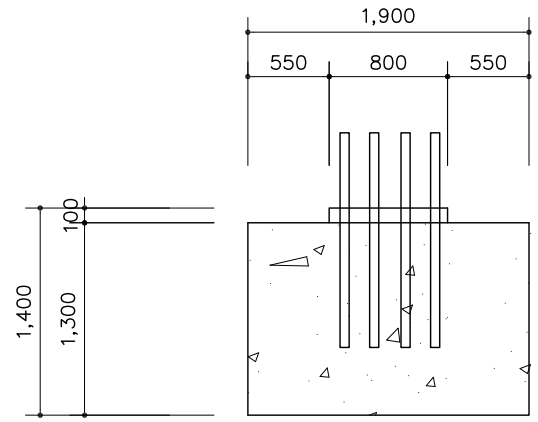

앙 카 볼 트 상 세 도

S=NONE

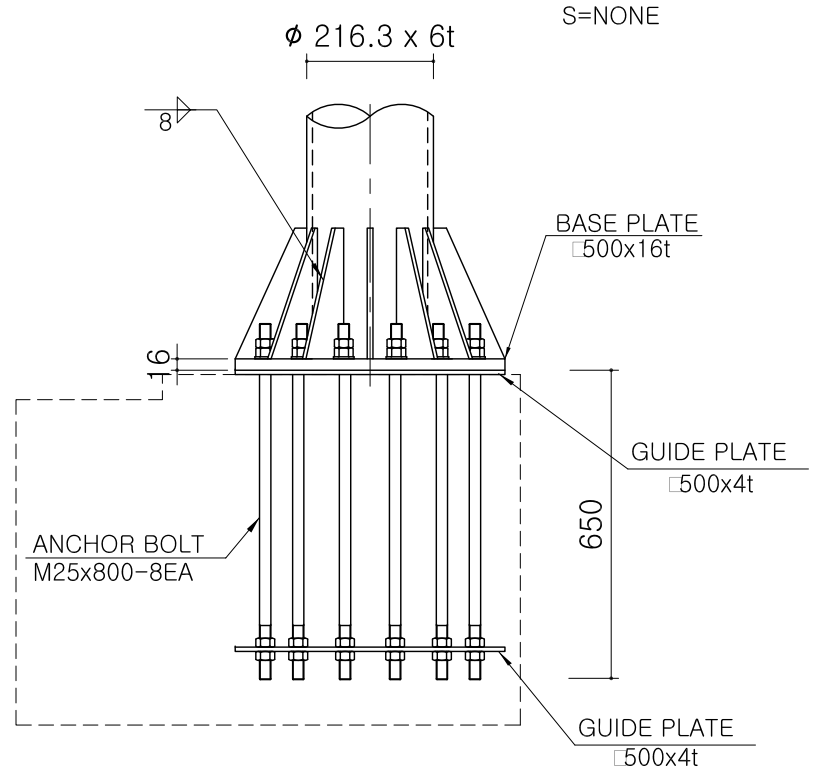

단 면 A-A

S=1:30

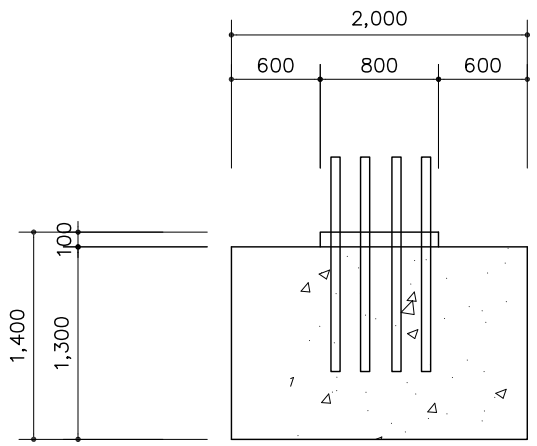

BASE PLATE 상 세 도

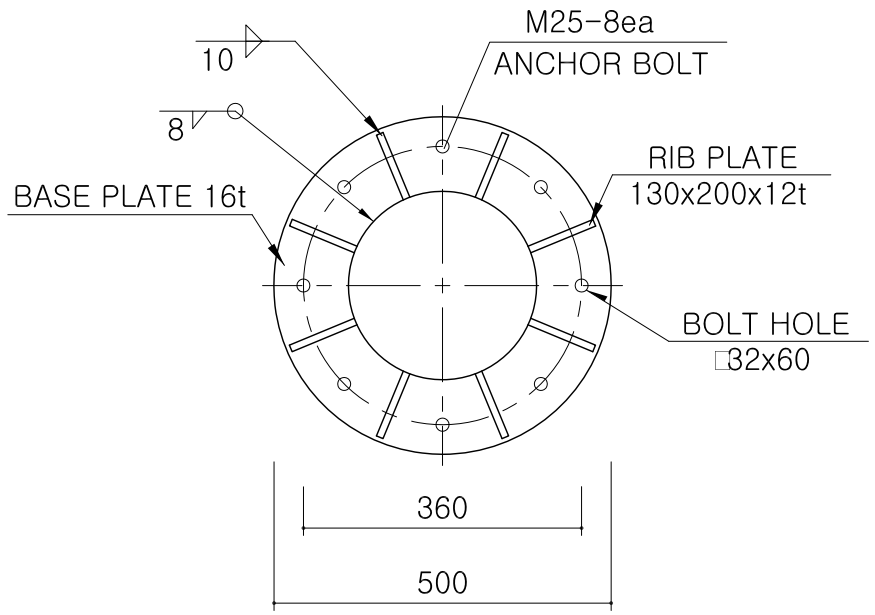

ASUNCION CITYHALL, REPUBLIC OF PARAGUAY KOICA	Project Name	The Establishment of Advanced Traffic Management System(ATMS) in Asuncion, Paraguay						Scale	NONE	Drawings Name	RVDS Sub Structure (1-1)
	Design Construction Company	TRACOM						CAD Name	PA-CV-031		
			Revisions	Day	Reason	Drawed by	Checked by	Approved by	Sector	Engineering Works	Drawings Number	031

RVDS Sub Structure (1-2)

(T형)

평 면 도

S=1:30

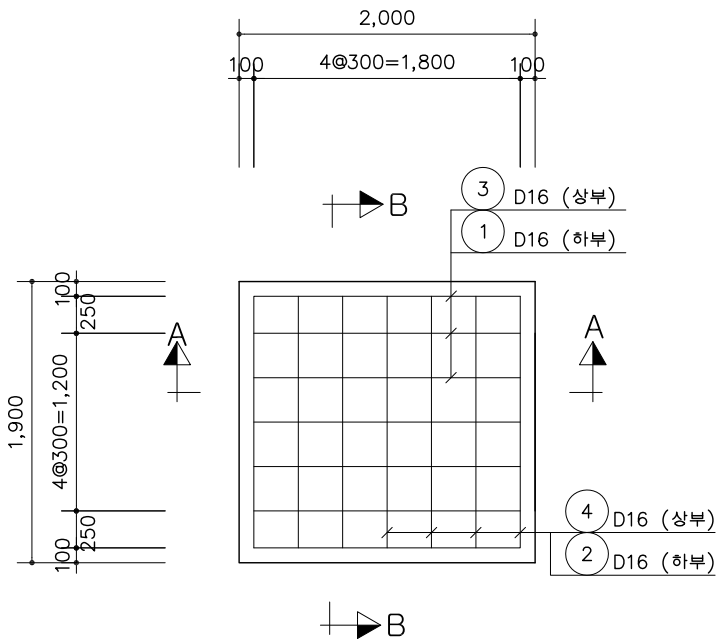

철 근 상 세 도

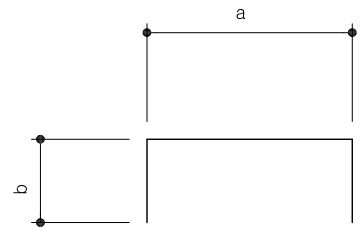

1 D16	L=3.300	N=7	
	a= 1.800	b= 750	
2 D16	L=3.200	N=7	
	a= 1.700	b= 750	
3 D16	L=3.300	N=7	
	a= 1.800	b= 750	
4 D16	L=3.200	N=7	
	a= 1.700	b= 750	
5 D16	L=2.300	N=4	
	a= 1.700	b= 300	
5-1 D16	L=2.400	N=4	
	a= 1.800	b= 300	
6 D16	L=1.900	N=3	
	a= 600	b= 650	
7 D16	L=1.900	N=3	
	a= 600	b= 650	
8 D13	L=1.300	N=9	
	a= 1.100	b= 100	
9 D13	L=1.900	N=6	
	a= 1.700	b= 100	
10 D13	L=2.000	N=6	
	a= 1.800	b= 100	

단 면 A-A

S=1:30

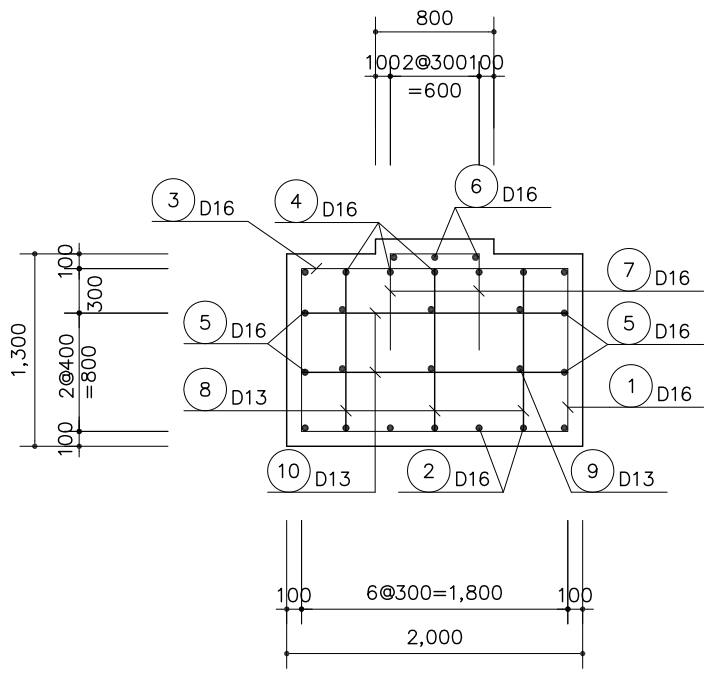

단 면 B-B

S=1:30

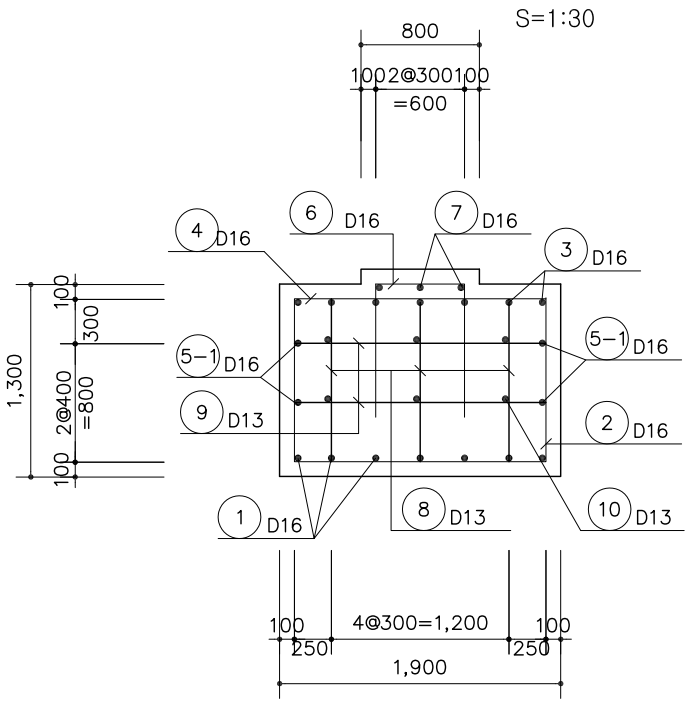

철 근 재 료 표

(개소당)

번 호	직 경	길 이	갯 수	총 길 이	단위중량	총 중 량	비 고
1	D16	3.300	7	23.100			ADD 3%
2	"	3.200	7	22.400			
3	"	3.300	7	23.100			
4	"	3.200	7	22.400			
5	"	2.300	4	9.200			
5-1	"	2.400	4	9.600			
6	"	1.900	3	5.700			
7	"	1.900	3	5.700			
소 계				121.200	1.560	0.189	0.195
8	D13	1.300	9	11.700			
9	"	1.900	6	7.200			
10	"	2.000	6	9.000			
소 계				35.100	0.995	0.035	0.036
총 계						0.224	0.231

ASUNCION CITYHALL, REPUBLIC OF PARAGUAY

KOICA

Project Name	The Establishment of Advanced Traffic Management System(ATMS) in Asuncion, Paraguay					Scale	NONE	Drawings Name	RVDS Sub Structure (1-2)
						CAD Name	PA-CV-032		
Design Construction Company	TRACOM	Revisions	Day	Reason	Drawed by / Checked by / Approved by	Sector	Engineering Works	Drawings Number	032

RVDS Sub Structure (2-1)

(측주식)

평 면 도

S=1:30

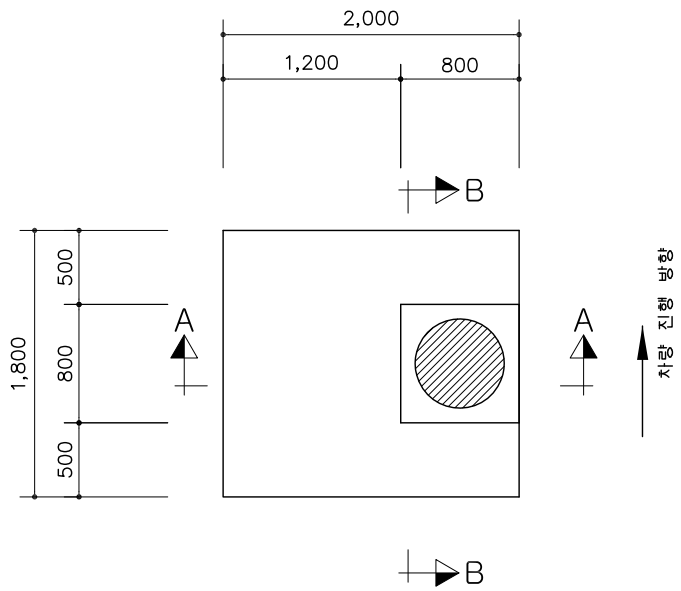

단 면 B-B

S=1:30

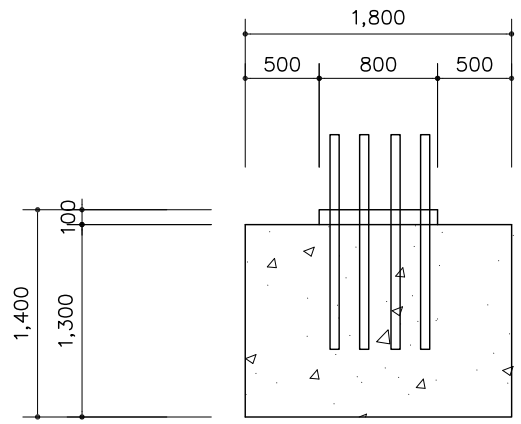

NOTE

1. 기초 콘크리트의 설계기준 강도는 fck=210 kgf/cm^2 으로 한다.
2. 철근의 항복강도는 SD30으로 한다.
3. 지반 지지력 계산시 지반 물성치는 N=10 으로 가정한 값이므로, 시공시 계산추정치와 다른 지반조건일 경우 감독원의 승인하에 설계변경을 하여야 한다.

앙 카 볼 트 상 세 도

S=NONE

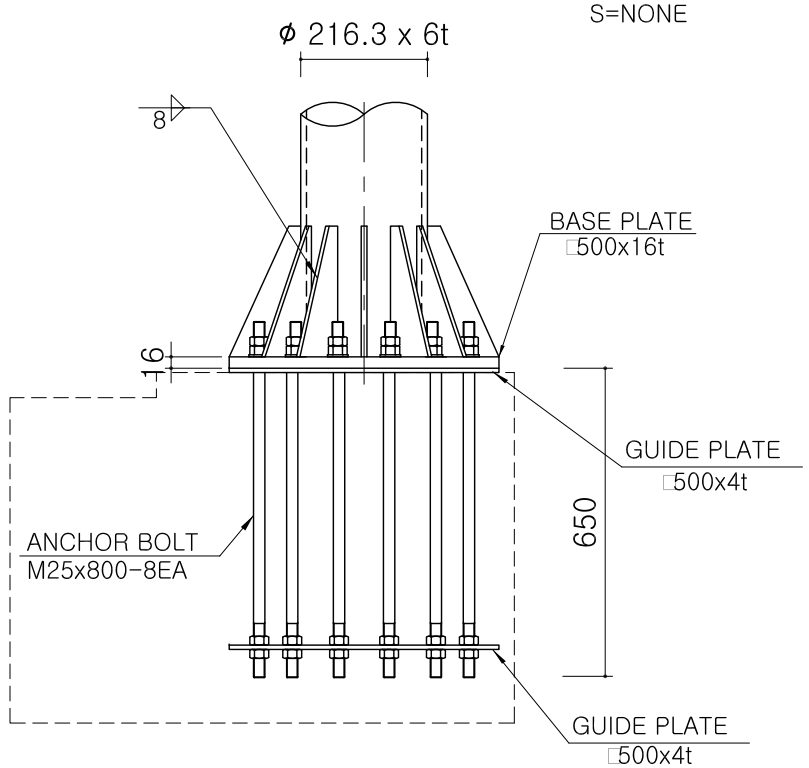

단 면 A-A

S=1:30

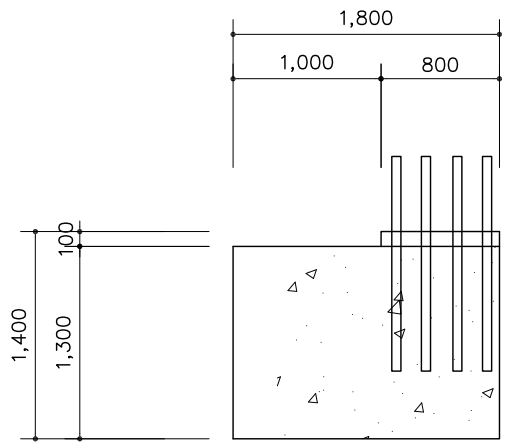

BASE PLATE 상 세 도

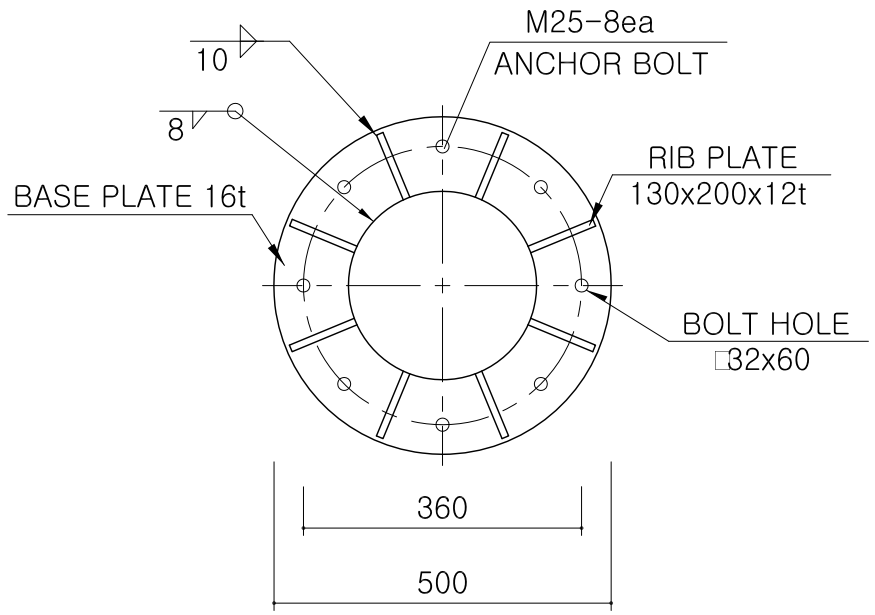

ASUNCION CITYHALL, REPUBLIC OF PARAGUAY KOICA	Project Name	The Establishment of Advanced Traffic Management System(ATMS) in Asuncion, Paraguay						Scale	NONE	Drawings Name	RVDS Sub Structure (2-1)
	Design Construction Company	TRACOM						CAD Name	PA-CV-033		
			Revisions	Day	Reason	Drawed by	Checked by	Approved by	Sector	Engineering Works	Drawings Number	033

RVDS Sub Structure (2-2)

평 면 도

S=1:30

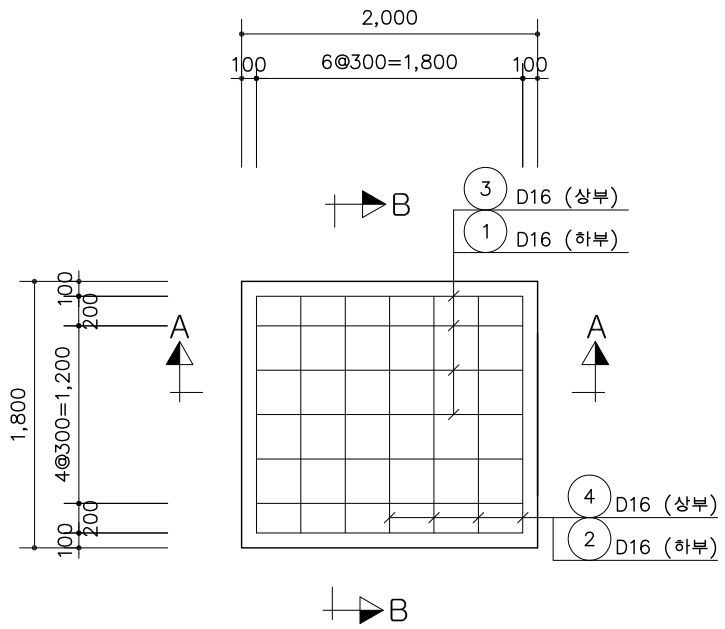

단 면 A-A

S=1:30

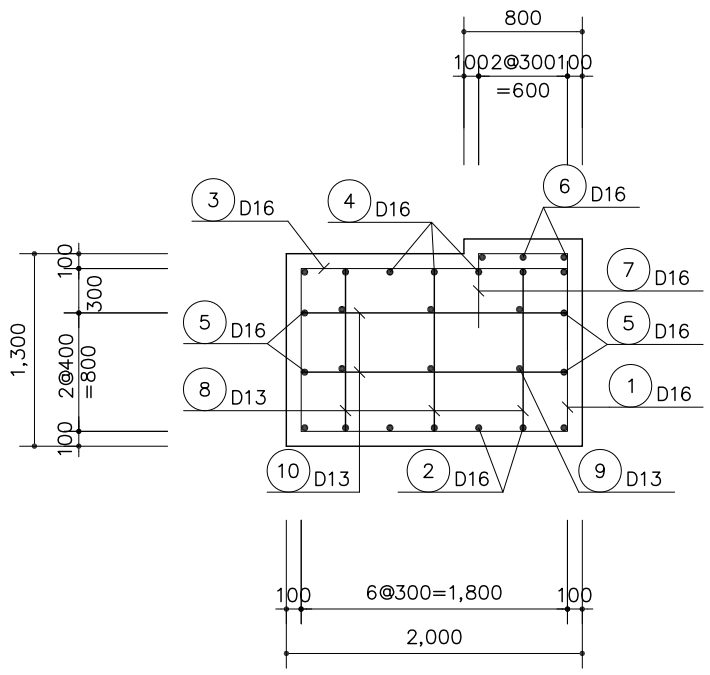

단 면 B-B

S=1:30

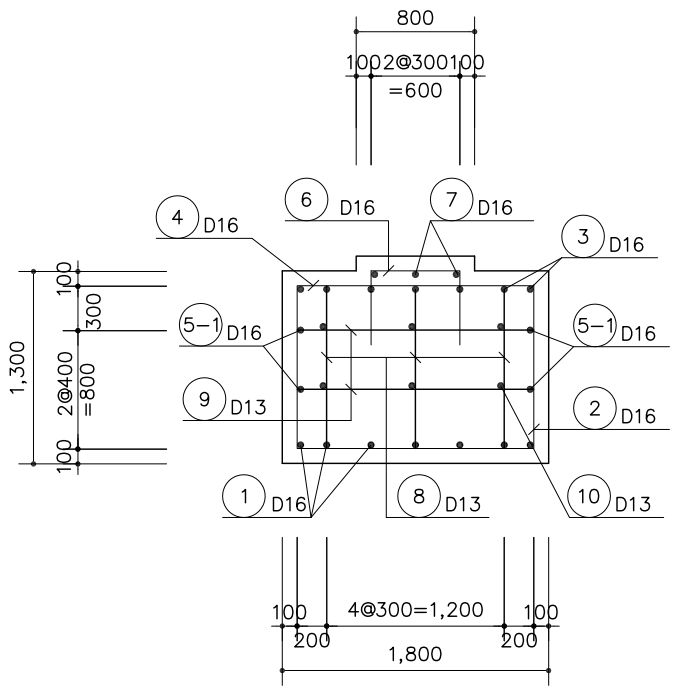

철 근 상 세 도

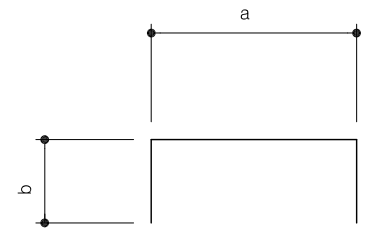

1	D16	L=3.300	N=7	6	D16	L=1.900	N=3
		a= 1.800	b= 750			a= 600	b= 650
2	D16	L=3.100	N=7	7	D16	L=1.900	N=3
		a= 1.300	b= 750			a= 600	b= 650
3	D16	L=3.300	N=7	8	D13	L=1.300	N=9
		a= 1.800	b= 750			a= 1.100	b= 100
4	D16	L=3.100	N=7	9	D13	L=1.800	N=6
		a= 1.600	b= 750			a= 1.600	b= 100
5	D16	L=2.200	N=4	10	D13	L=2.000	N=6
		a= 1.600	b= 300			a= 1.800	b= 100
5-1	D16	L=2.400	N=4				
		a= 1.800	b= 300				

철 근 재 료 표

(개소당)

번 호	직 경	길 이	갯 수	총 길 이	단위중량	총 중 량	비 고
1	D16	3.300	7	23.100			ADD 3%
2	"	3.100	7	21.700			
3	"	3.300	7	23.100			
4	"	3.100	7	21.700			
5	"	2.200	4	8.800			
5-1	"	2.400	4	9.600			
6	"	1.900	3	5.700			
7	"	1.900	3	5.700			
소 계				119.400	1.560	0.186	0.192
8	D13	1.300	9	11.700			
9	"	1.800	6	10.800			
10	"	2.000	6	12.000			
소 계				34.500	0.995	0.034	0.035
총 계						0.221	0.227

ASUNCION CITYHALL,
REPUBLIC OF PARAGUAY

KOICA

Project Name	The Establishment of Advanced Traffic Management System(ATMS) in Asuncion, Paraguay					Scale	NONE	Drawings Name: RVDS Sub Structure (2-2)
Design Construction Company	TRACOM					CAD Name	PA-CV-034	
		Revisions	Day	Reason	Drawed by / Checked by / Approved by	Sector	Engineering Works	Drawings Number: 034

RVDS Cabinet Detail

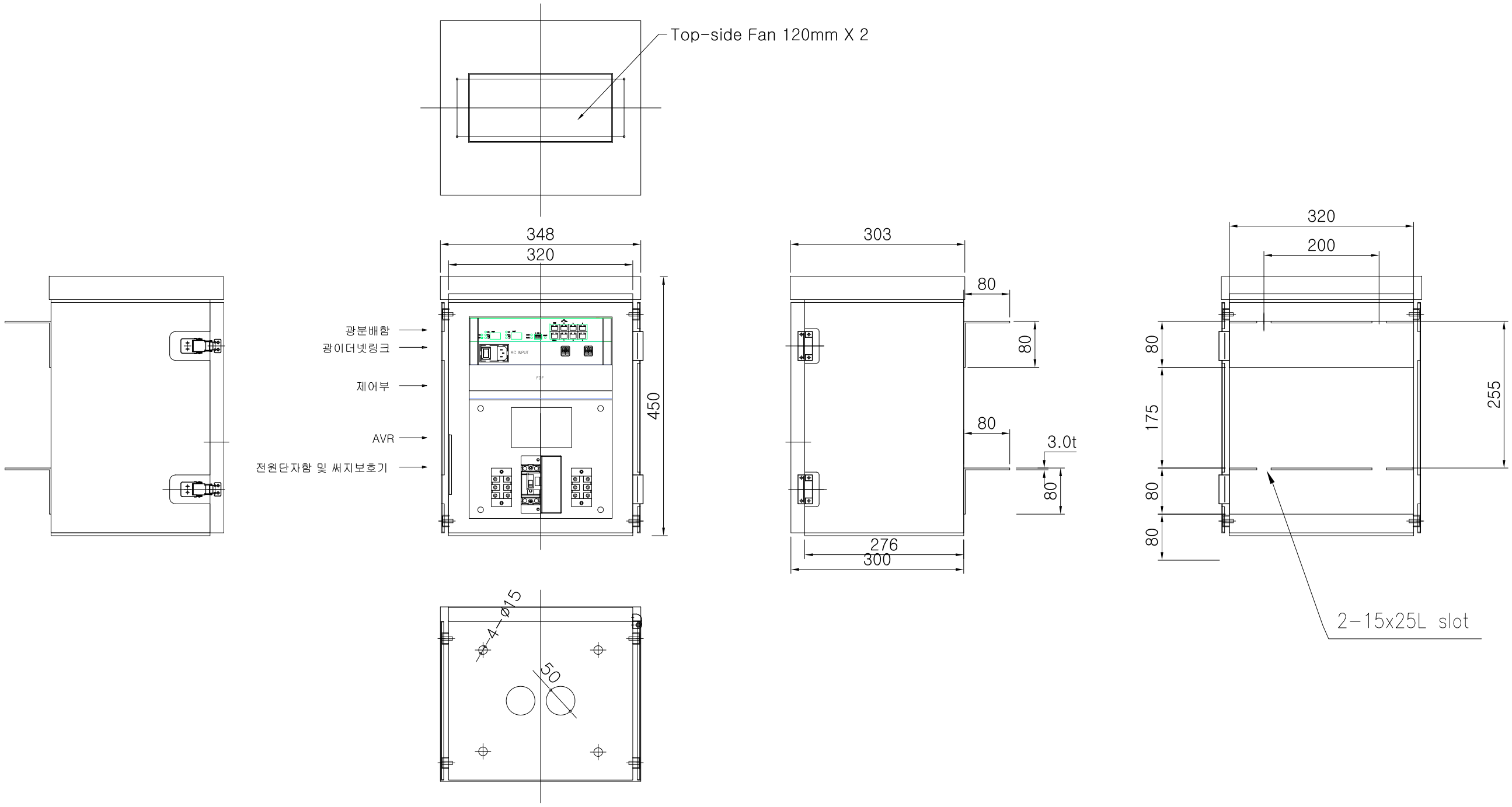

ASUNCION CITYHALL, REPUBLIC OF PARAGUAY KOICA	Project Name	The Establishment of Advanced Traffic Management System(ATMS) in Asuncion, Paraguay						Scale	NONE	Drawings Name	RVDS Cabinet Detail
	Design Construction Company	TRACOM						CAD Name	PA-CV-037		
			Revisions	Day	Reason	Drawed by	Checked by	Approved by	Sector	Engineering Works	Drawings Number	037