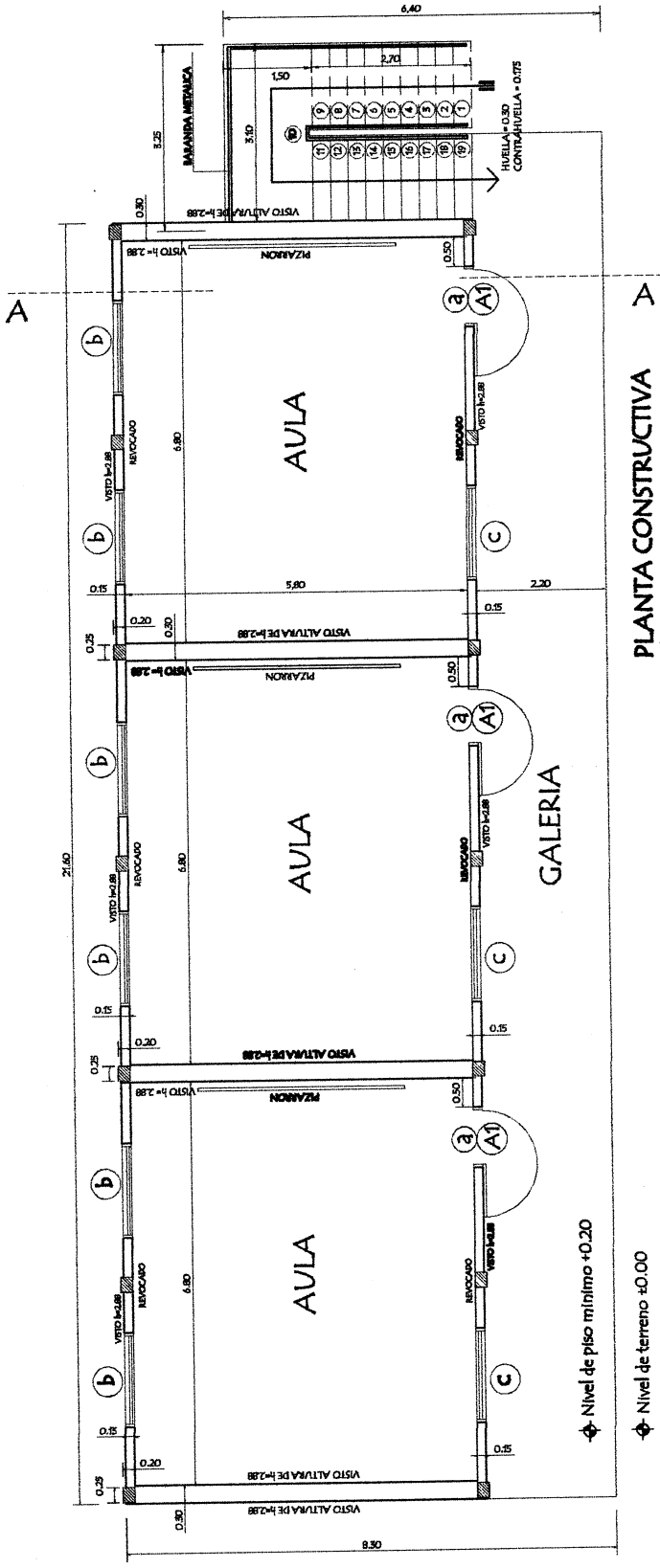

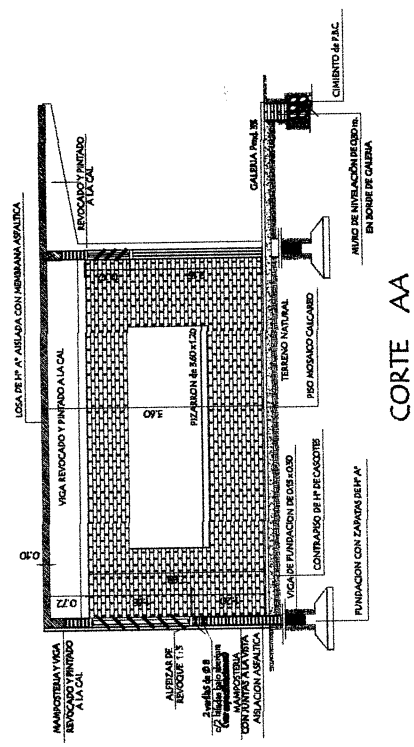

MINISTERIO DE EDUCACION Y CULTURA DIRECCIÓN DE INFRAESTRUCTURA	1
3 Aulas de 5.80x6.80	

Fdo. Ocampo
Arquitecto
Reg. M.O.P.C. Nº 2660

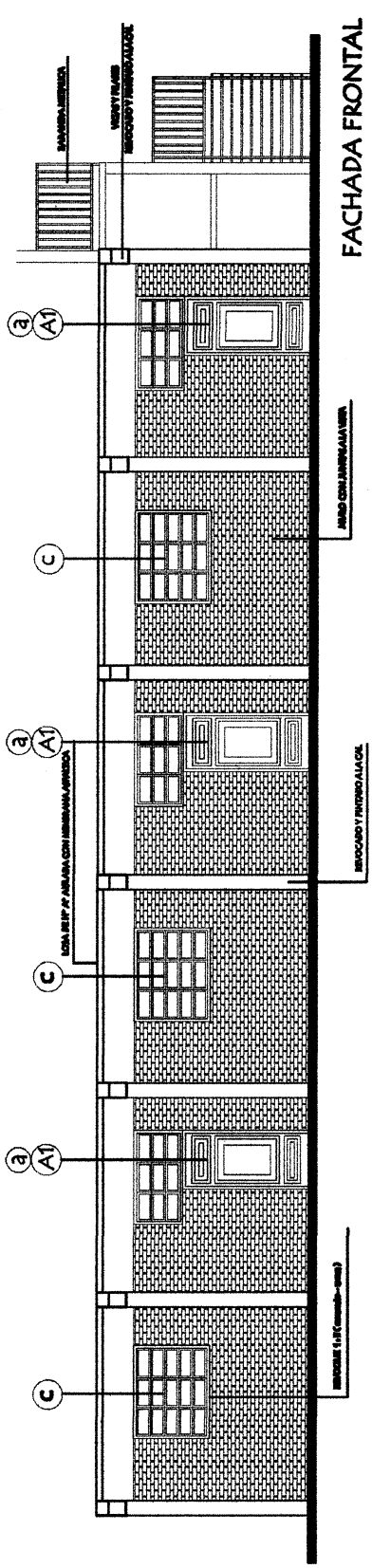

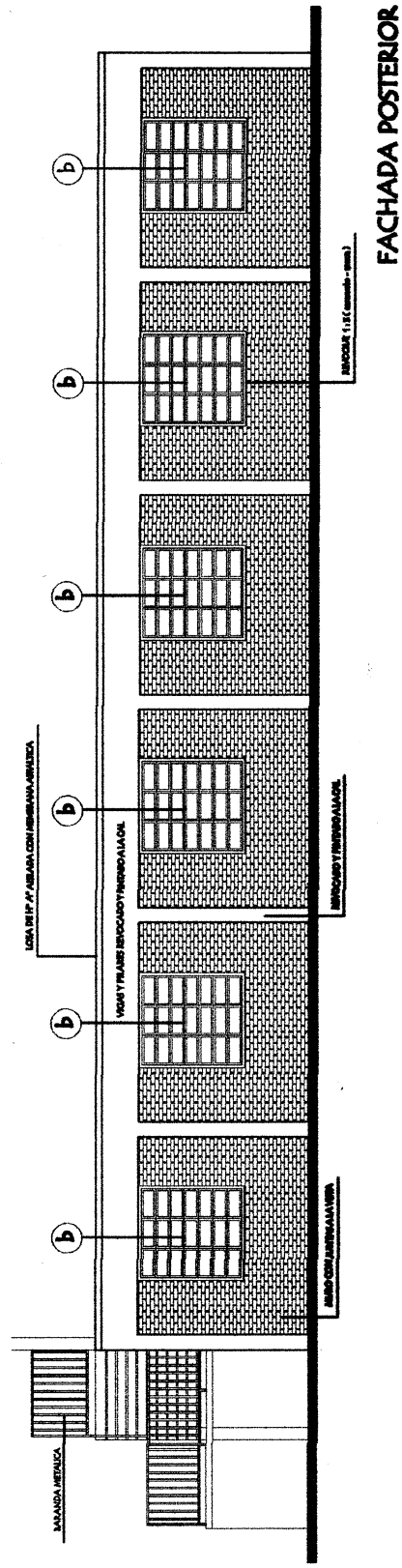

MINISTERIO DE EDUCACION Y CULTURA

DIRECCIÓN DE INFRAESTRUCTURA

3 Aulas de 5.80x6.80

Esc. 1/100

2

Fátima M. Pereira Ocampo
Arquitecta
Reg. M.O.P.C. N° 20[illegible]

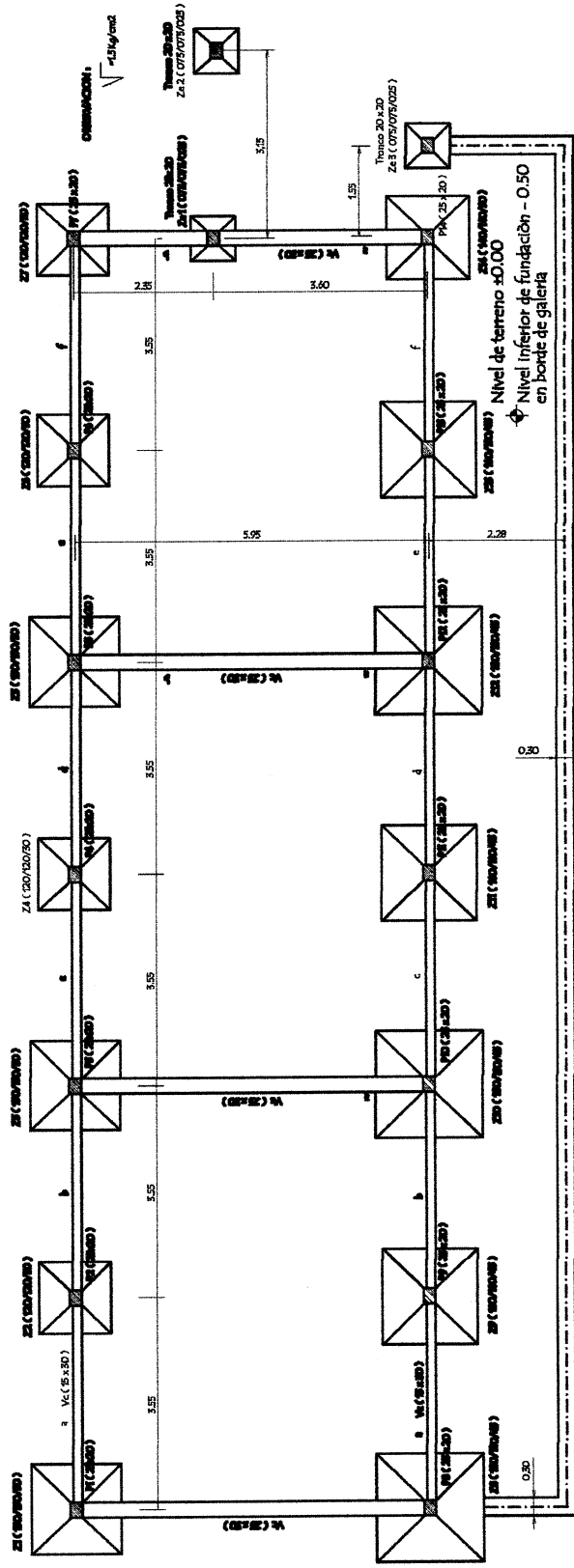

CUADRO DE ZAPATAS

ZAPATA	A=B	H	ARMADURAS
Z1	150/150/80	80	15 Ø 10 c/10 - 155
Z2	120/120/60	60	11 Ø 10 c/10 - 125
Z3	150/150/80	80	15 Ø 10 c/10 - 155
Z4	120/120/60	60	11 Ø 10 c/10 - 125
Z5	150/150/80	80	15 Ø 10 c/10 - 155
Z6	120/120/60	60	11 Ø 10 c/10 - 125
Z7	120/120/60	60	11 Ø 10 c/10 - 125
Z8	180/180/45	45	14 Ø 12 c/14 - 165
Z9	160/160/45	45	16 Ø 10 c/10 - 165
Z10	180/180/45	45	14 Ø 12 c/14 - 165
Z11	160/160/45	45	16 Ø 10 c/10 - 165
Z12	180/180/45	45	14 Ø 12 c/14 - 165
Z13	160/160/45	45	16 Ø 10 c/10 - 165
Z14	140/140/70	70	14 Ø 10 c/10 - 145
Z15	140/140/70	70	14 Ø 10 c/10 - 145
Za (1+2+3)	75/75/25	25	8 Ø 10 c/10 - 80

DETALLES DE ZAPATAS

MINISTERIO DE EDUCACION Y CULTURA

DIRECCIÓN DE INFRAESTRUCTURA

3

3 Aulas de 5.80x6.80

Esc. 1/100

José Luis Pereira Ocampo
Arquitecto
Reg. M.O.P.C. Nº 2660

MINISTERIO DE EDUCACION Y CULTURA

DIRECCIÓN DE INFRAESTRUCTURA

3 Aulas de 5.80x6.80

Esc. 1/100

4

Reg. M.O.P.C.N° 2660

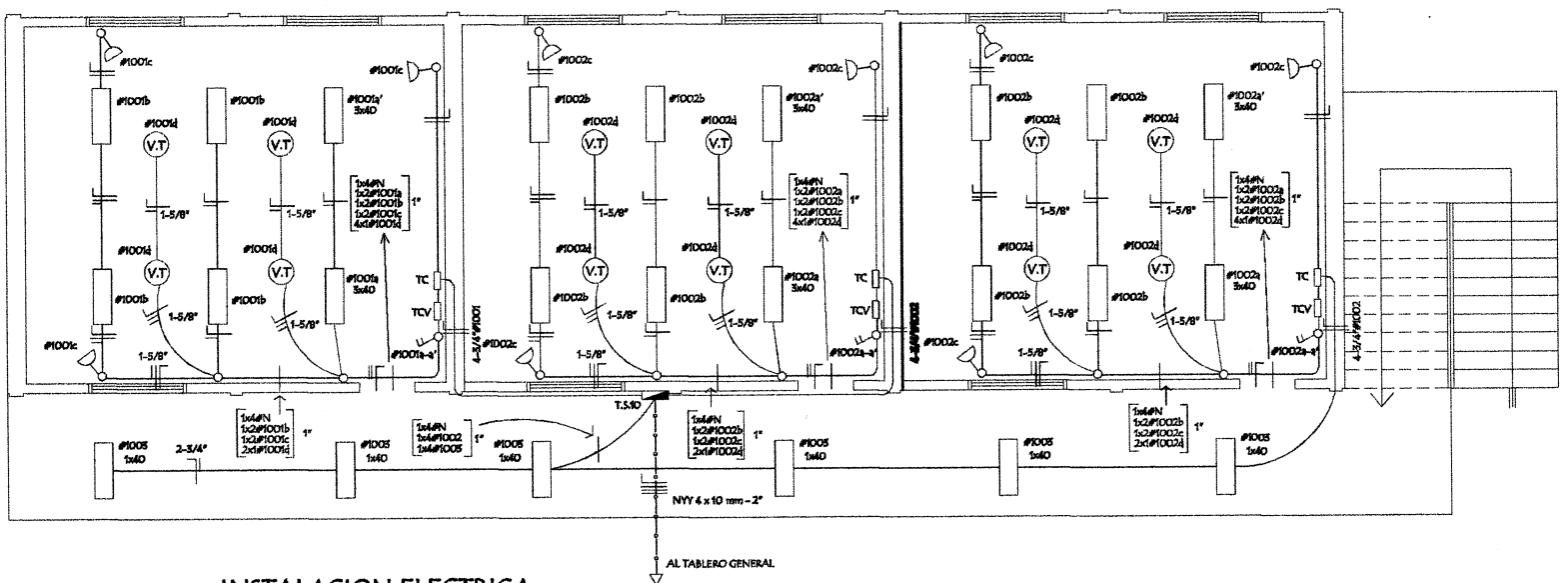

INSTALACION ELECTRICA
UBICACION DE ARTEFACTOS Y ELECTRODUCTOS

Observaciones :

Los artefactos no acotados son de 2 x 40 W.
Los condutores no acotados son de 2 mm2.
Los fluorescentes deben tener capacitores.
Los TC son tableros de comando de luces y tomas.
Los TCV son tableros de comando de ventiladores.

INSTALACION ELECTRICA
ESQUEMA DE TABLERO Y DETALLE DE CARGA

DETALLE DE CARGA DEL TS 10

Circuito	Fluorescentes			Tomas	V.T.	Fases			
	3x40	2x40	1x40	Watts	Watts	R	S	T	
#1001	2x150	4x100		3x100	4x100	1.400			
#1002	2x150	4x100		3x100	4x100		1.400		
#1003	2x150	4x100		3x100	4x100			1.400	
#1004			6x100					600	
Total						1.400	1.400	2.000	4.800 w

ESQUEMA DEL TS 10
AL TABLERO GENERAL

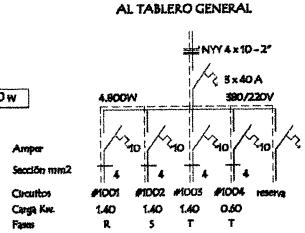

ESQUEMA DEL TC
AL TS 10

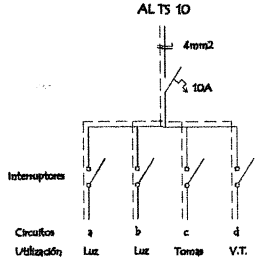

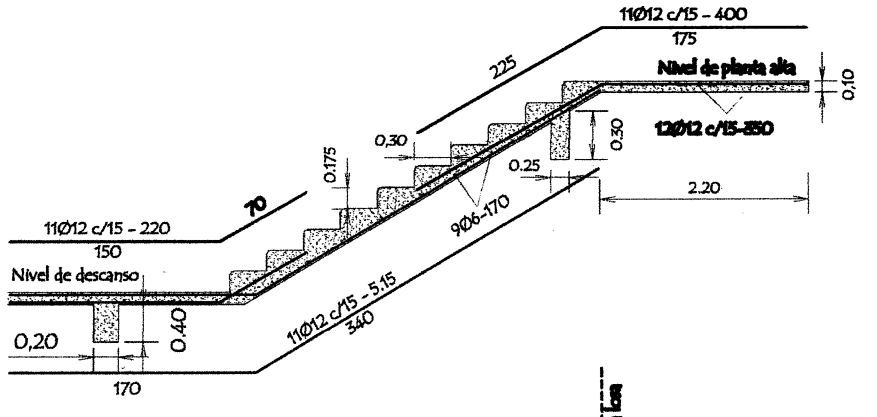

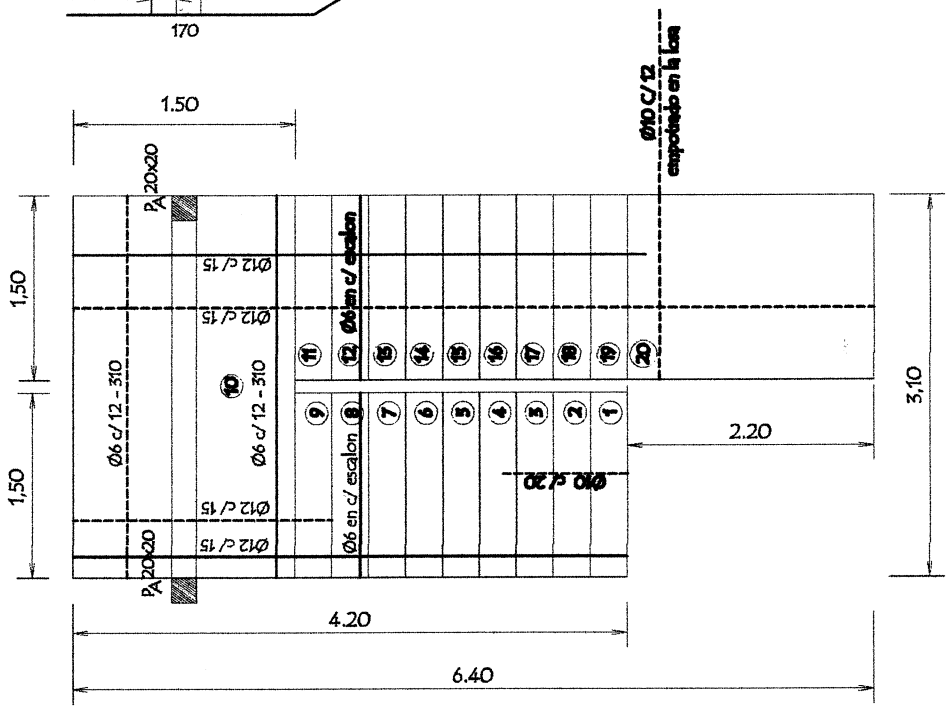

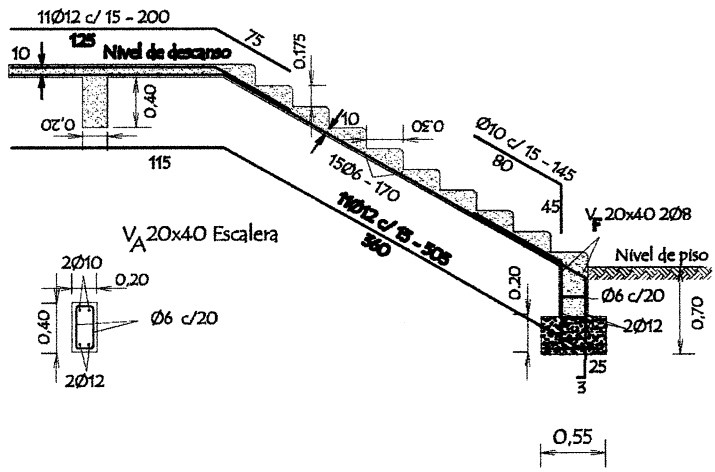

DETALLE DE ESCALERA

MINISTERIO DE EDUCACION Y CULTURA
DIRECCIÓN DE INFRAESTRUCTURA

3 Aulas de 5.80x6.80

5

Esc. 1/50

Tatiana M. Pereira Ocampo
Arquitecta
Reg. M.O.P.C. Nº 2660

DETALLE DE ZAPATA - 120 /120/30 (Z2 - Z4 - Z6 - Z7)

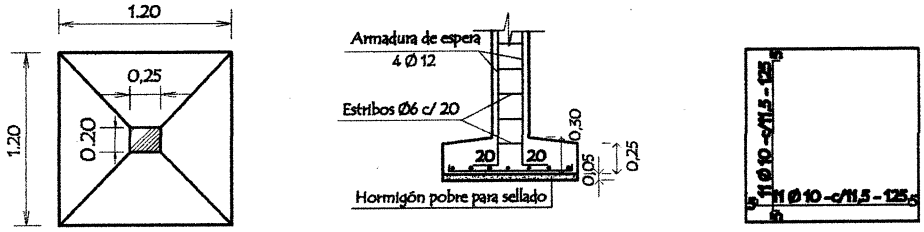

DETALLE DE ZAPATA - 140 /140/30 (Z14)

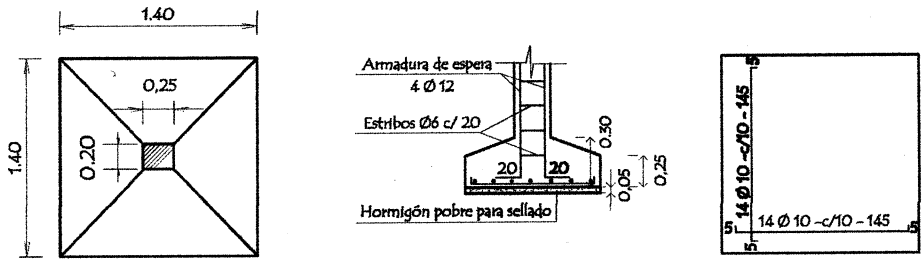

DETALLE DE ZAPATA - 150 /150/30 (Z1 - Z3 - Z5)

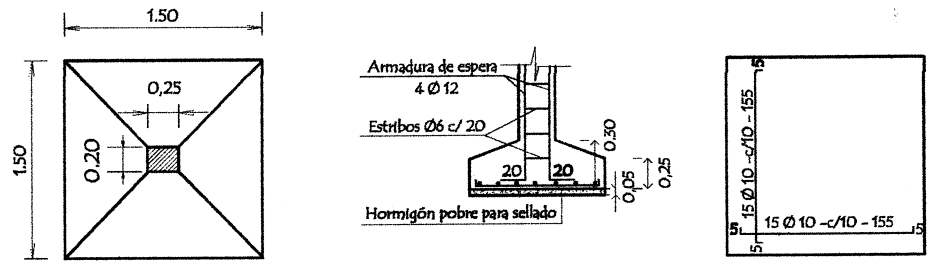

DETALLE DE ZAPATA - 160 /160/45 (Z9 - Z11 - Z13)

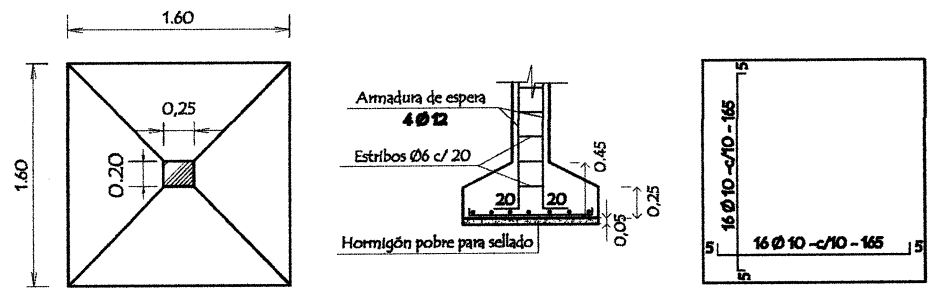

DETALLE DE ZAPATA - 180 /180/45 (Z8 - Z10 - Z12)

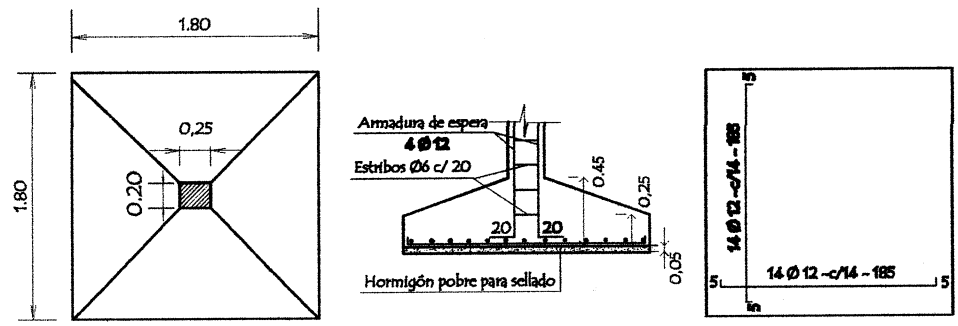

MINISTERIO DE EDUCACION Y CULTURA
DIRECCIÓN DE INFRAESTRUCTURA

6

3 Aulas de 5.80x6.80

Esc. 1/50

Arquitecta
Reg. M.O.P.C. Nº 2660

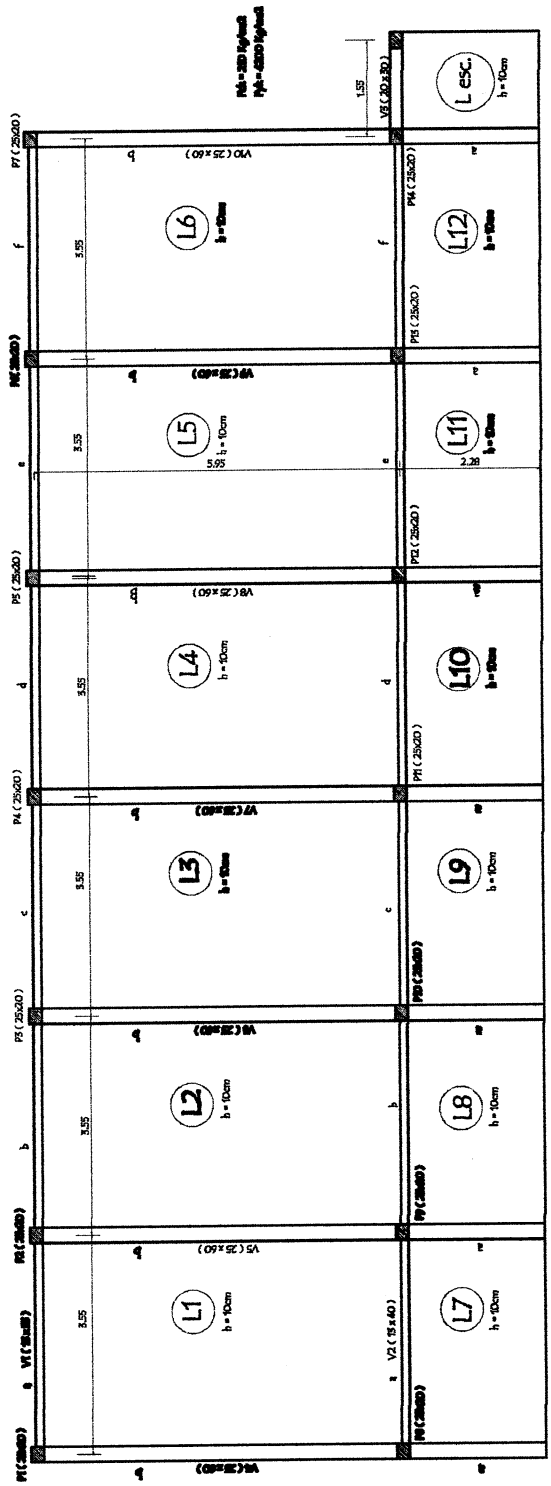

PLANTA DE ENCOFRADO

MINISTERIO DE EDUCACION Y CULTURA DIRECCIÓN DE INFRAESTRUCTURA	7
3 Aulas de 5.80x6.80	Esc. 1/100 Nº 2660

PLANTA DE ARMADURAS POSITIVAS Y NEGATIVAS

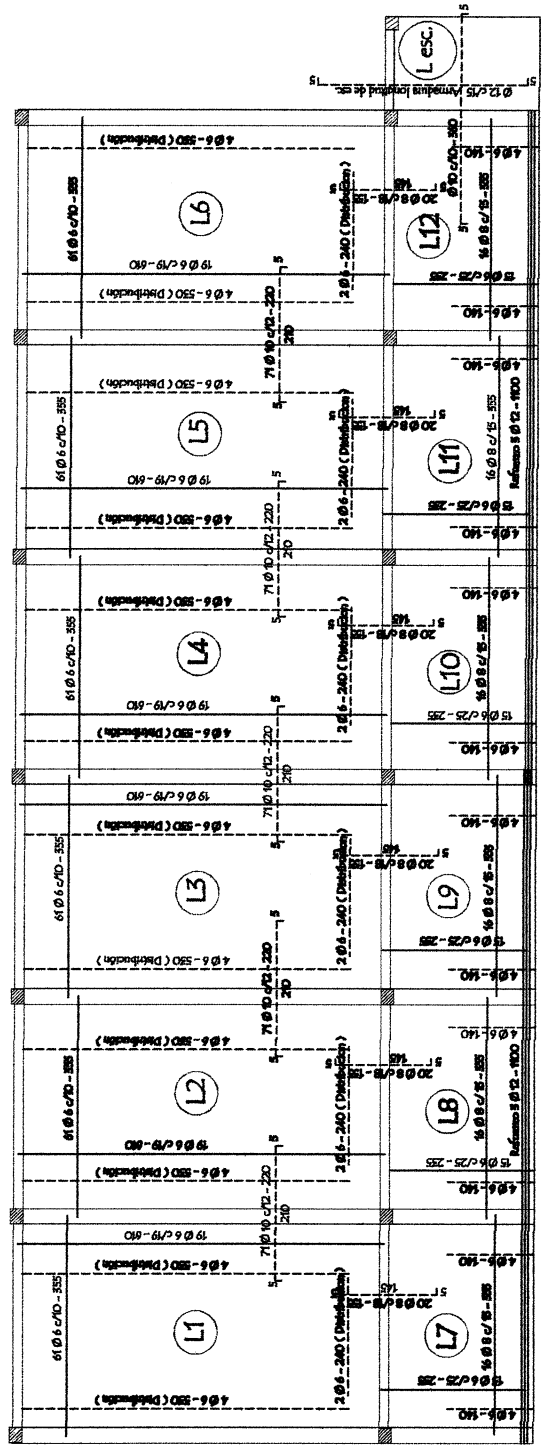

MINISTERIO DE EDUCACION Y CULTURA

DIRECCIÓN DE INFRAESTRUCTURA

3 Aulas de 5.80x6.80

8

Esc. 1/100

Julian M. Pereira Ocampo
Arquitecto
Reg. M.O.P.C. Nº 2660

DETALLE DE VIGA DE CADENA

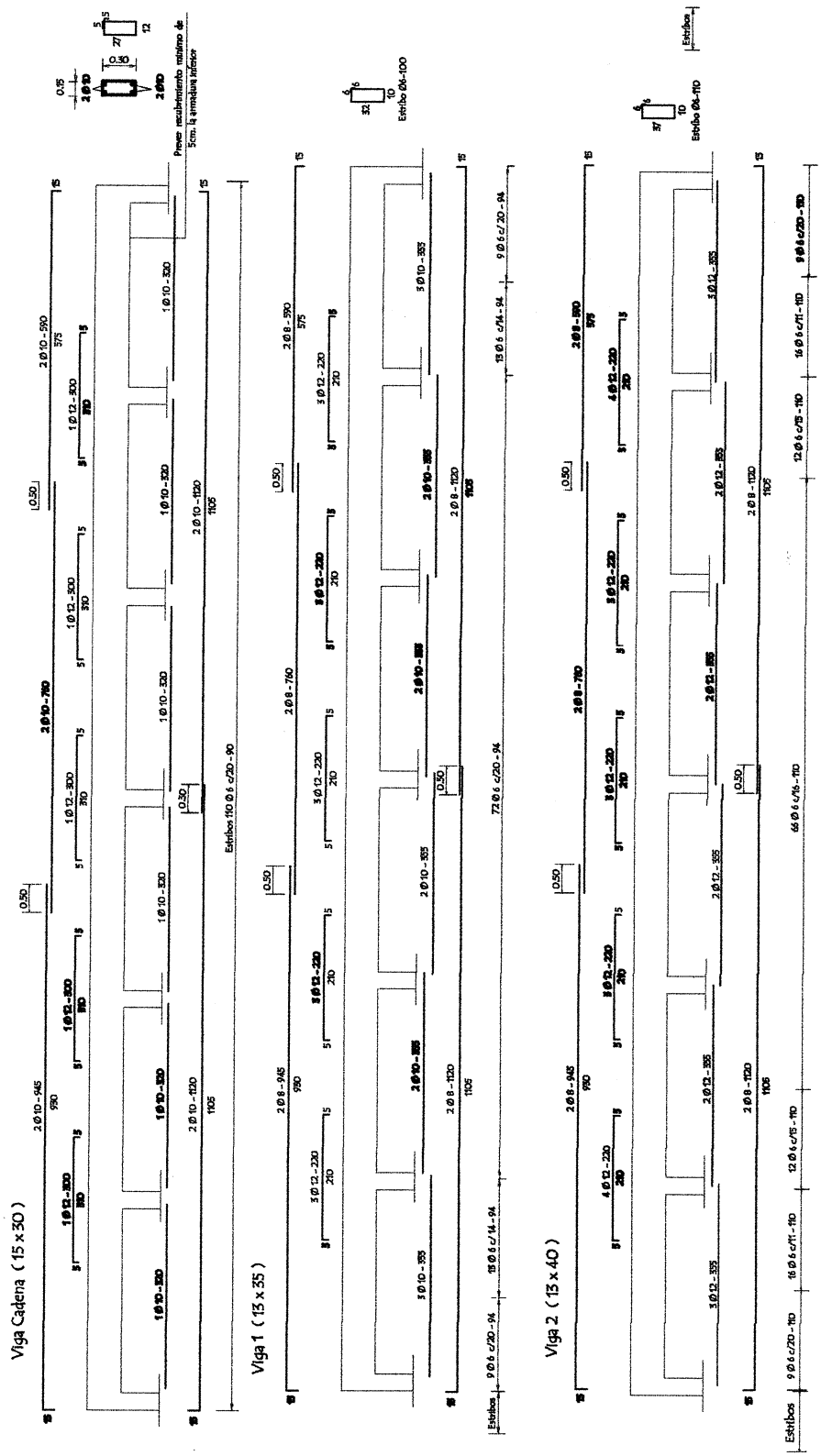

MINISTERIO DE EDUCACION Y CULTURA DIRECCIÓN DE INFRAESTRUCTURA	9
3 Aulas de 5.80x6.80	

Esc. 1/100

Fátima M. Pereira Ocampo
Arquitecta
Reg. M.O.P.C. Nº 2660

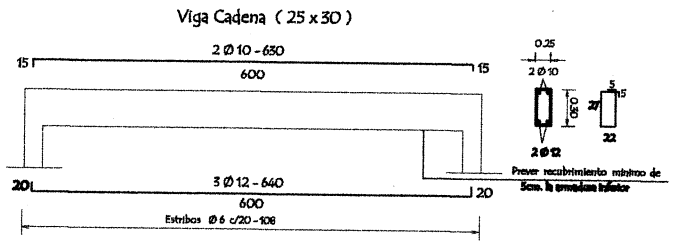

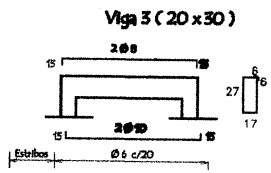

DETALLE DE VIGAS

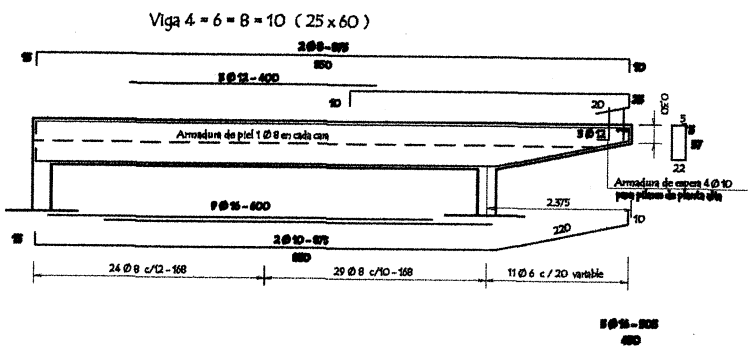

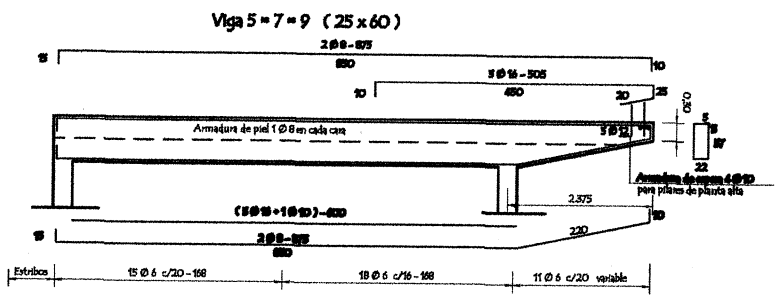

MINISTERIO DE EDUCACION Y CULTURA

DIRECCIÓN DE INFRAESTRUCTURA

3 Aulas de 5.80x6.80

Esc. 1/100

10

Reg. M.O.P.C. Nº 2660