MUNICIPALIDAD
DE
CARLOS ANTONIO LOPÉZ

# Escuela Básica Nº 2516
# SAN LORENZO

COCINA-COMEDOR DE 8.60 X 10.90 CON TECHO DE TEJAS

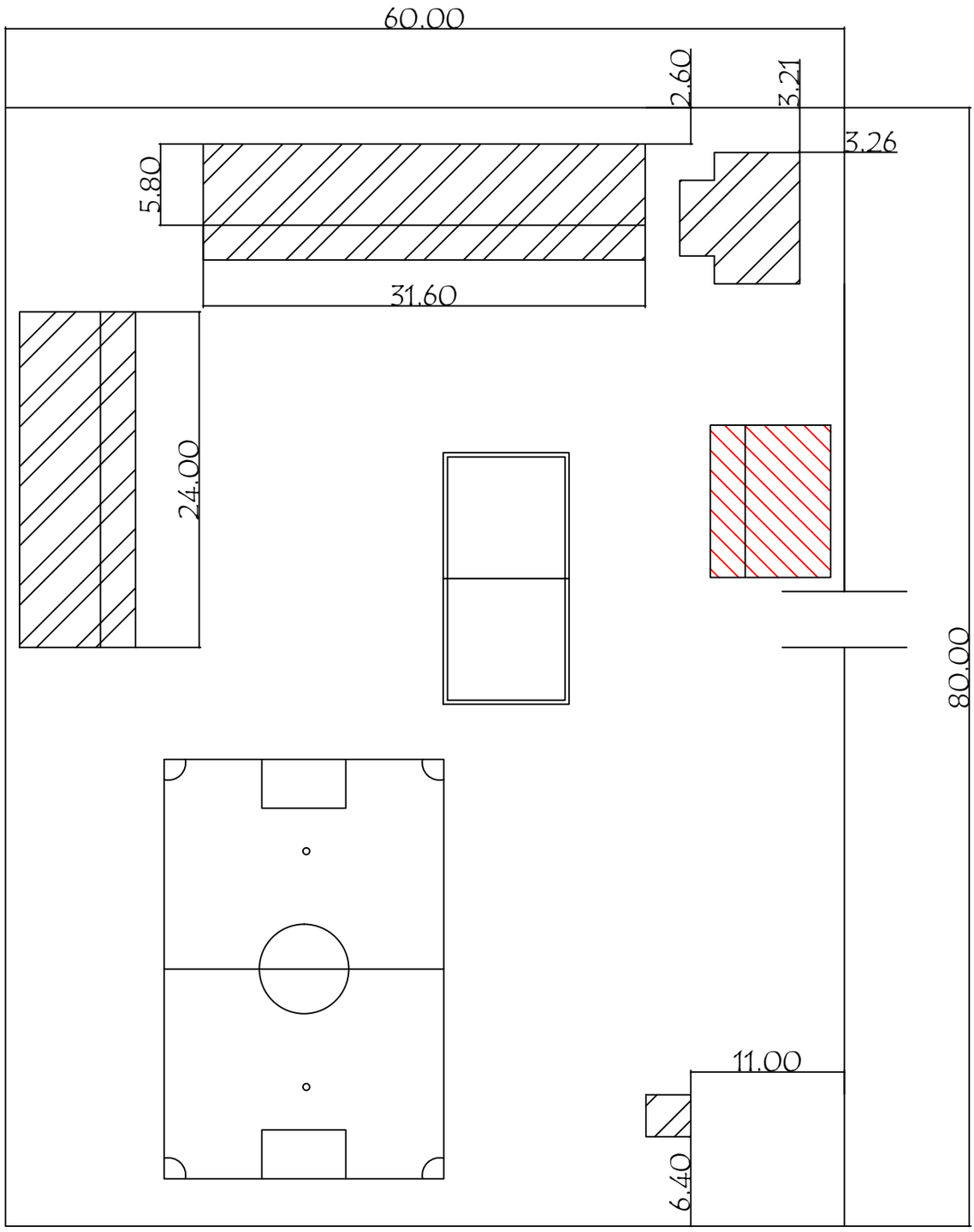


BLOQUE A CONSTRUIR

BLOQUE EXISTENTE

MUNICIPALIDAD DE CARLOS ANTONIO LÓPEZ

ESCUELA BÁSICA N° 2516 SAN LORENZO

# PLANTA DE UBICACIÓN

escala 1 /500

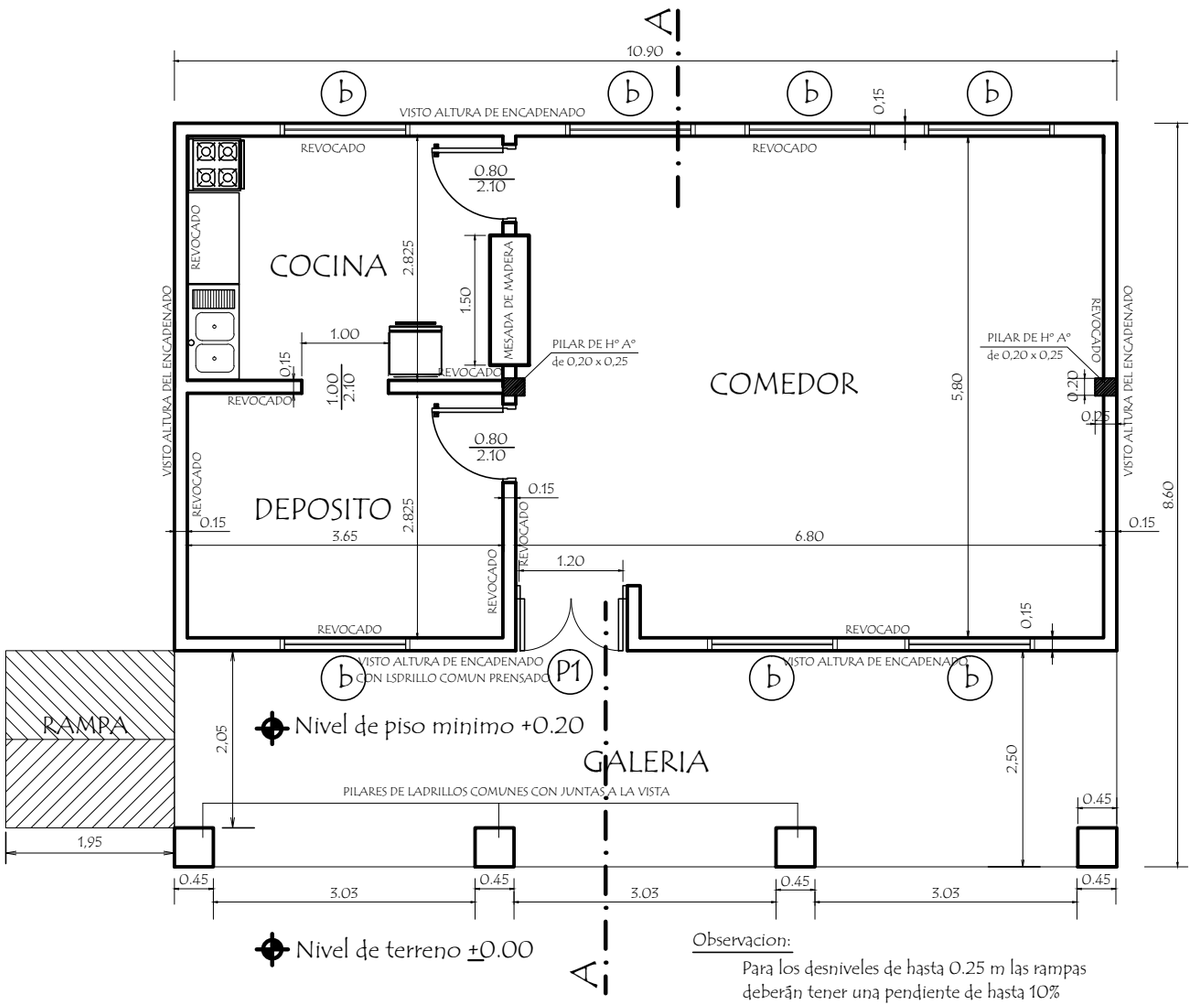


PLANTA CONSTRUCTIVA

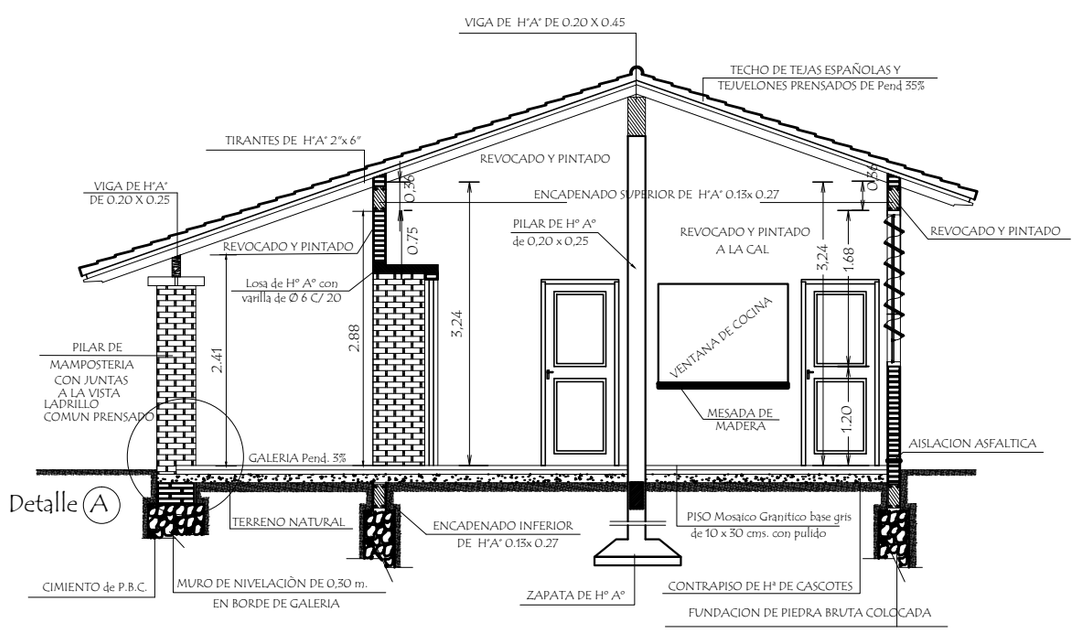


CORTE A A

# MUNICIPALIDAD DE CARLOS ANTONIO LÓPEZ

**ESCUELA BÁSICA N° 2516 SAN LORENZO**

| | | |
|---|---|---|
| **PROYECTO** | Cocina - Comedor de 8,60 x 10,90 con techo de tejas | |
| Planta Constructiva y Corte AA | escala 1 / 75 | 01 |

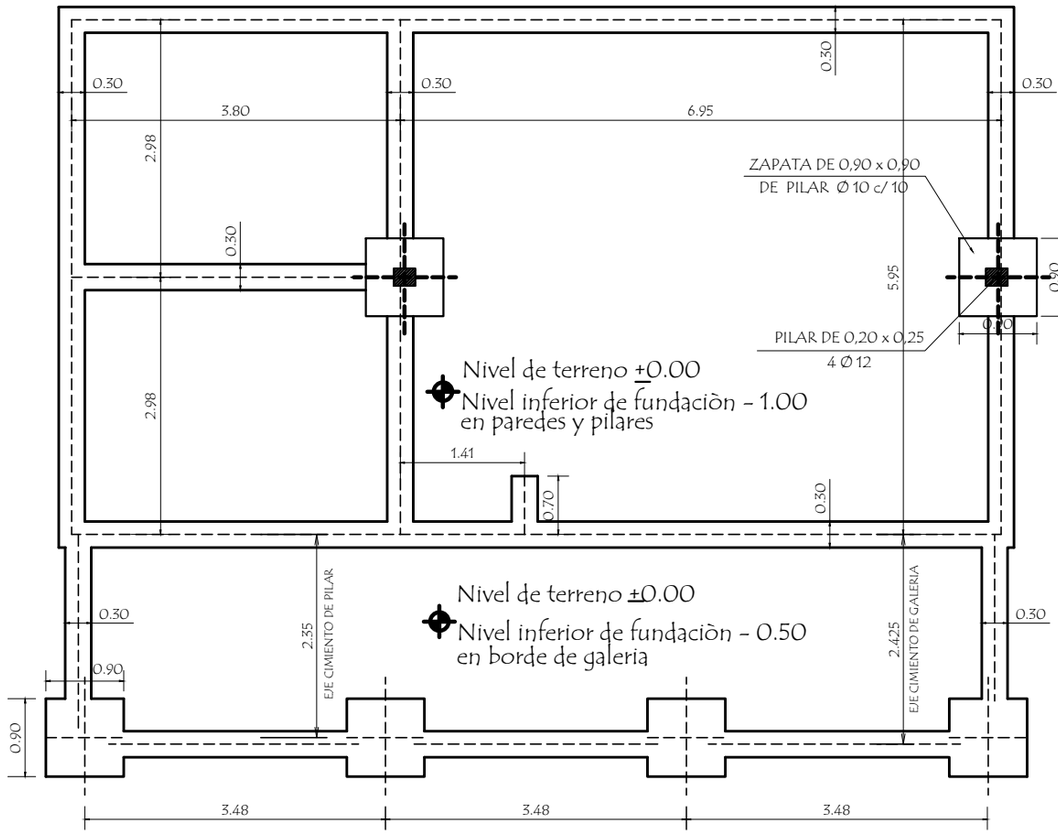


PLANTA DE CIMENTACION

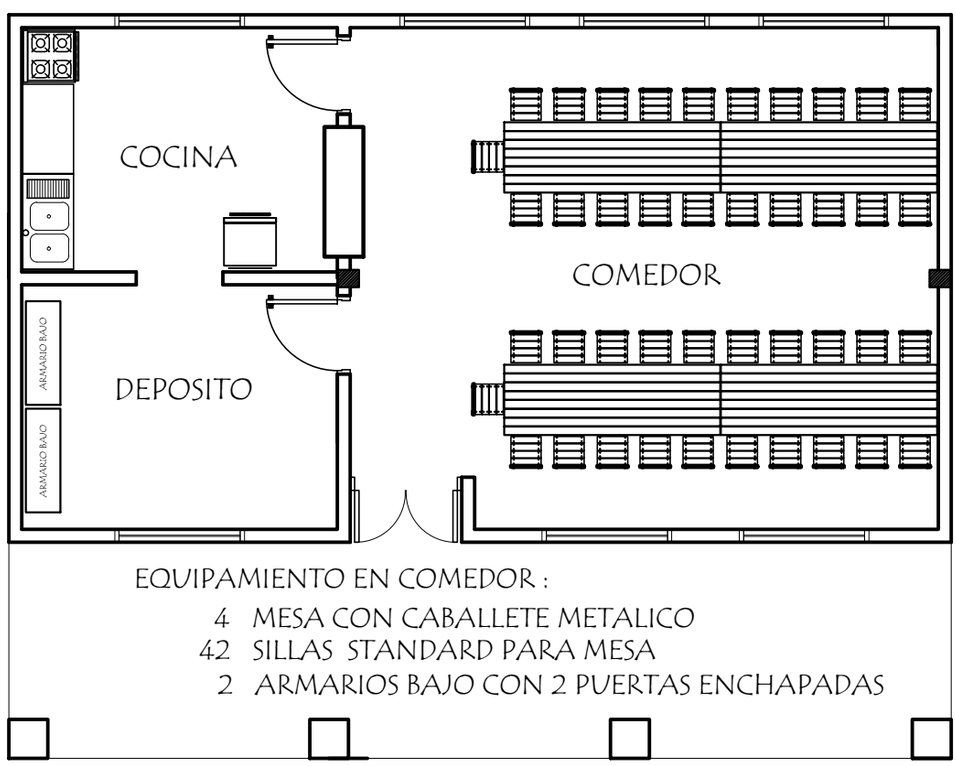


EQUIPAMIENTO EN COMEDOR :

4 MESA CON CABALLETE METALICO
42 SILLAS STANDARD PARA MESA
2 ARMARIOS BAJO CON 2 PUERTAS ENCHAPADAS

PLANTA DE EQUIPAMIENTO

# MUNICIPALIDAD DE CARLOS ANTONIO LÓPEZ

**ESCUELA BÁSICA N° 2516 SAN LORENZO**

| | |
|---|---|
| **PROYECTO** | Cocina - Comedor de 8,60 x 10,90 con techo de tejas |
| Planta de Cimentaciòn y Equipamiento escala 1 / 75 | 02 |

FACHADA FRONTAL

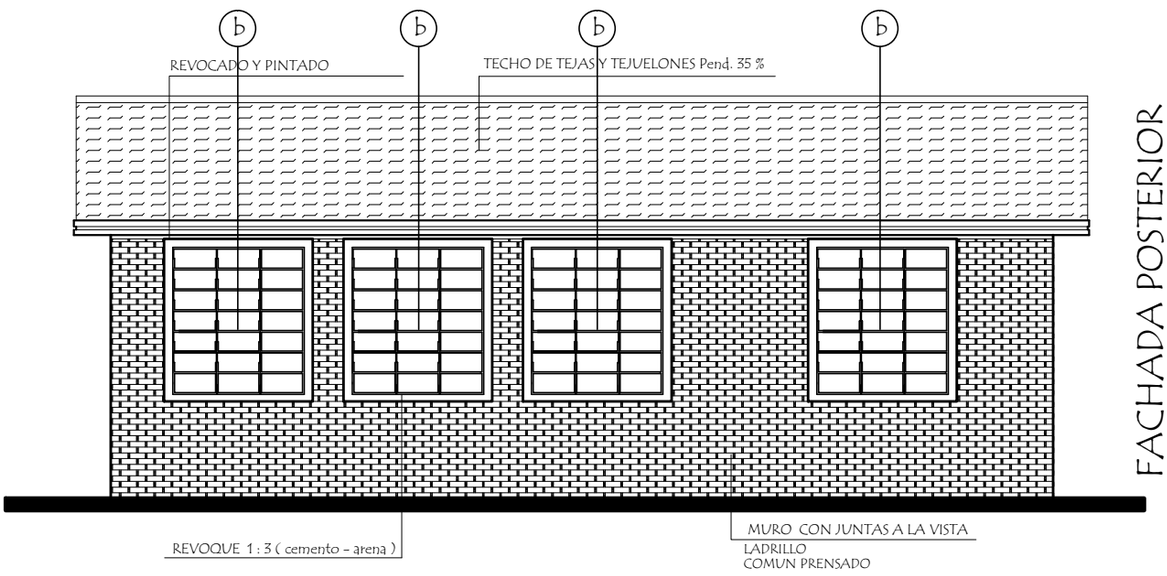


FACHADA POSTERIOR

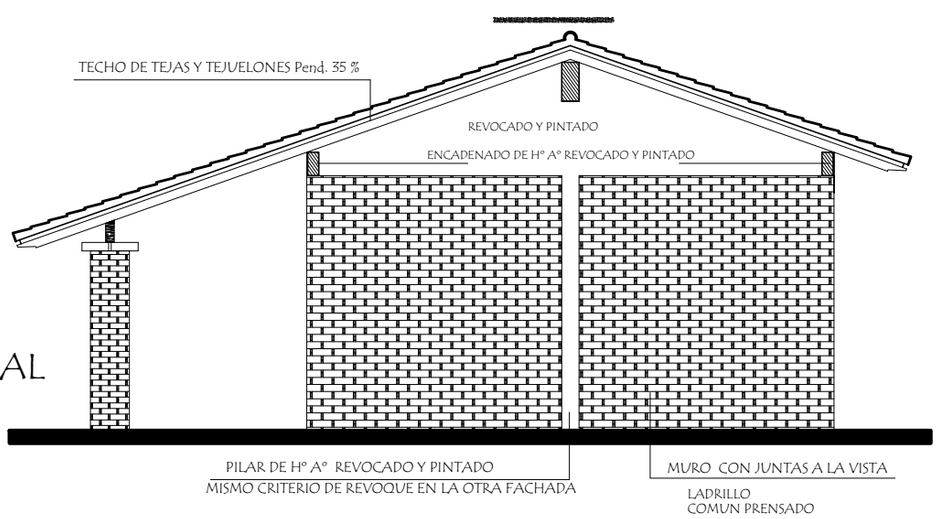


FACHADA LATERAL

# MUNICIPALIDAD DE CARLOS ANTONIO LÓPEZ

**ESCUELA BÁSICA N° 2516 SAN LORENZO**

| | | |
|---|---|---|
| **PROYECTO** | Cocina - Comedor de 8,60 x 10,90 con techo de tejas | |
| Fachadas | escala 1 / 75 | 03 |

Observación :
Los aleros extremos del bloques serán de 0.20m, y los aleros longitudinales del bloque serán de 0.70 m. contados del lado de la galería apartir de la viga de apoyo del tirante y en el opuesto apartir del muro .-

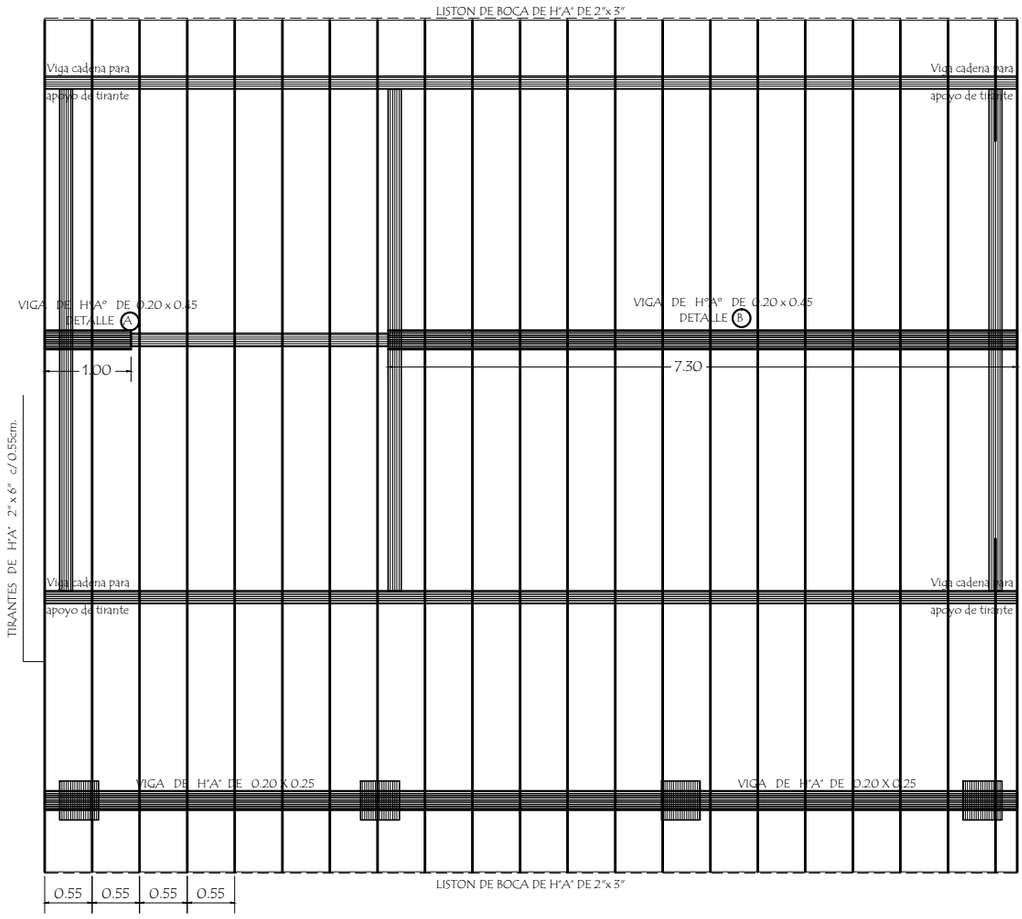


PLANTA DE TECHO

## VIGA GALERIA DE H° A° DE 0.20 x 0.25

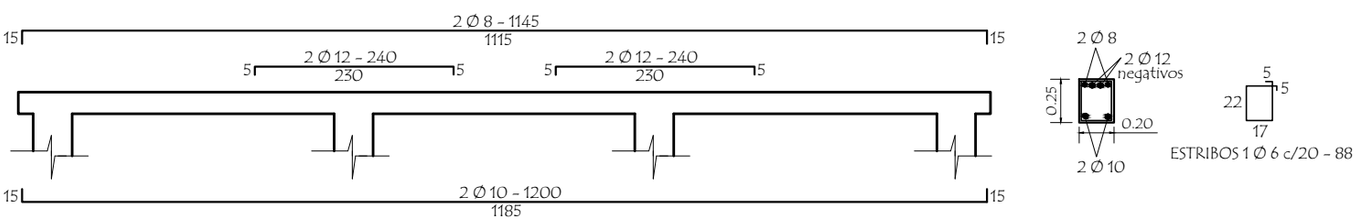


## PLANTA de DESAGUE CLOACAL

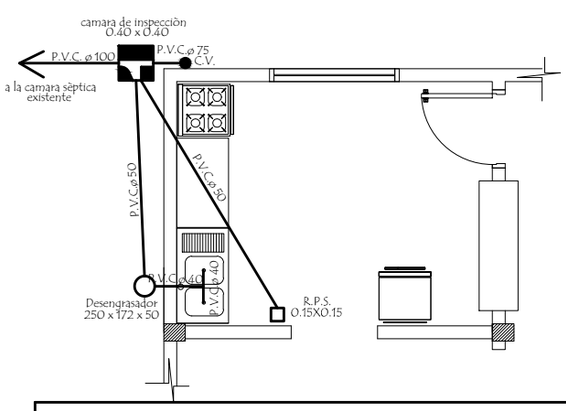


## PLANTA de AGUA CORRIENTE

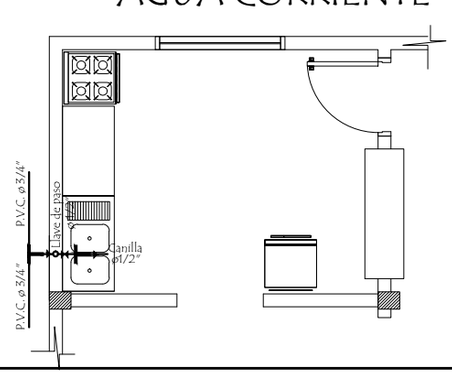


# MUNICIPALIDAD DE CARLOS ANTONIO LÓPEZ

**ESCUELA BÁSICA N° 2516 SAN LORENZO**

| | |
|---|---|
| **PROYECTO** | Cocina - Comedor de 8,60 x 10,90 con techo de tejas |
| Planta de Techo - Desagüe y Agua Corriente - Detalle de viga<br>escala 1 / 75 | 04 |

# INSTALACION ELECTRICA
# UBICACION DE ARTEFACTOS Y ELECTRODUCTOS

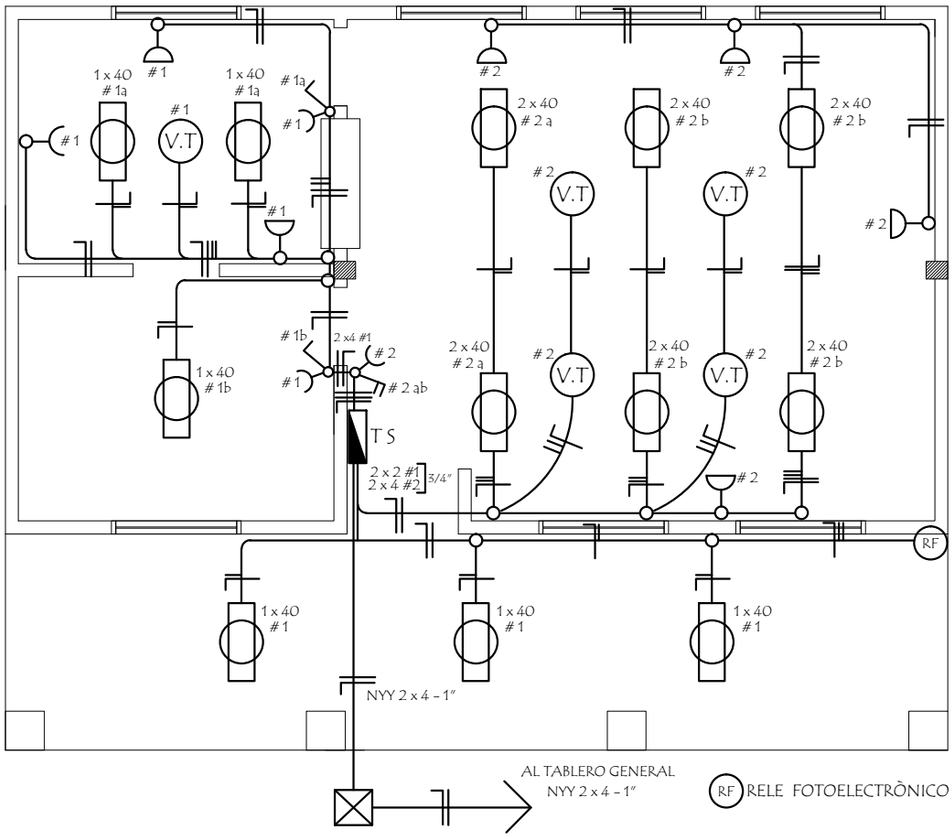


## DETALLE DE CARGA TS

| Circuitos | Fluorescentes | | Tomas Watts | Heladera Watts | V.T. Watts | Fase | Total General |
|---|---|---|---|---|---|---|---|
| | 2 x 40 | 1 x 40 | | | | R | |
| #1 | | 6 x 100 | 5 x 100 | 300 | 1 x 100 | 1.500 | 1.500 |
| #2 | 6 x 100 | | 5 x 100 | | 4 x 100 | 1.500 | 1.500 |
| Total | | | | | | | 3.000W |

## ESQUEMA DEL TS

AL TABLERO GENERAL

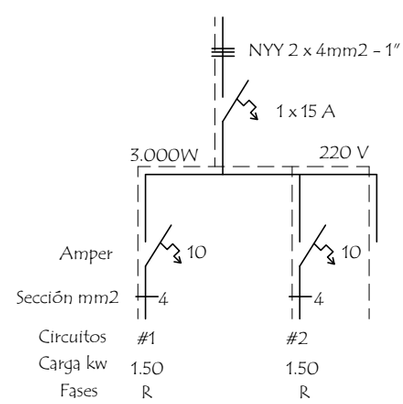


# MUNICIPALIDAD DE CARLOS ANTONIO LÓPEZ

**ESCUELA BÁSICA N° 2516 SAN LORENZO**

| | | |
|---|---|---|
| **PROYECTO** | Cocina - Comedor de 8,60 x 10,90 con techo de tejas | |
| Instalaciòn Elèctrica | escala 1 / 75 | 05 |

# Detalle de Ventana Balancin

## ventana balancin tipo (b)

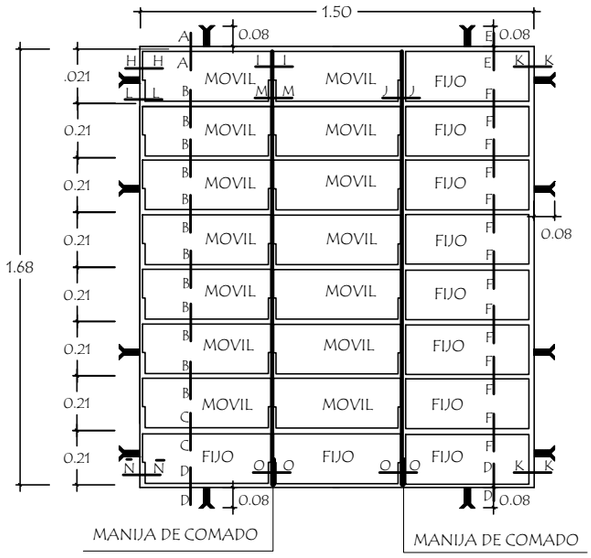


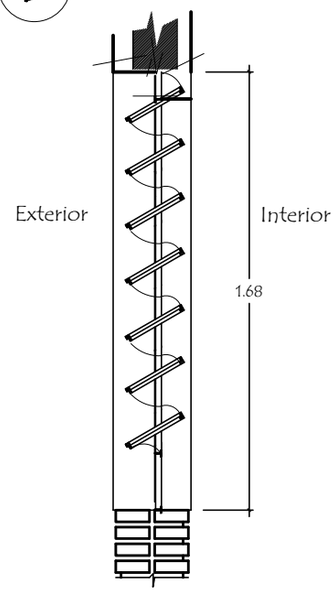


OBSERVACION :

NO DEBE TENER TERMINACIONES EN PUNTAS O CORTANTES

# Detalle de corte de Cimentaciòn

## Para pilares de galeria

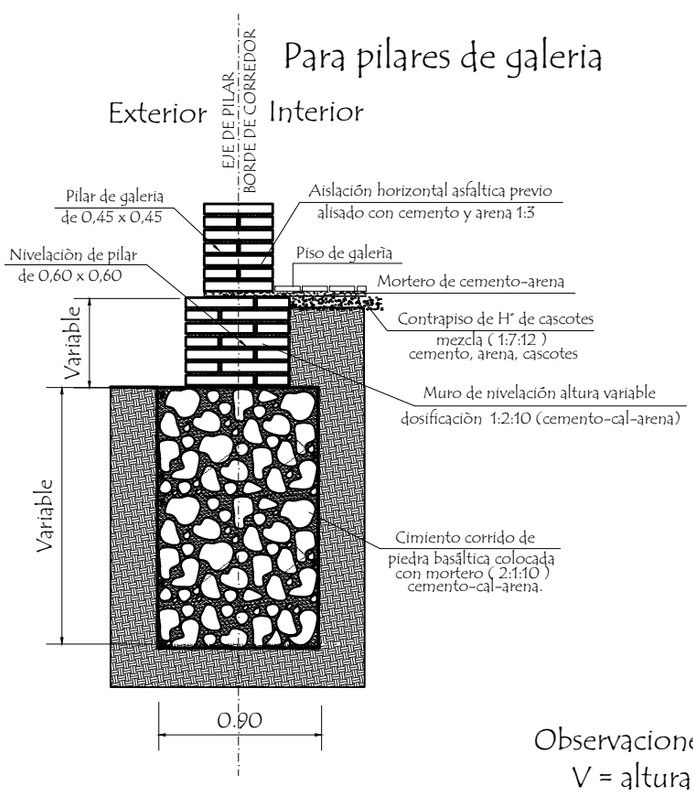


## Para paredes de 0,15

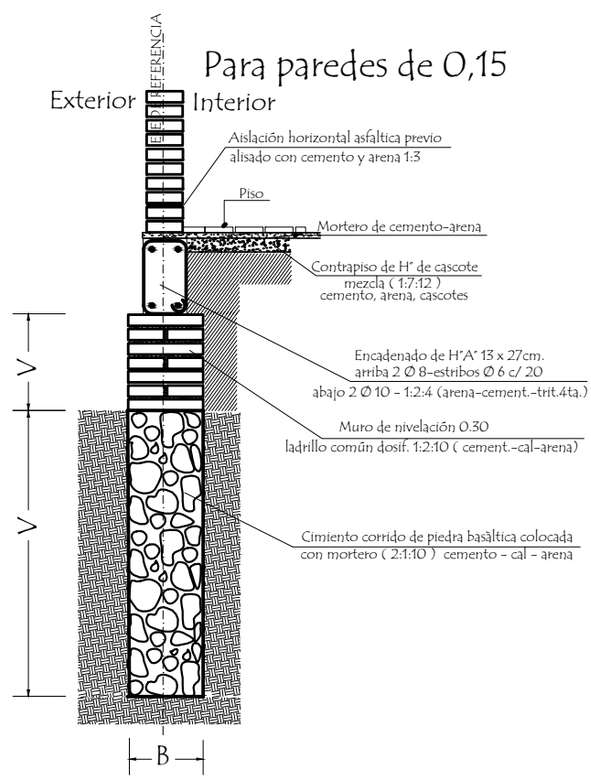


Observaciones :

V = altura de nivelaciòn y cimiento variable

B = ancho de cimiento variable

| | | |
|---|---|---|
| **MUNICIPALIDAD DE CARLOS ANTONIO LÓPEZ**<br>**ESCUELA BÁSICA N° 2516 SAN LORENZO** | | |
| **PROYECTO** | Cocina - Comedor de 8,60 x 10,90 con techo de tejas | |
| Detalle de balancin y cimiento | sin escala | 06 |

# Puerta Metàlica con 2 hojas - P 1

## Corte Horizontal

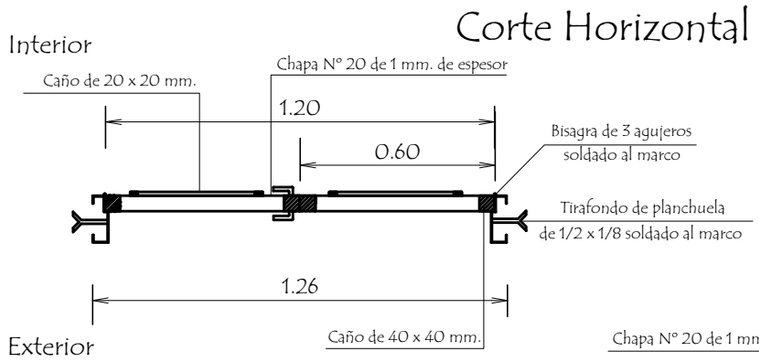


## Detalle de Marco

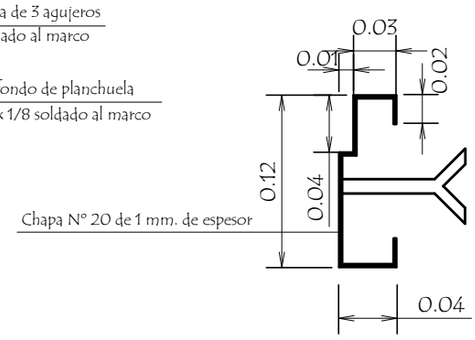


## Hoja metàlica de 1,20 x 2,10

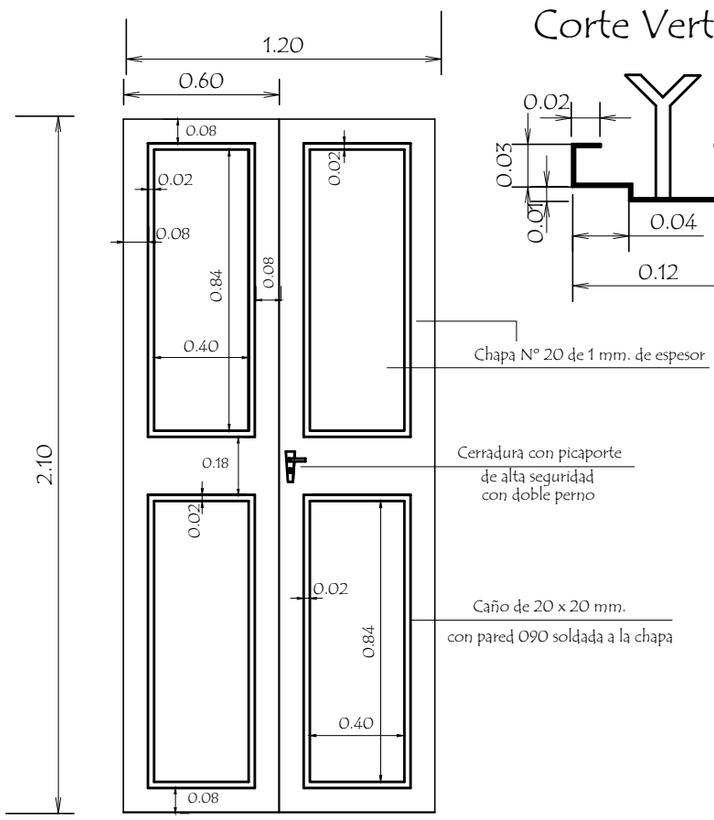


## Vista Frontal

## Corte Vertical

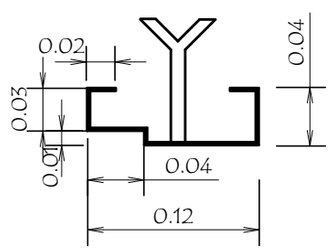


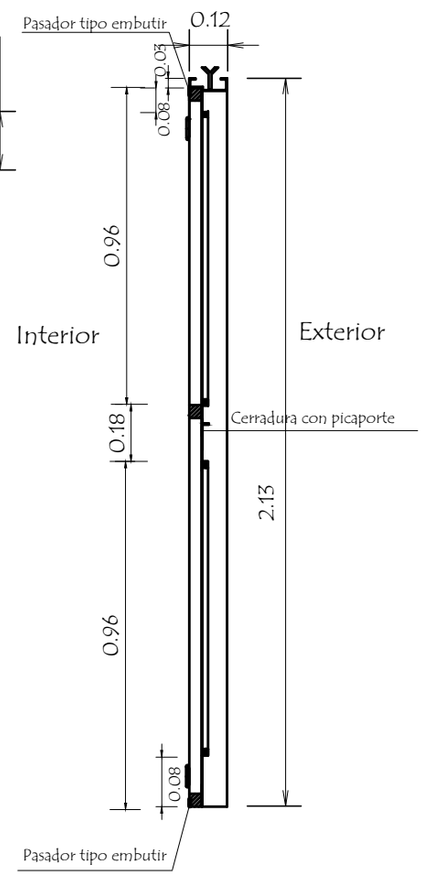


OBSERVACION :

En todos los lugares donde se utilizaron soldadura y no tuvieron un relleno completo, compactos y prolijos debiendo resultar suabe al tacto, deberàn de utilizar masilla para chapa para posteriormente realizar una lijada completa y pintar 2 manos con pintura anticorrosiva antes de su colocaciòn y otras 2 con pintura sintètica opaca como terminaciòn .-

| | | |
|---|---|---|
| MUNICIPALIDAD DE CARLOS ANTONIO LÓPEZ<br>ESCUELA BÁSICA N° 2516 SAN LORENZO | | |
| PROYECTO | Cocina - Comedor de 8,60 x 10,90 con techo de tejas | |
| Detalle de Puerta Metàlica | sin escala | 07 |

# Detalle de Encadenados de H° A°

DETALLE DE ENCADENADO INFERIOR Y SUPERIOR
DE 0.13 x 0.27 PARA MURO DE 0.15

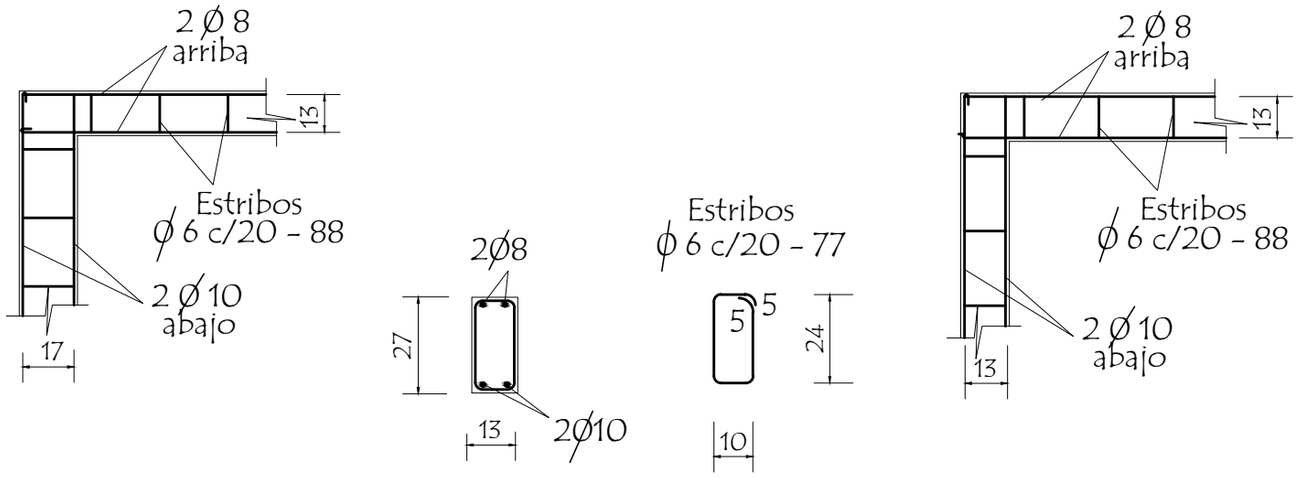


Observación:
Los encadenados superior y inferior serán ubicados
respecto al eje de la mamposteria de nivelaciòn y elevaciòn

# Detalle de Pilar

## Detalle (A)

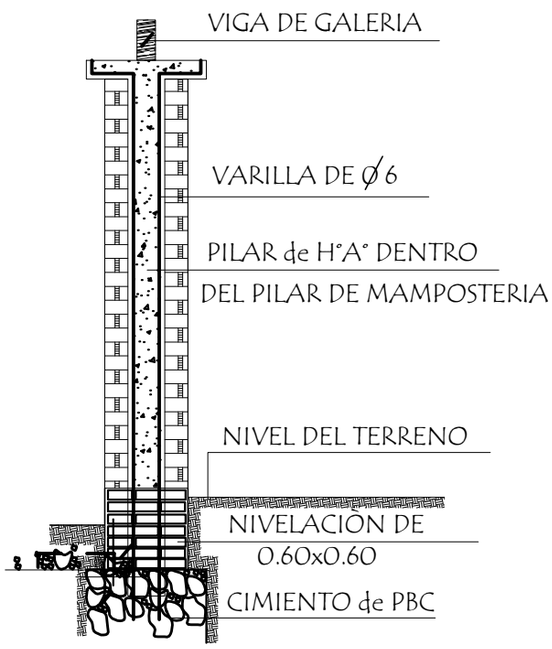


## Detalle de Capitel

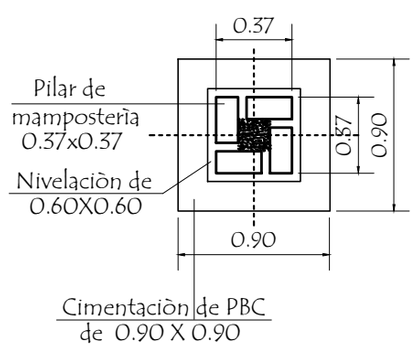


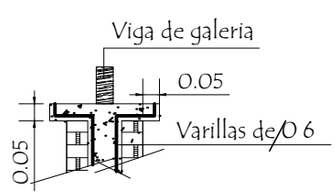


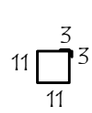


Est. 1 Ø 6 - c/ 40cm de 30cm.
Total 8 unidades

| | | |
|---|---|---|
| MUNICIPALIDAD DE CARLOS ANTONIO LÓPEZ<br>ESCUELA BÁSICA N° 2516 SAN LORENZO | | |
| PROYECTO | Cocina - Comedor de 8,60 x 10,90 con techo de tejas | |
| Detalle de Encadenado y Pilar | sin escala | 08 |

# VIGA CUMBRERA DE H° A° 0.20 x 0.45

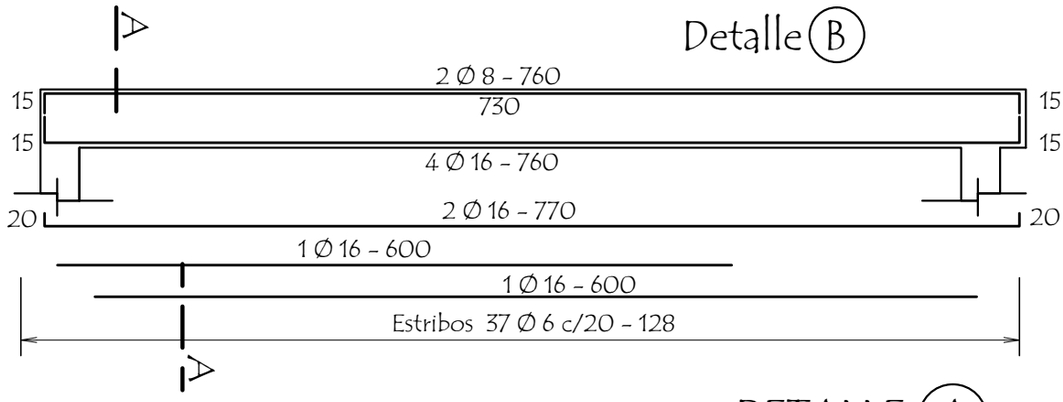


## DETALLE A

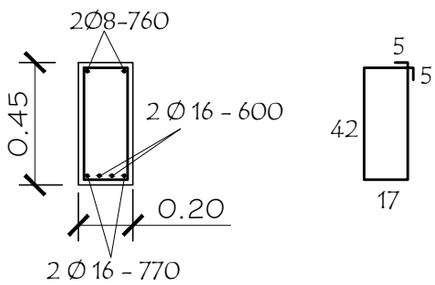


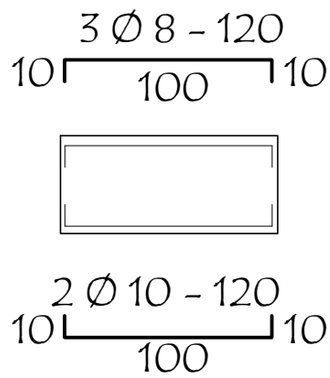


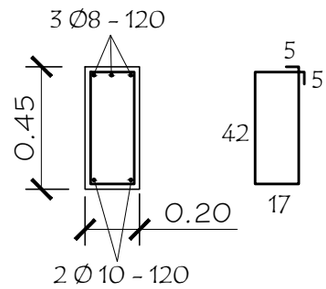


## Dado de H° A° 0.13 x 0.50
## Utilizar bajo la Viga A

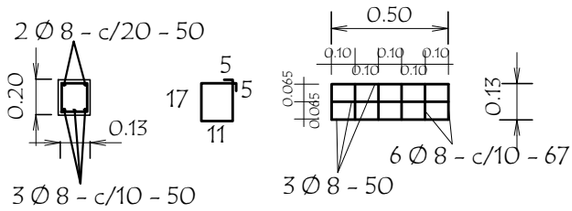


## LOSA DE H° A° SOBRE PUERTA

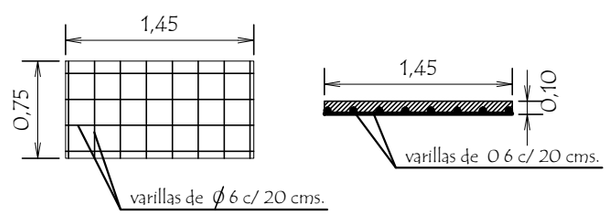


## TIRANTE DE H°A° DE 2" x 6"

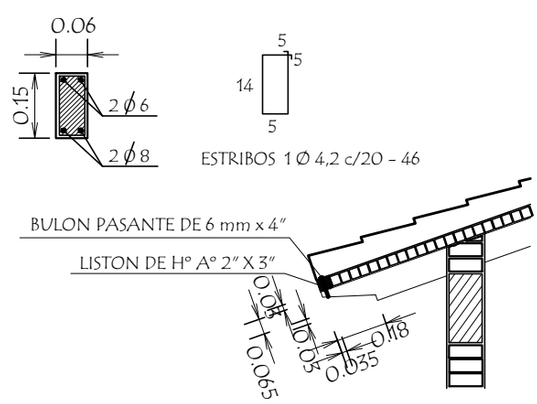


## VIGA DE H°A° DE 0.20x0.25
## APOYO DE TIRANTES
## EN GALERIA

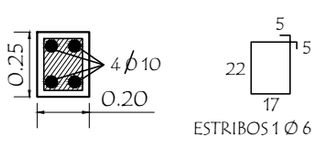


| MUNICIPALIDAD DE CARLOS ANTONIO LÓPEZ<br>ESCUELA BÁSICA N° 2516 SAN LORENZO | | |
|---|---|---|
| PROYECTO | Cocina - Comedor de 8,60 x 10,90 con techo de tejas | |
| Detalle Varios | sin escala | 09 |

# Planchuela de Sujeciòn de Ventilador a Tirante de H° A°

Ubicaciòn de ventilador

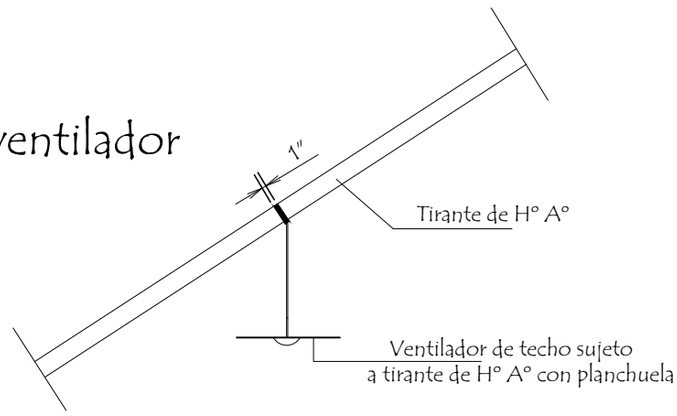


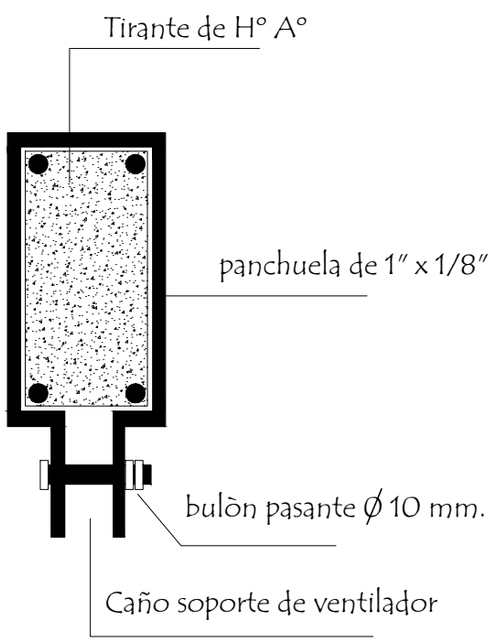


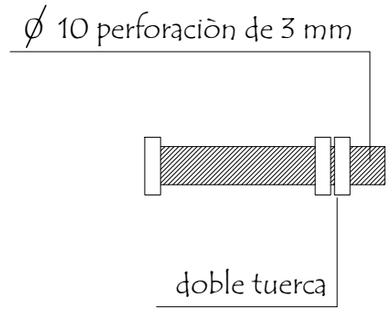


Detalle de bulòn

Detalle de planchuela

| | | |
|---|---|---|
| MUNICIPALIDAD DE CARLOS ANTONIO LÓPEZ<br>ESCUELA BÁSICA N° 2516 SAN LORENZO | | |
| PROYECTO | Cocina - Comedor de 8,60 x 10,90 con techo de tejas | |
| Detalle de Planchuela para Ventilador sin escala | | 10 |

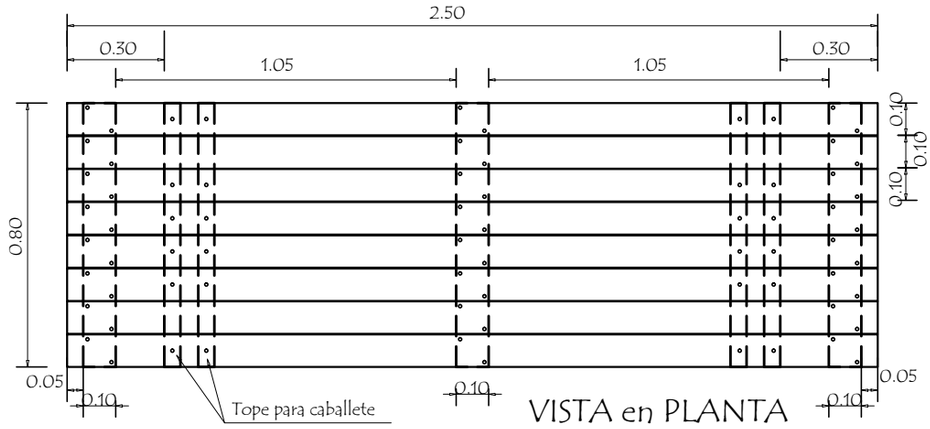


VISTA en PLANTA

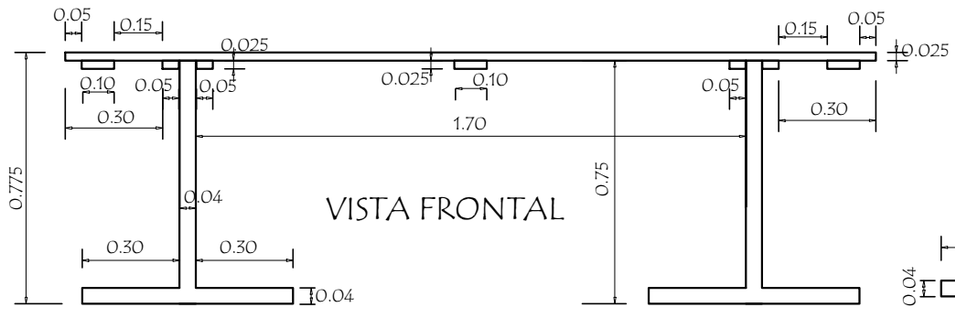


VISTA FRONTAL

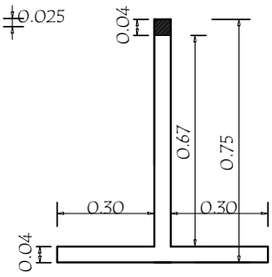


VISTA LATERAL

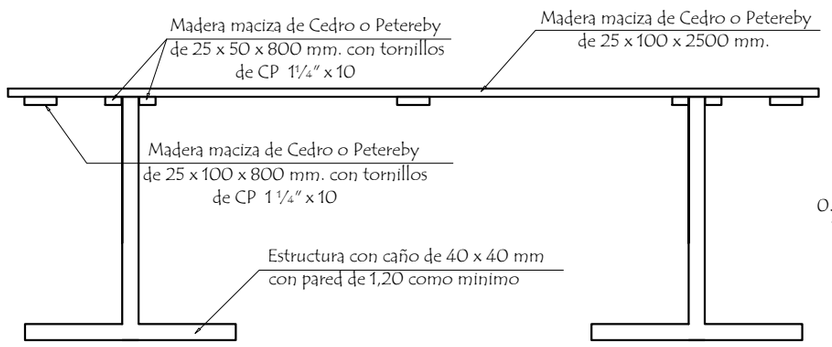


VISTA FRONTAL

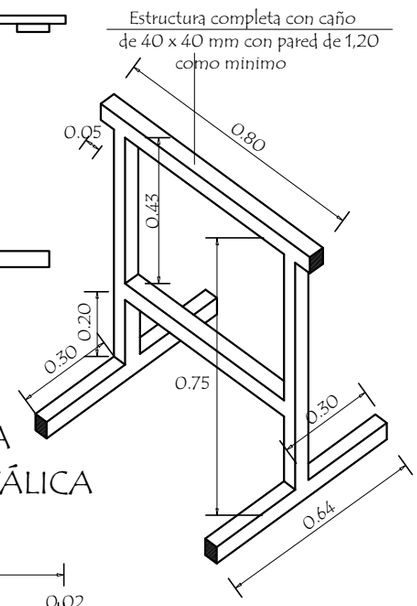


AXONOMETRICA
DE ESTRUCTURA METÁLICA

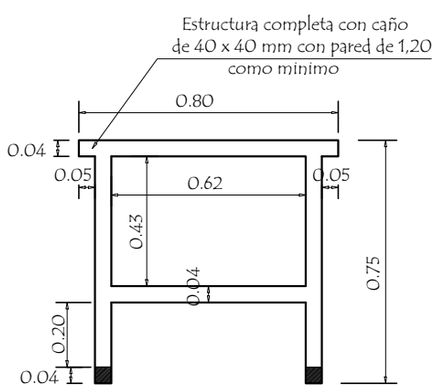


VISTA LATERAL

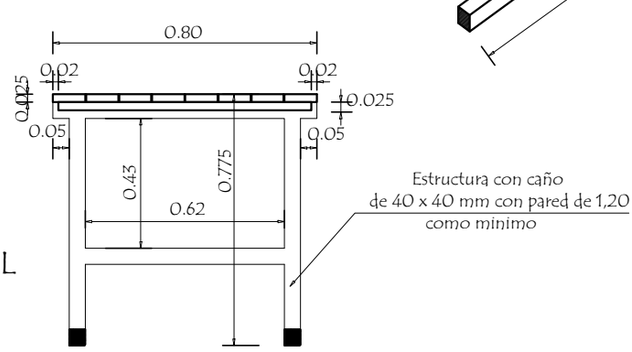


# MUNICIPALIDAD DE CARLOS ANTONIO LÓPEZ

**ESCUELA BÁSICA N° 2516 SAN LORENZO**

| | | |
|---|---|---|
| **PROYECTO** | Cocina - Comedor de 8,60 x 10,90 con techo de tejas | |
| Mesa de madera con caballete metàlico | sin escala | 11 |

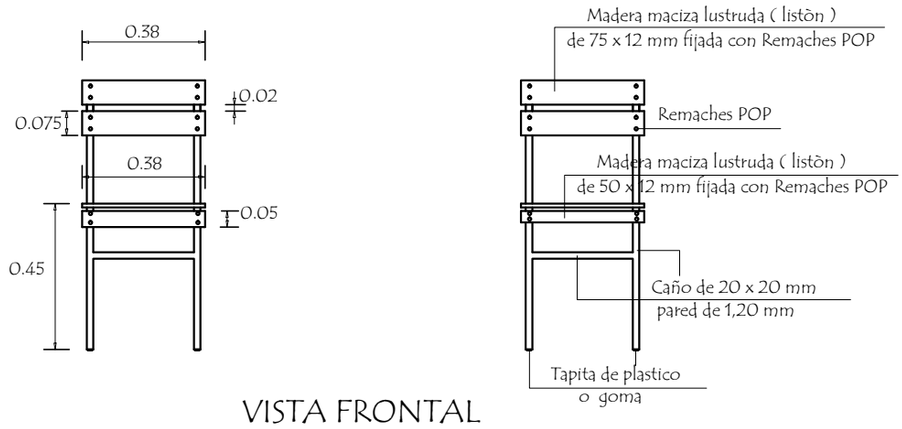


VISTA FRONTAL

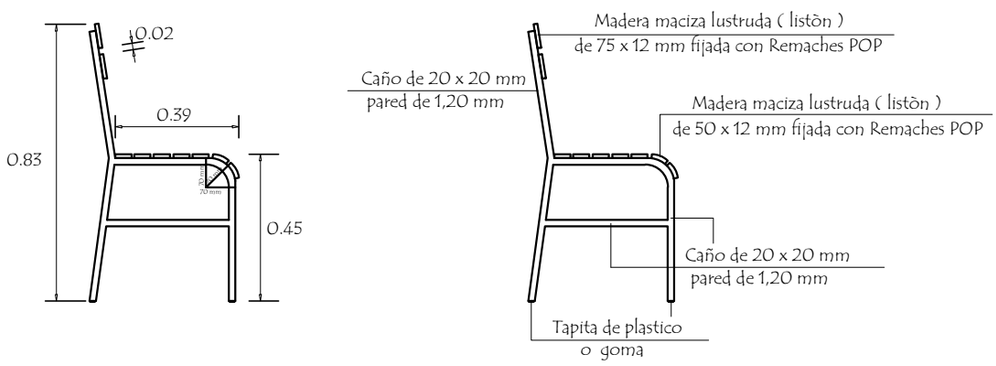


VISTA LATERAL

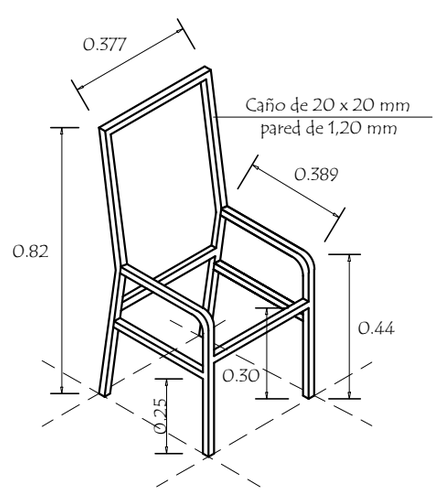


AXONOMETRICA DE ESTRUCTURA METÁLICA

# MUNICIPALIDAD DE CARLOS ANTONIO LÓPEZ

**ESCUELA BÁSICA N° 2516 SAN LORENZO**

| | | |
|---|---|---|
| **PROYECTO** | Cocina - Comedor de 8,60 x 10,90 con techo de tejas | |
| Silla Standard | sin escala | 12 |

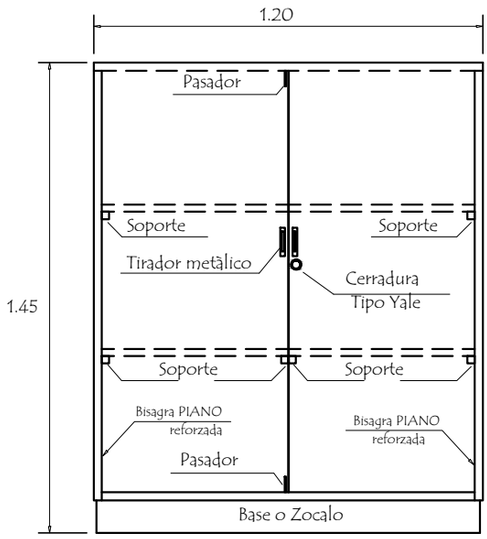


Vista Frontal

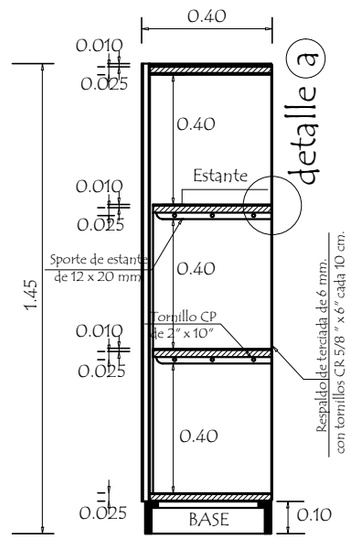


Vista Interior
Vertical

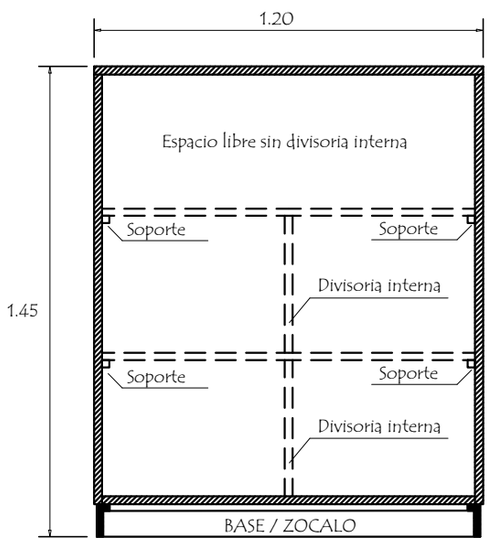


Vista Interior horizontal

Detalle (a)
Detalle de estante

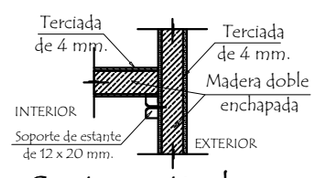


Corte vertical
vista frontal

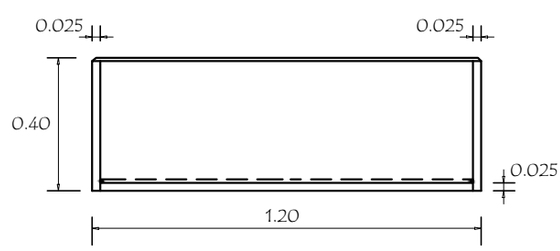


Vista Aerea

Tapacantos :

Listones de madera maciza de cedro de 10 mm. encolados y clavados .

Base / Zocalo :

Madera maciza de cedro de 1" .

| | | |
|---|---|---|
| MUNICIPALIDAD DE CARLOS ANTONIO LÓPEZ<br>ESCUELA BÁSICA N° 2516 SAN LORENZO | | |
| PROYECTO | Cocina - Comedor de 8,60 x 10,90 con techo de tejas | |
| Armario bajo con 2 puertas enchapadas sin escala | 13 | |