Planos Construcción de Empedrados

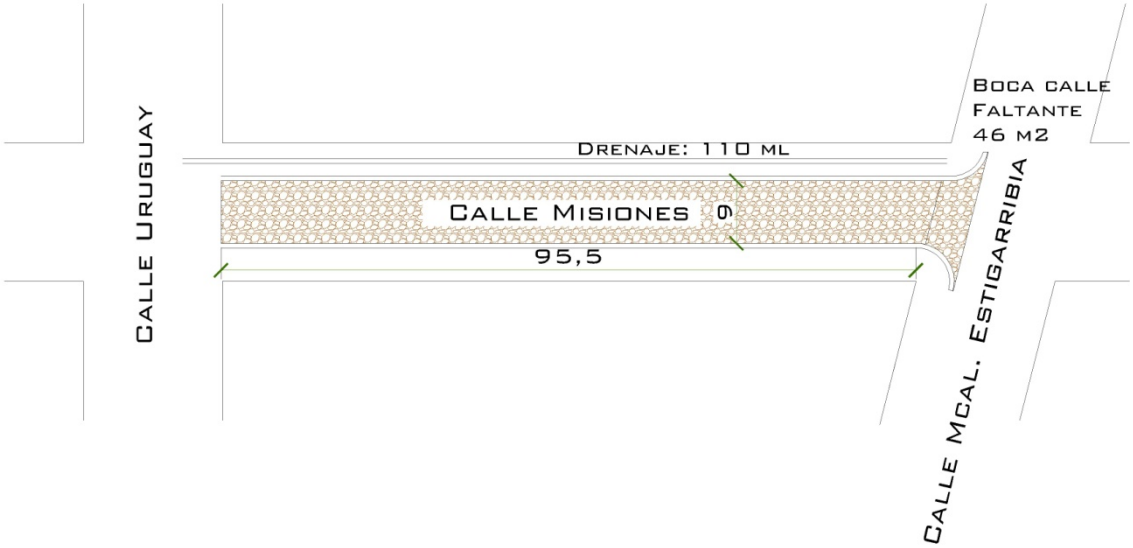

CALZADA - TIPO EMPEDRADO

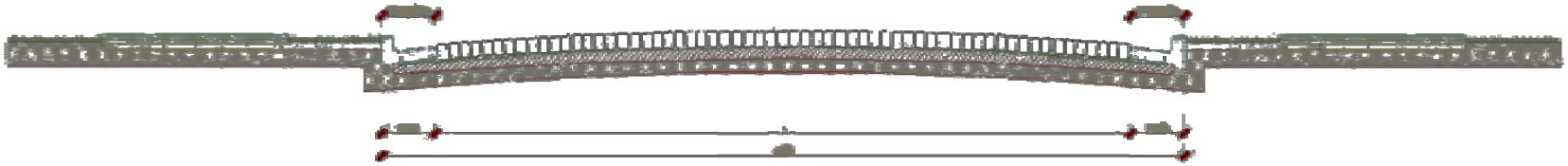

ESTRUCTURA DEL ENTERRADO EMPEDRADO CON CUNETA

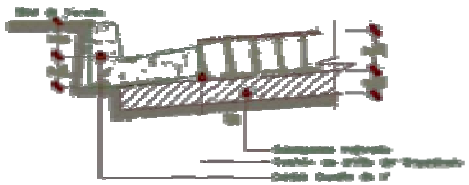

CORDON CUNETA

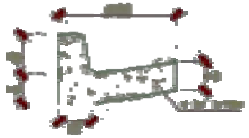

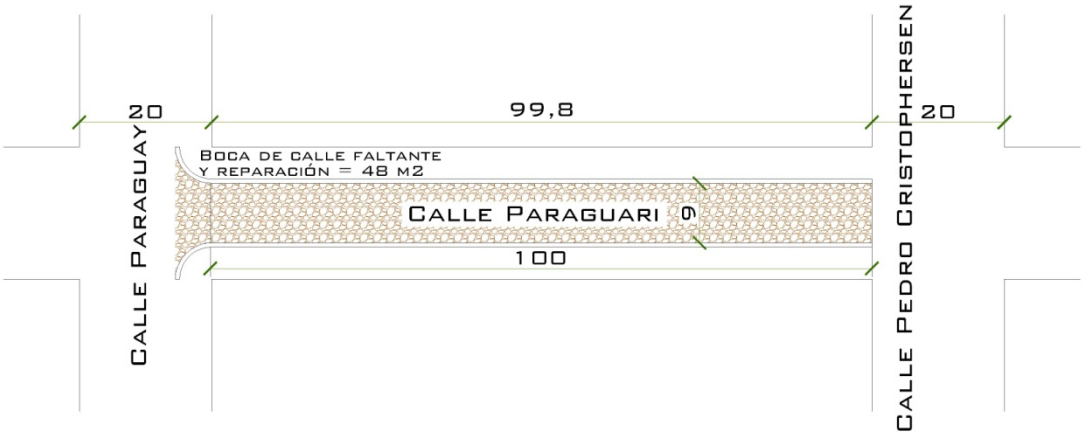
Calle Paraguay
20
Boca de calle faltante
y reparación = 48 m2
Calle Paraguari
9
100
99,8
Calle Pedro Cristophersen
20

CALZADA - TIPO EMPEDRADO

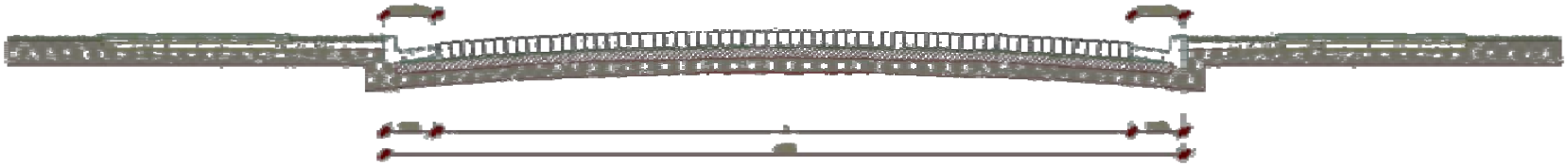

DETALLE DEL DRENAJE IMPLEMPEO POR CUNETA

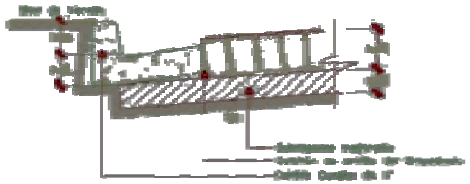

CORTE POR CUNETA

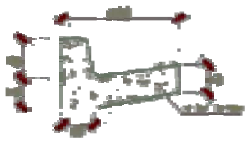

Calle Uruguay
Canal a cielo Abierto: 72 ml
Calle Paraguari 9
Boca calle
Faltante
46 m2
Calle Mcal. Estigarribia

CALZADA - TIPO EMPEDRADO

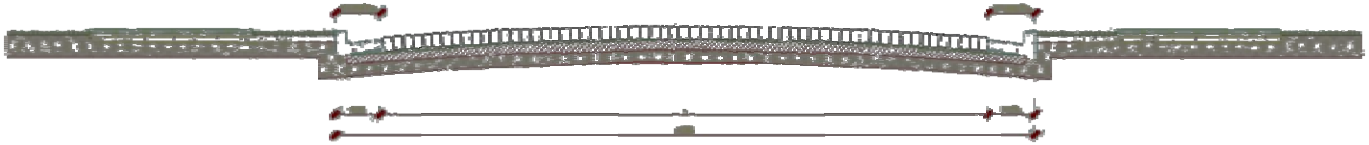

ESTRUCTURA DEL MATERIAL
UNIDADES NO GRIDA

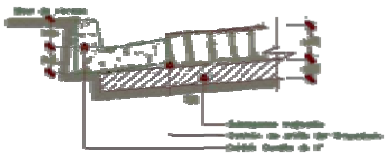

CORTE CON GRIDA

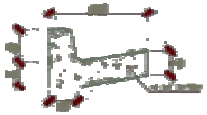

Calle J. L. Oviedo
Calle Ukrania
9
100
Calle Chile

CALZADA - TIPO EMPEDRADO



ESTRUCTURA DEL EMPEDRADO EMPEDRADO CON CUNETA

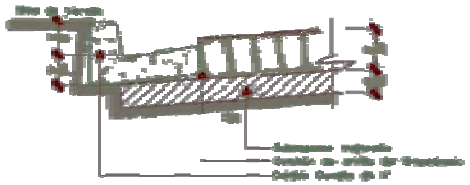

CORDON CUNETA

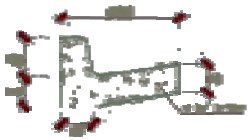

Planos Baden

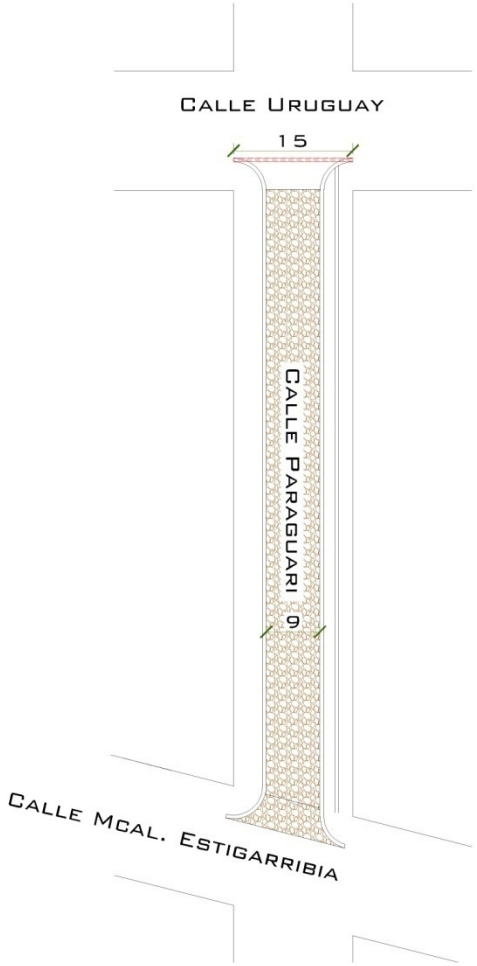
Calle Uruguay
15
Calle Paraguari
9
Calle Mcal. Estigarribia

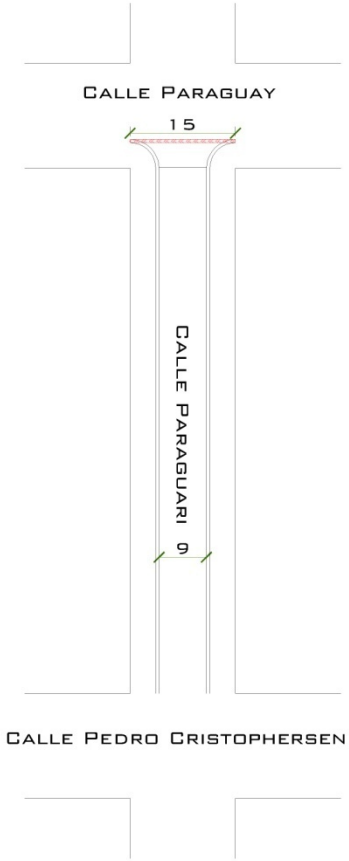
Calle Paraguay
15
Calle Paraguari
9
Calle Pedro Cristophersen

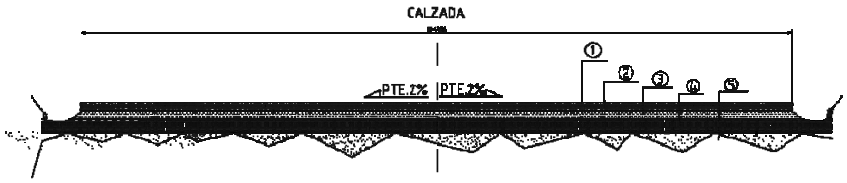

1 CAPA DE RODADURA . Ripio asfaltado
2 CAPA INTERMEDIA . Terraplen debidamente compactado
3 CAPA DE BASE . Terraplén debidamente compactado
4 SUB RASANTE DEBIDAMENTE CONFORMADA
5 SUELO NATURAL .

Planos Alcantarillados

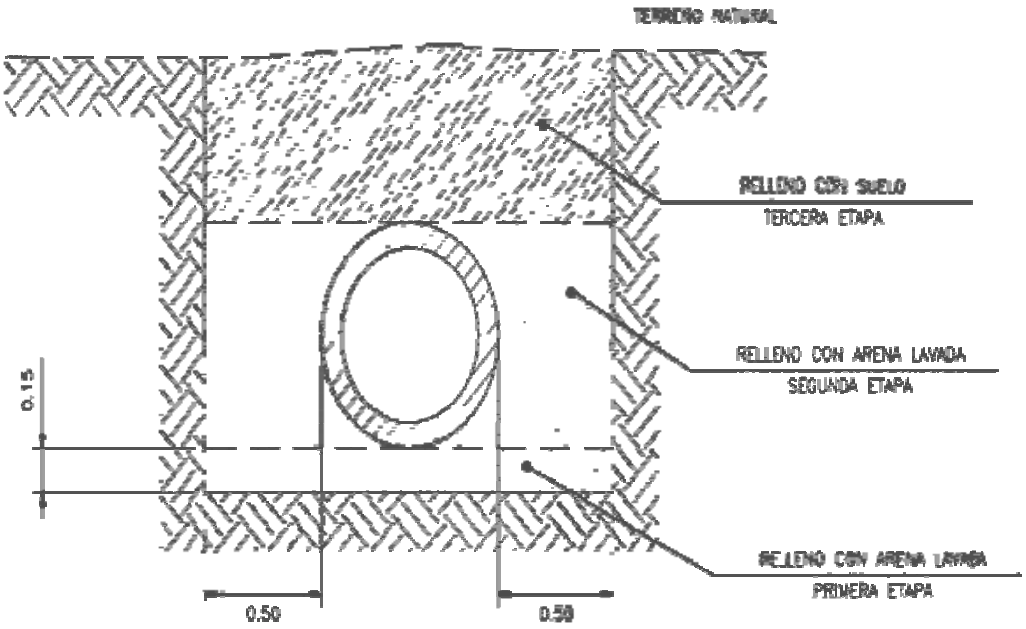

LECHO DE ASIENTO PARA TUBOS

ALCANTARILLA TUBULAR SIMPLE DE HORMIGÓN
BOCAS NORMALES Y OBLICUAS (TIPO H.T.)

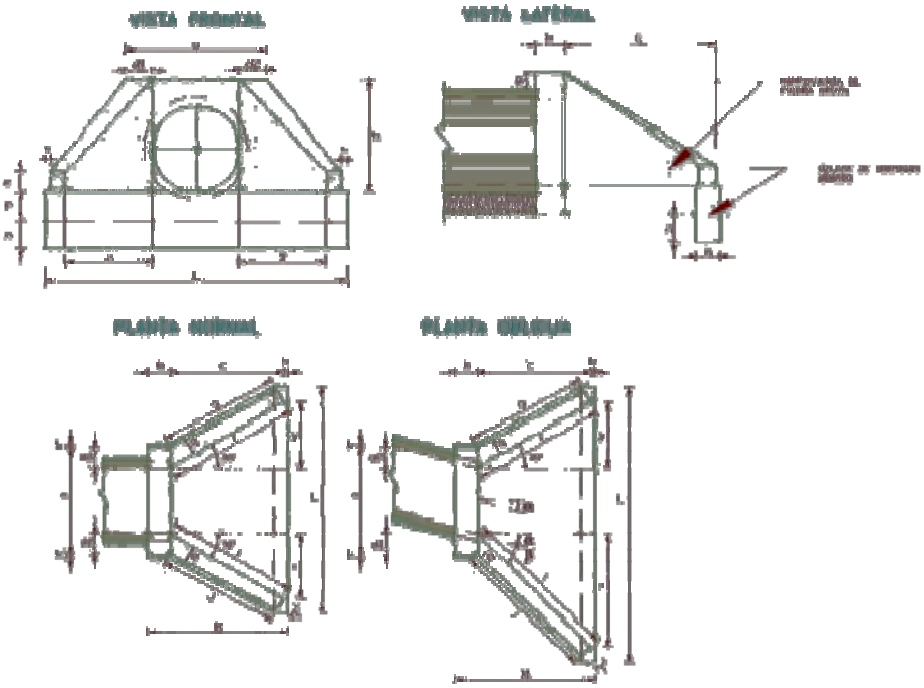

DIMENSIONES Y CONSTANTES MEDIDAS POR UNIDAD																									
Nº	Ø	a	b	c	d1	d2	e	f	g	h	i	j	k	l	m	n	o	p	q	x	y	L	M	[illegible] m3	[illegible] m3
ALCANTARILLA TUBULAR SIMPLE Ø = 60																									
[illegible]	[illegible]	[illegible]	[illegible]	[illegible]	[illegible]	[illegible]	[illegible]	[illegible]	[illegible]	[illegible]	[illegible]	[illegible]	[illegible]	[illegible]	[illegible]	[illegible]	[illegible]	[illegible]	[illegible]	[illegible]	[illegible]	[illegible]	[illegible]	[illegible]	[illegible]
[illegible]	[illegible]	[illegible]	[illegible]	[illegible]	[illegible]	[illegible]	[illegible]	[illegible]	[illegible]	[illegible]	[illegible]	[illegible]	[illegible]	[illegible]	[illegible]	[illegible]	[illegible]	[illegible]	[illegible]	[illegible]	[illegible]	[illegible]	[illegible]	[illegible]	[illegible]
[illegible]	[illegible]	[illegible]	[illegible]	[illegible]	[illegible]	[illegible]	[illegible]	[illegible]	[illegible]	[illegible]	[illegible]	[illegible]	[illegible]	[illegible]	[illegible]	[illegible]	[illegible]	[illegible]	[illegible]	[illegible]	[illegible]	[illegible]	[illegible]	[illegible]	[illegible]
[illegible]	[illegible]	[illegible]	[illegible]	[illegible]	[illegible]	[illegible]	[illegible]	[illegible]	[illegible]	[illegible]	[illegible]	[illegible]	[illegible]	[illegible]	[illegible]	[illegible]	[illegible]	[illegible]	[illegible]	[illegible]	[illegible]	[illegible]	[illegible]	[illegible]	[illegible]
ALCANTARILLA TUBULAR SIMPLE Ø = 80																									
[illegible]	[illegible]	[illegible]	[illegible]	[illegible]	[illegible]	[illegible]	[illegible]	[illegible]	[illegible]	[illegible]	[illegible]	[illegible]	[illegible]	[illegible]	[illegible]	[illegible]	[illegible]	[illegible]	[illegible]	[illegible]	[illegible]	[illegible]	[illegible]	[illegible]	[illegible]
[illegible]	[illegible]	[illegible]	[illegible]	[illegible]	[illegible]	[illegible]	[illegible]	[illegible]	[illegible]	[illegible]	[illegible]	[illegible]	[illegible]	[illegible]	[illegible]	[illegible]	[illegible]	[illegible]	[illegible]	[illegible]	[illegible]	[illegible]	[illegible]	[illegible]	[illegible]
[illegible]	[illegible]	[illegible]	[illegible]	[illegible]	[illegible]	[illegible]	[illegible]	[illegible]	[illegible]	[illegible]	[illegible]	[illegible]	[illegible]	[illegible]	[illegible]	[illegible]	[illegible]	[illegible]	[illegible]	[illegible]	[illegible]	[illegible]	[illegible]	[illegible]	[illegible]
ALCANTARILLA TUBULAR SIMPLE Ø = 100																									
[illegible]	[illegible]	[illegible]	[illegible]	[illegible]	[illegible]	[illegible]	[illegible]	[illegible]	[illegible]	[illegible]	[illegible]	[illegible]	[illegible]	[illegible]	[illegible]	[illegible]	[illegible]	[illegible]	[illegible]	[illegible]	[illegible]	[illegible]	[illegible]	[illegible]	[illegible]
[illegible]	[illegible]	[illegible]	[illegible]	[illegible]	[illegible]	[illegible]	[illegible]	[illegible]	[illegible]	[illegible]	[illegible]	[illegible]	[illegible]	[illegible]	[illegible]	[illegible]	[illegible]	[illegible]	[illegible]	[illegible]	[illegible]	[illegible]	[illegible]	[illegible]	[illegible]
[illegible]	[illegible]	[illegible]	[illegible]	[illegible]	[illegible]	[illegible]	[illegible]	[illegible]	[illegible]	[illegible]	[illegible]	[illegible]	[illegible]	[illegible]	[illegible]	[illegible]	[illegible]	[illegible]	[illegible]	[illegible]	[illegible]	[illegible]	[illegible]	[illegible]	[illegible]
ALCANTARILLA TUBULAR SIMPLE Ø = 120																									
[illegible]	[illegible]	[illegible]	[illegible]	[illegible]	[illegible]	[illegible]	[illegible]	[illegible]	[illegible]	[illegible]	[illegible]	[illegible]	[illegible]	[illegible]	[illegible]	[illegible]	[illegible]	[illegible]	[illegible]	[illegible]	[illegible]	[illegible]	[illegible]	[illegible]	[illegible]
[illegible]	[illegible]	[illegible]	[illegible]	[illegible]	[illegible]	[illegible]	[illegible]	[illegible]	[illegible]	[illegible]	[illegible]	[illegible]	[illegible]	[illegible]	[illegible]	[illegible]	[illegible]	[illegible]	[illegible]	[illegible]	[illegible]	[illegible]	[illegible]	[illegible]	[illegible]
[illegible]	[illegible]	[illegible]	[illegible]	[illegible]	[illegible]	[illegible]	[illegible]	[illegible]	[illegible]	[illegible]	[illegible]	[illegible]	[illegible]	[illegible]	[illegible]	[illegible]	[illegible]	[illegible]	[illegible]	[illegible]	[illegible]	[illegible]	[illegible]	[illegible]	[illegible]

Planos Bacheo

NORMA DE EJECUCIÓN PROCEDIMIENTO DETALLADO			
ACTIVIDAD	BACHEO DE EMPEDRADO	**CÓDIGO Nº**	EMV – 01

1. Iniciar en el sitio de trabajo los procedimientos apropiados de seguridad para el control del tránsito. Usar uno de los obreros como abanderado en caso de ser necesario.
2. Verificar si la piedra que se utilizará para el bacheo es de las dimensiones adecuadas.
3. Retirar todas las piedras flojas y desprendidas del sitio a empedrar, limpiar la superficie, hidratar y recompactar la subrasante, y disgregar un espesor de 5 cm.
4. Colocar la piedra con la parte más lisa hacia arriba y golpear con el martillo para incrustarla.
5. Emporar y rellenar los intersticios con mezcla de arena – limo.
6. Eliminar todo el material excedente y transportarlo a sitios predeterminados.
7. Cargar todo el equipo y dispositivos para el control del tránsito en el área de trabajo y trasladarse al siguiente sitio de trabajo.

Señalizar

Verificar piedra

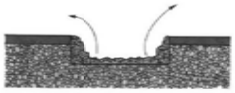

Limpiar la superficie

Humectar y compactar

Rellenar y emporar



Limpiar

Planos Enripiado

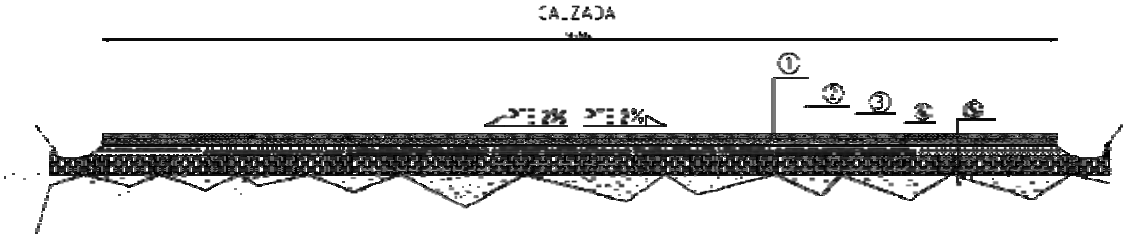

1 CAPA DE RODADURA Ripio excesivamente cacho
2 CAPA INTERMEDIA Terraplen medianamente compactado
3 CAPA DE BASE Terraplén debidamente compactado
4 SUB RASANTE DEBIDAMENTE CONFORMADA
5 SUELO NATURAL