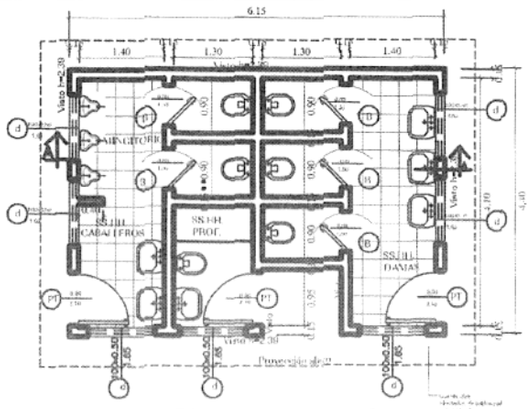

Planta constructiva
esc.————1:50

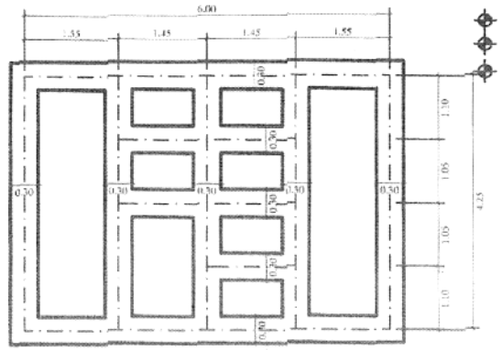

Planta de cimentación
esc.————1:50

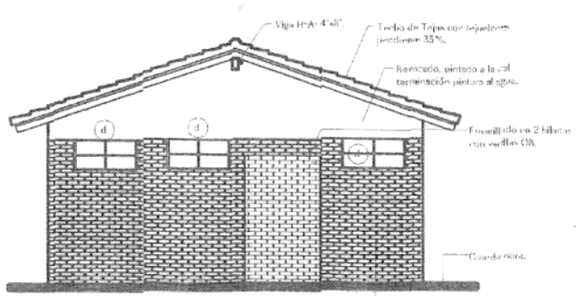

Fachada
esc.—1:50

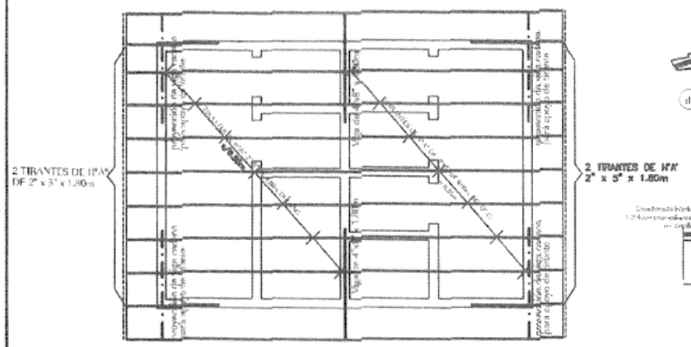

Planta de techo
esc.———1:50

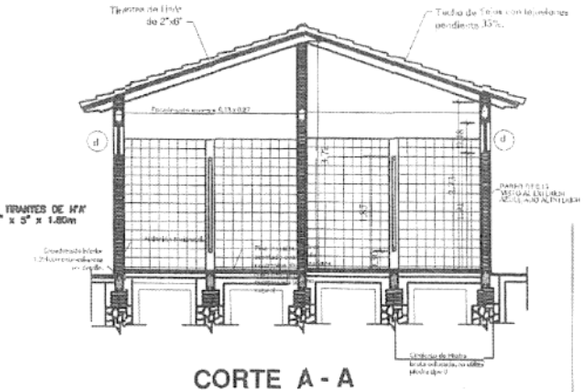

CORTE A - A
esc.———1:50

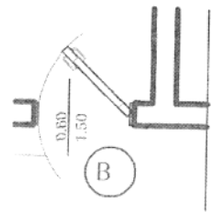

PUERTA TIPO VAIVÉN B
PLANTA - ESC.: 1/20

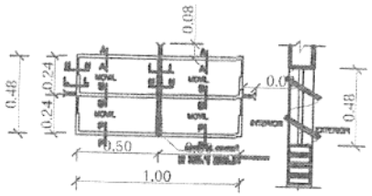

VENTANA BALANCIN TIPO (1)
ESC. 1/20
CANTIDAD: 7

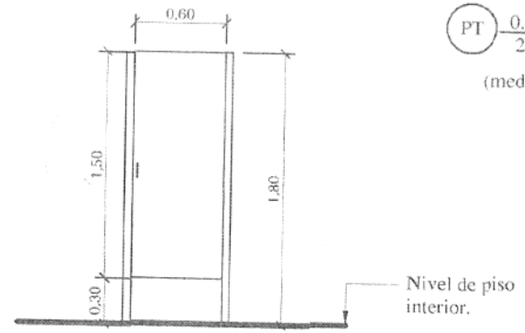

B 0.60 / 1.50 Tipo Placa - Cantidad: 5

(medida de la hoja)

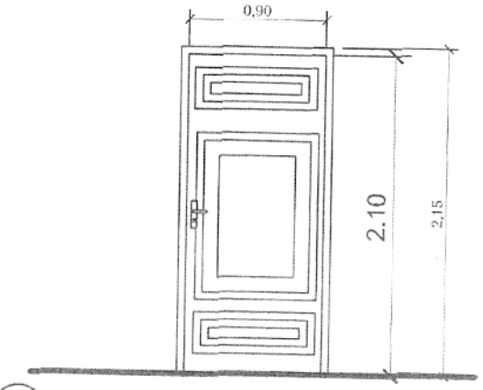

PT 0.80 / 2.10 Tipo Tablero - Cantidad: 3

(medida de la hoja)

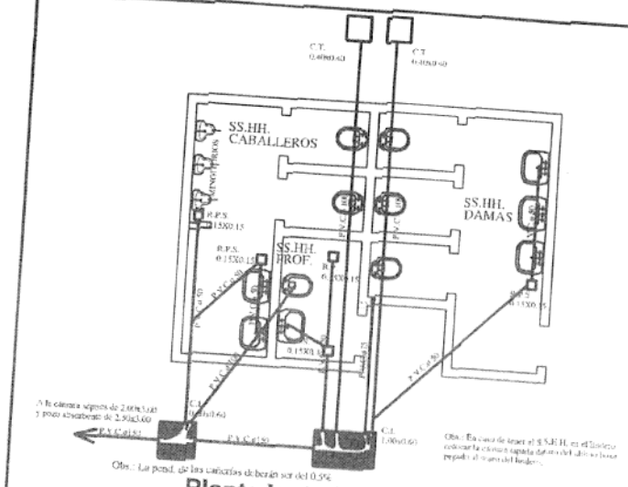

Planta inst. desague cloacal
esc.——————1:50

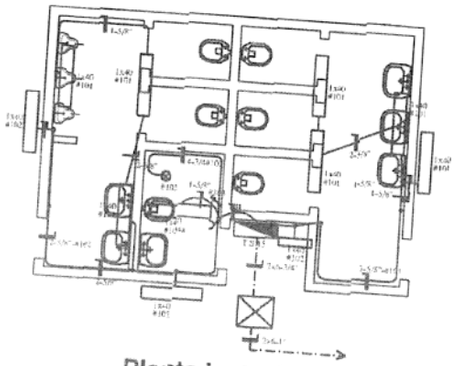

Planta inst. eléctrica
esc.——————1:50

ESQUEMA DEL T.S.15

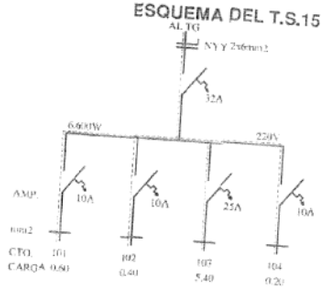

DETALLE DE CARGA T.S.15

CTO.	Fluorescentes 1x40w	Tomas Watt	OTRAS CARGAS	TOTAL
#101	6x100			600
#102	4x100			400
#103			5.400	5.400
#104	1x100	1x100		200
TOTAL				6.600 W

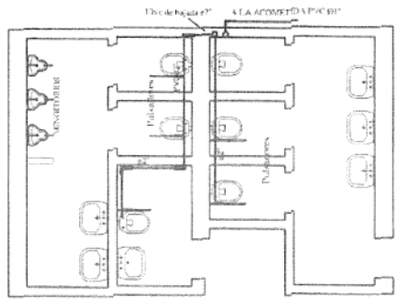

DETALLE DE UBICACIÓN DE CAÑERIAS PARA PULSADORES DE INODOROS

Planta inst. de agua corriente

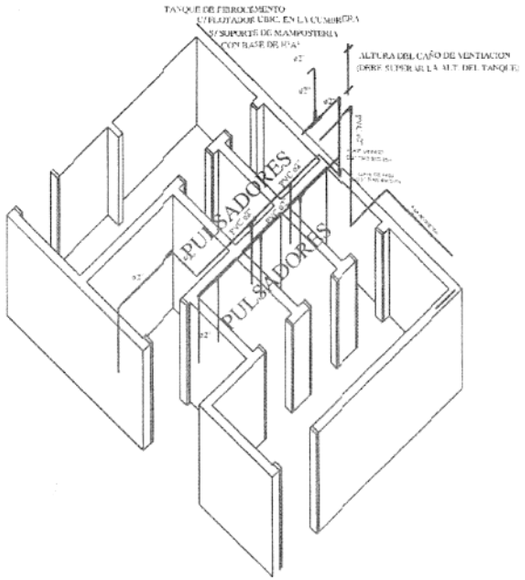

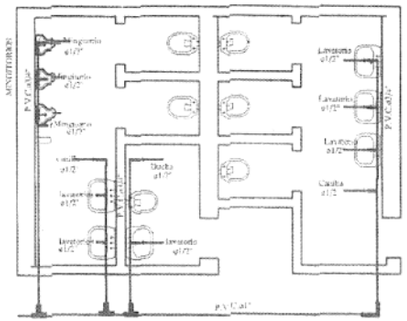

DETALLE DE UBIC. DE CAÑERIAS
PARA LAVATORIOS DUCHAS
MINGITORIOS

* EN LOS CASOS DE SS.HH. EXISTENTES c/ ESTRUC DE HºAº
EL CAÑO DE BAJADA DEL TANQUE DEBERA SER EXTERIOS

* EN LOS CAÑOS DE SS.HH. NUEVOS
EL CAÑO DE BAJADA DEL TANQUE DEBERA SER
EMBUTIDO HACIA EL INTERIOR

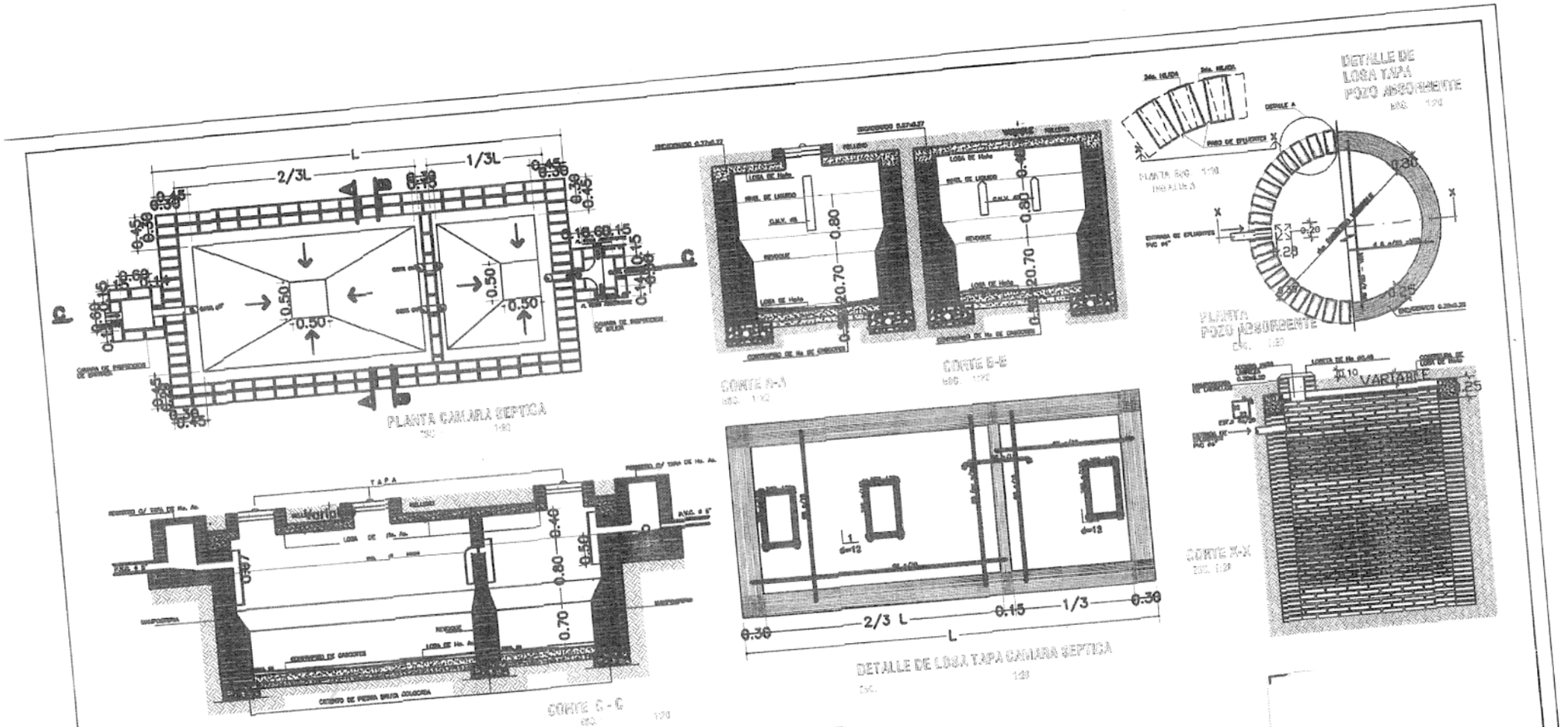

CAMARA SEPTICA MEDIDAS		
TIPO	L	a
1	6.00 mts.	3.00 mts.
2	5.00 mts.	2.00 mts.
3	3.00 mts.	1.50 mts.

REVOQUES		
1 CAPA	1:1/2:4 (CEMENTO,CAL, ARENA)	ESP. 1cm.
2 CAPA	1:2(CEMENTO,ARENA)	ESP. 0.8cm.
3 CAPA	1(CEMENTO)	ESP. 0.2cm.

POZO ABSORBENTE MEDIDAS		
TIPO	d	h
1	2.00mts.	2.50mts.
2	2.50mts.	3.00mts.
3	3.00mts.	3.00mts.