LME monthly trading

Aug 2020

Prices - Aug 2020

Contract	Offical Cash Settlement Price				Official 3 Month Price			
	Average	Low	High	*M/M change %	Average	Low	High	*M/M change %
LME Aluminium	$1,733.90	$1,679.50	$1,762.00	5.8%	$1,771.55	$1,718.50	$1,797.50	5.9%
LME Aluminium Alloy	$1,319.00	$1,295.00	$1,343.00	5.5%	$1,337.78	$1,316.50	$1,360.00	6.9%
LME NASAAC	$1,363.88	$1,310.00	$1,397.50	7.8%	$1,380.03	$1,315.00	$1,425.00	8.8%
LME Copper	$6,496.70	$6,342.50	$6,728.00	2.2%	$6,485.85	$6,334.00	$6,702.00	2.2%
LME Lead	$1,935.20	$1,834.00	$1,994.00	6.8%	$1,954.35	$1,852.50	$2,014.50	6.9%
LME Nickel	$14,486.85	$13,683.00	$15,414.00	8.6%	$14,535.05	$13,734.00	$15,442.00	8.6%
LME Tin	$17,671.90	$17,170.00	$17,960.00	1.3%	$17,649.25	$17,205.00	$17,932.00	1.6%
LME Zinc	$2,406.83	$2,286.00	$2,529.50	11.3%	$2,426.23	$2,297.50	$2,554.50	11.7%
LME Cobalt	$32,905.00	$30,200.00	$33,100.00	15.2%	$33,065.00	$30,500.00	$33,200.00	15.7%

* Percentage change in average price from previous month

Warehouse stock movements (tonnes) - Aug 2020

Contract	Delivered In	Delivered Out	Net	Closing
LME Aluminium	20,075	102,025	-81,950	1,550,225
LME Aluminium Alloy	580	0	580	6,120
LME NASAAC	40	780	-740	28,200
LME Copper	19,850	58,275	-38,425	88,250
LME Lead	9,325	2,575	6,750	124,900
LME Nickel	6,048	2,592	3,456	238,722
LME Tin	1,930	565	1,365	5,240
LME Zinc	47,150	15,000	32,150	220,125
LME Cobalt	0	140	-140	455
TOTAL	104,998	181,952	-76,954	2,262,237

Monthly warehouse stock movements

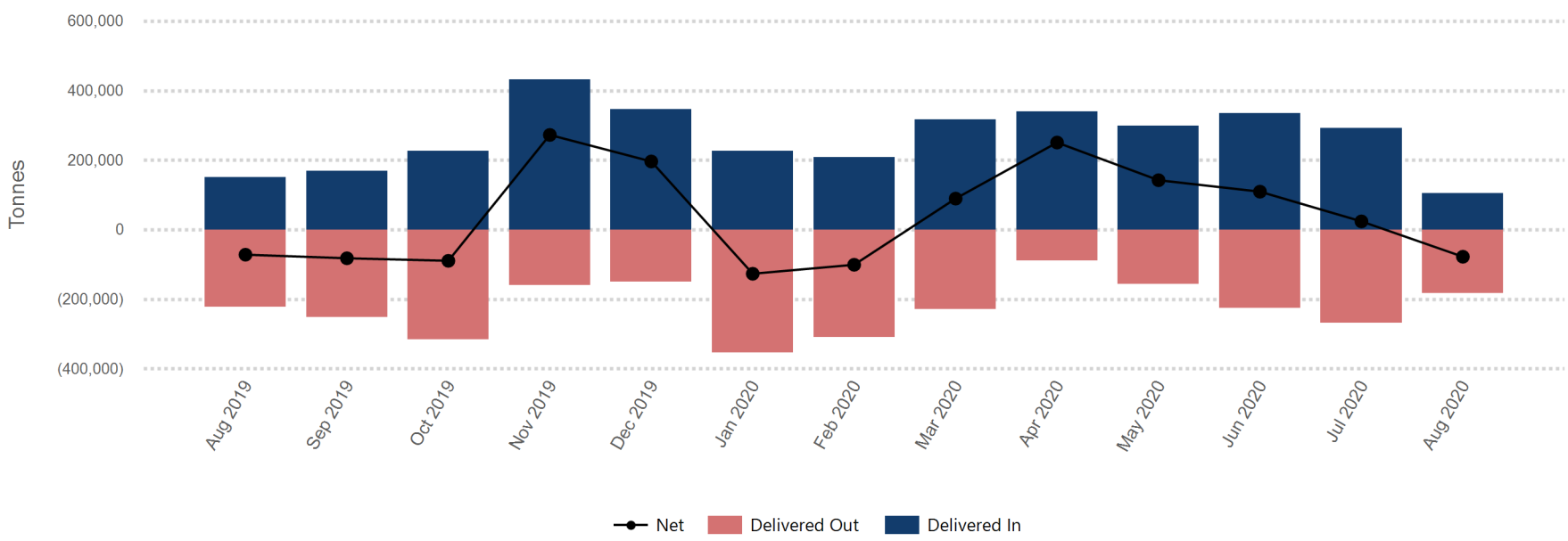

LME monthly trading

May 2021

Prices - May 2021

Contract	Offical Cash Settlement Price				Official 3 Month Price			
	Average	Low	High	*M/M change %	Average	Low	High	*M/M change %
LME Aluminium	$2,433.84	$2,305.00	$2,565.00	4.7%	$2,453.71	$2,337.00	$2,577.00	5.2%
LME Aluminium Alloy	$2,081.08	$1,896.00	$2,147.00	6.0%	$2,035.79	$1,875.00	$2,100.00	3.7%
LME NASAAC	$2,318.68	$2,231.50	$2,360.00	4.6%	$2,316.11	$2,225.00	$2,360.00	4.1%
LME Copper	$10,183.97	$9,868.00	$10,724.50	9.1%	$10,196.05	$9,884.00	$10,720.00	9.4%
LME Lead	$2,185.92	$2,116.00	$2,228.50	9.0%	$2,194.50	$2,134.50	$2,244.00	8.2%
LME Nickel	$17,605.74	$16,780.00	$18,142.00	6.8%	$17,634.53	$16,824.00	$18,159.00	6.7%
LME Tin	$32,524.26	$31,147.00	$34,462.00	14.1%	$29,735.89	$29,004.00	$30,749.00	11.7%
LME Zinc	$2,970.29	$2,891.00	$3,063.50	5.1%	$2,985.50	$2,904.00	$3,085.00	4.9%
LME Cobalt	$44,248.16	$43,615.00	$45,195.00	-9.7%	$44,251.05	$43,650.00	$45,165.00	-9.5%

* Percentage change in average price from previous month

Warehouse stock movements (tonnes) - May 2021

Contract	Delivered In	Delivered Out	Net	Closing
LME Aluminium	19,025	139,825	-120,800	1,707,000
LME Aluminium Alloy	20	200	-180	1,820
LME NASAAC	0	1,800	-1,800	12,560
LME Copper	22,200	38,900	-16,700	120,700
LME Lead	900	14,150	-13,250	97,325
LME Nickel	1,068	16,620	-15,552	246,444
LME Tin	415	905	-490	755
LME Zinc	5,675	15,875	-10,200	281,550
LME Cobalt	10	7	3	297
TOTAL	49,313	228,282	-178,969	2,468,451

Monthly warehouse stock movements

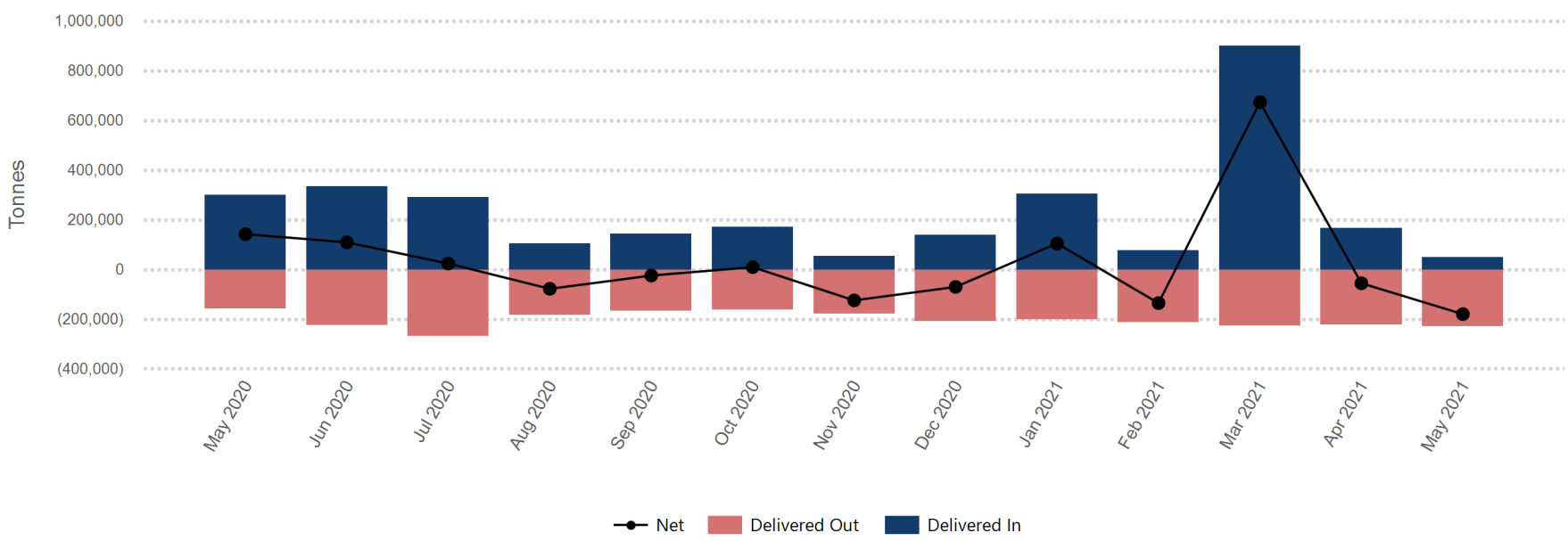

LME monthly trading

Jun 2021

Prices - Jun 2021

Contract	Offical Cash Settlement Price				Official 3 Month Price			
	Average	Low	High	*M/M change %	Average	Low	High	*M/M change %
LME Aluminium	$2,439.09	$2,353.50	$2,523.00	0.2%	$2,445.59	$2,370.50	$2,535.00	-0.3%
LME Aluminium Alloy	$2,123.91	$2,067.50	$2,200.00	2.1%	$2,097.45	$2,050.00	$2,184.00	3.0%
LME NASAAC	$2,287.70	$2,210.00	$2,375.00	-1.3%	$2,281.48	$2,230.00	$2,350.00	-1.5%
LME Copper	$9,612.43	$9,042.50	$10,212.50	-5.6%	$9,637.98	$9,070.00	$10,226.50	-5.5%
LME Lead	$2,188.98	$2,130.50	$2,319.50	0.1%	$2,192.25	$2,138.50	$2,299.50	-0.1%
LME Nickel	$17,943.23	$17,287.00	$18,611.00	1.9%	$17,962.36	$17,316.00	$18,563.00	1.9%
LME Tin	$32,677.73	$31,264.00	$33,460.00	0.5%	$30,829.05	$29,810.00	$31,662.00	3.7%
LME Zinc	$2,950.07	$2,832.00	$3,061.50	-0.7%	$2,965.48	$2,844.00	$3,082.50	-0.7%
LME Cobalt	$44,127.27	$42,500.00	$48,500.00	-0.3%	$44,173.64	$42,535.00	$48,580.00	-0.2%

* Percentage change in average price from previous month

Warehouse stock movements (tonnes) - Jun 2021

Contract	Delivered In	Delivered Out	Net	Closing
LME Aluminium	83,650	221,750	-138,100	1,568,900
LME Aluminium Alloy	100	20	80	1,900
LME NASAAC	500	1,720	-1,220	11,340
LME Copper	110,675	19,400	91,275	211,975
LME Lead	0	17,075	-17,075	80,250
LME Nickel	1,098	16,044	-14,946	231,498
LME Tin	1,840	580	1,260	2,015
LME Zinc	5,100	33,050	-27,950	253,600
LME Cobalt	0	6	-6	291
TOTAL	202,963	309,645	-106,682	2,361,769

Monthly warehouse stock movements

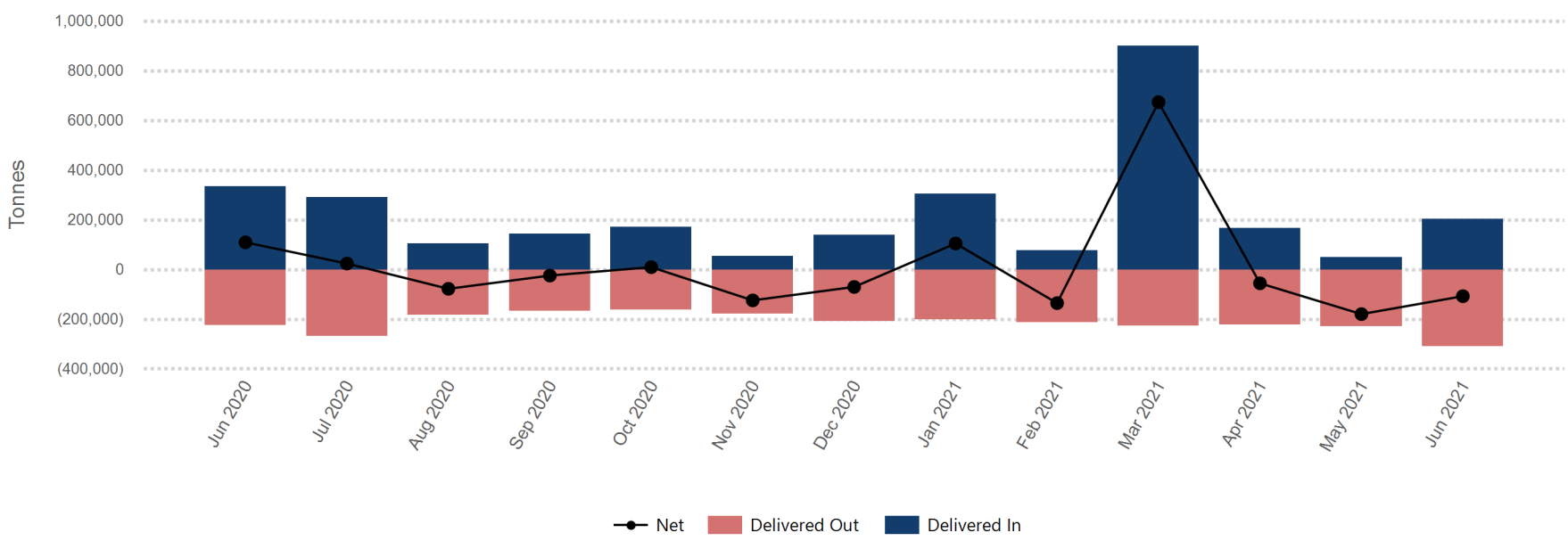

LME monthly trading

Jul 2021

Prices - Jul 2021

Contract	Offical Cash Settlement Price				Official 3 Month Price			
	Average	Low	High	*M/M change %	Average	Low	High	*M/M change %
LME Aluminium	$2,491.95	$2,424.50	$2,624.00	2.2%	$2,504.11	$2,442.50	$2,619.00	2.4%
LME Aluminium Alloy	$2,236.09	$2,231.00	$2,239.50	5.3%	$2,224.00	$2,224.00	$2,224.00	6.0%
LME NASAAC	$2,407.41	$2,310.00	$2,455.50	5.2%	$2,385.30	$2,350.00	$2,422.00	4.6%
LME Copper	$9,433.59	$9,211.00	$9,781.00	-1.9%	$9,464.20	$9,244.50	$9,805.00	-1.8%
LME Lead	$2,336.98	$2,242.00	$2,424.50	6.8%	$2,323.70	$2,239.50	$2,385.00	6.0%
LME Nickel	$18,817.05	$18,082.00	$19,892.00	4.9%	$18,819.59	$18,078.00	$19,885.00	4.8%
LME Tin	$34,183.00	$32,666.00	$35,965.00	4.6%	$33,010.00	$31,290.00	$34,833.00	7.1%
LME Zinc	$2,942.98	$2,912.00	$3,039.00	-0.2%	$2,958.11	$2,927.00	$3,033.50	-0.2%
LME Cobalt	$51,555.68	$50,445.00	$52,495.00	16.8%	$51,590.91	$50,500.00	$52,500.00	16.8%

* Percentage change in average price from previous month

Warehouse stock movements (tonnes) - Jul 2021

Contract	Delivered In	Delivered Out	Net	Closing
LME Aluminium	500	190,825	-190,325	1,378,575
LME Aluminium Alloy	0	80	-80	1,820
LME NASAAC	80	1,300	-1,220	10,120
LME Copper	40,175	13,500	26,675	238,650
LME Lead	0	20,500	-20,500	59,750
LME Nickel	3,210	21,588	-18,378	213,120
LME Tin	1,335	1,060	275	2,290
LME Zinc	125	8,700	-8,575	245,025
LME Cobalt	0	5	-5	286
TOTAL	45,425	257,558	-212,133	2,149,636

Monthly warehouse stock movements

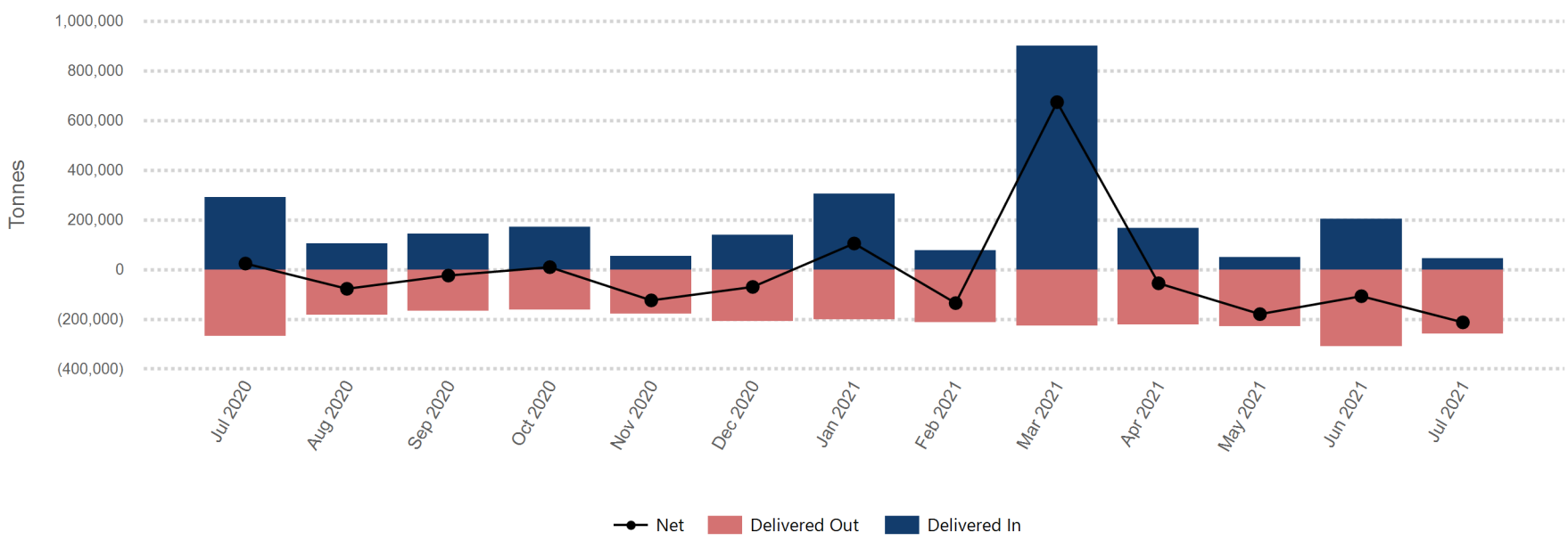

LME monthly trading

Aug 2021

Prices - Aug 2021

Contract	Offical Cash Settlement Price				Official 3 Month Price			
	Average	Low	High	*M/M change %	Average	Low	High	*M/M change %
LME Aluminium	$2,610.64	$2,544.00	$2,714.00	4.8%	$2,601.83	$2,532.00	$2,696.00	3.9%
LME Aluminium Alloy	$2,246.93	$2,224.50	$2,270.00	0.5%	$2,245.24	$2,224.00	$2,270.00	1.0%
LME NASAAC	$2,368.29	$2,300.00	$2,450.00	-1.6%	$2,353.81	$2,275.00	$2,425.00	-1.3%
LME Copper	$9,357.19	$8,775.50	$9,737.00	-0.8%	$9,371.67	$8,783.50	$9,767.00	-1.0%
LME Lead	$2,428.52	$2,295.50	$2,504.00	3.9%	$2,319.95	$2,261.00	$2,407.00	-0.2%
LME Nickel	$19,160.43	$18,476.00	$19,725.00	1.8%	$19,159.62	$18,450.00	$19,713.00	1.8%
LME Tin	$35,252.62	$32,735.00	$36,594.00	3.1%	$34,351.67	$32,222.00	$35,844.00	4.1%
LME Zinc	$2,988.90	$2,939.50	$3,043.00	1.6%	$2,995.52	$2,932.50	$3,047.50	1.3%
LME Cobalt	$51,729.52	$50,090.00	$52,405.00	0.3%	$51,941.19	$50,430.00	$52,500.00	0.7%

* Percentage change in average price from previous month

Warehouse stock movements (tonnes) - Aug 2021

Contract	Delivered In	Delivered Out	Net	Closing
LME Aluminium	112,325	154,050	-41,725	1,336,850
LME Aluminium Alloy	0	0	0	1,820
LME NASAAC	460	1,240	-780	9,340
LME Copper	19,550	8,975	10,575	252,725
LME Lead	1,400	8,900	-7,500	52,250
LME Nickel	3,972	24,636	-20,664	192,456
LME Tin	480	1,375	-895	1,395
LME Zinc	27,675	36,275	-8,600	236,425
LME Cobalt	0	0	0	286
TOTAL	165,862	235,451	-69,589	2,083,547

Monthly warehouse stock movements

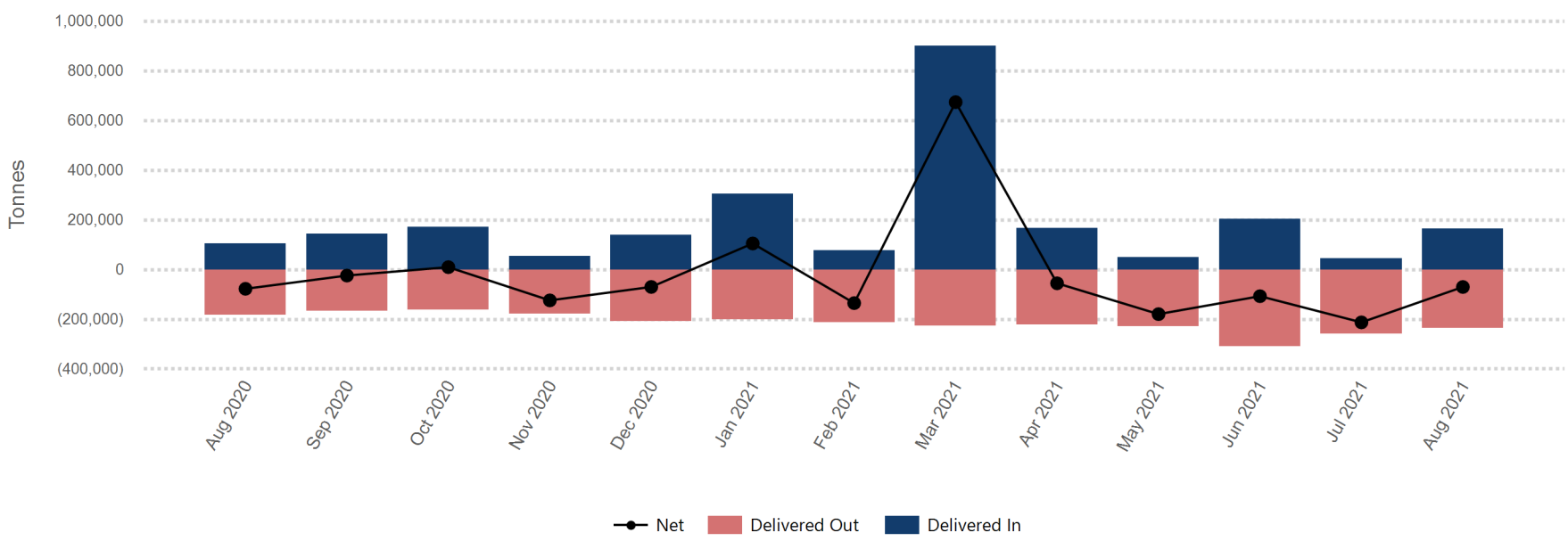

LME monthly trading

Sep 2021

Prices - Sep 2021

Contract	Offical Cash Settlement Price				Official 3 Month Price			
	Average	Low	High	*M/M change %	Average	Low	High	*M/M change %
LME Aluminium	$2,839.68	$2,667.50	$2,950.00	8.8%	$2,852.86	$2,664.50	$2,951.00	9.6%
LME Aluminium Alloy	$2,471.32	$2,270.00	$3,010.00	10.0%	$2,454.09	$2,270.00	$3,010.00	9.3%
LME NASAAC	$2,437.00	$2,325.00	$2,562.00	2.9%	$2,426.68	$2,300.00	$2,550.00	3.1%
LME Copper	$9,324.07	$9,041.00	$9,627.00	-0.4%	$9,329.70	$9,021.00	$9,640.00	-0.4%
LME Lead	$2,257.25	$2,114.00	$2,400.00	-7.1%	$2,220.45	$2,088.00	$2,325.00	-4.3%
LME Nickel	$19,398.41	$18,180.00	$20,375.00	1.2%	$19,364.32	$18,125.00	$20,375.00	1.1%
LME Tin	$35,048.23	$32,850.00	$37,600.00	-0.6%	$34,108.68	$32,450.00	$36,050.00	-0.7%
LME Zinc	$3,042.02	$2,977.50	$3,110.00	1.8%	$3,053.48	$2,993.50	$3,122.00	1.9%
LME Cobalt	$51,712.27	$50,480.00	$52,990.00	0.0%	$52,089.09	$50,840.00	$53,380.00	0.3%

* Percentage change in average price from previous month

Warehouse stock movements (tonnes) - Sep 2021

Contract	Delivered In	Delivered Out	Net	Closing
LME Aluminium	79,450	186,600	-107,150	1,229,700
LME Aluminium Alloy	0	0	0	1,820
LME NASAAC	120	960	-840	8,500
LME Copper	44,100	79,650	-35,550	217,175
LME Lead	2,375	3,625	-1,250	51,000
LME Nickel	948	37,170	-36,222	156,234
LME Tin	550	710	-160	1,235
LME Zinc	4,875	35,550	-30,675	205,750
LME Cobalt	0	6	-6	280
TOTAL	132,418	344,271	-211,853	1,871,694
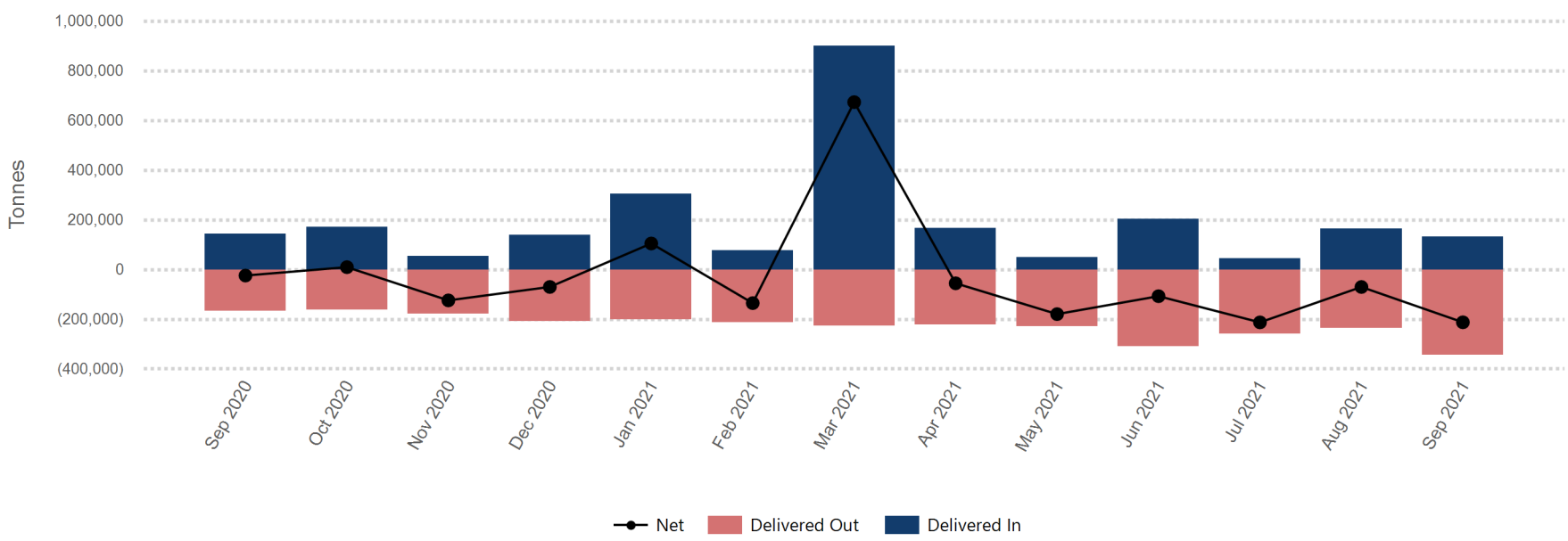
Monthly warehouse stock movements