TETÃ REKUÁI

Paraguái ñeñgurúsu mbaé

Enviá tus consultas a la mesa de ayuda (/mesa-de-ayuda.html)

(https://www.contrataciones.gov.py/sicp/login.seam)

Usted está aquí: Inicio (/) > Licitaciones: Buscador de Licitaciones

Buscador de Licitaciones

Criterios de Búsqueda

ID/Nombre de Licitación:

384258

Categoría:

Tipo de Procedimiento:

Convocante:

Etapa:

Fecha Desde:

Fecha Hasta:

Tipo de Fecha:

[Seleccione una opción]

Criterios de Búsqueda Avanzada

Buscar

Nueva Búsqueda (/buscador/licitaciones.html)

Resultados de la Búsqueda

ORDENAR RESULTADOS

LP1575-20 ADQUISICIÓN DE TRANSFORMADORES DF DISTRIBUCIÓN (/LICITACIONES/CONVOCATORIA/384258-LP1575-20-ADQUISICION-TRANSFORMADORES-DISTRIBUCION-100-KVA-ESTE-LLAMADO-REEMPLAZA-LP-1.HTML)

ABASTECIMIENTO SIMULTANEO | PLURIANUAL | PLIEGO ELECTRÓNICO | OFERTA ELECTRÓNICA

ID de Licitación:384258
Etapa: En Evaluacion (Cerrada)
Convocante: Administración Nacional de Electricidad / Empresas Públicas
Categoría:22 - Maquinarias, Equipos y herramientas mayores - Equipos de transporte
Tipo de Procedimiento:LPN - Licitación Pública Nacional
Publicación de la Convocatoria:11-08-2020
Fecha de Entrega de Ofertas:29-01-2021

Ver Convocatoria (/licitaciones/convocatoria/384258-lp157

Descargar datos como:

Archivo CSV (/buscador/licitaciones.csv?nro_nombre_licitacion=384258&fecha_desde=&fecha_hasta=&tipo_fecha=&convoc

mes anterior: DIC/2020.

4º mes anterior: SET/2020.

DNCP DIRECCIÓN NACIONAL DE CONTRATACIONES PÚBLICAS
Dirección Nacional de Contrataciones Públicas
E.E.U.U. 961 c/ Tte. Fariña - Asunción, Paraguay
Tel. y Fax +595 21 4154000 - dncp@dncp.gov.py
Atención: Lunes a Jueves 07:15 - 13:00 y 14:00 - 16:00. Viernes 07:15 - 13:00
Preguntas Frecuentes (/dncp/preguntas-frecuentes.html) | Mesa de Ayuda (http://www.contrataciones.gov.py/mesa-de-ayuda.html) | Condiciones de Uso (/dncp/terminos-y-condiciones-de-uso.html)

TETÃ REKUÁI

Paraguái ñeñgurúsu mbaé

PLANILLA DE COTIZACIONES DEL AÑO 2021 DE MONEDA DOLAR AMERICANO

#	ENE	FEB	MAR	ABR	MAY	JUN	JUL	AGO	SEP	OCT	NOV	DIC
1	ND	6.920,03	ND	ND	ND	6.766,95	6.760,35	ND	6.927,40	6.915,86	6.893,87	6.824,00
2	ND	6.899,42	6.649,94	ND	ND	6.765,70	6.787,39	6.914,57	6.933,42	ND	6.878,62	6.805,34
3	ND	6.871,52	6.679,15	ND	6.618,87	6.769,00	ND	6.927,75	6.926,32	ND	6.885,94	6.813,77
4	6.923,34	6.871,24	6.669,34	ND	6.690,72	6.739,78	ND	6.945,85	ND	6.926,17	6.891,94	ND
5	6.876,55	6.863,58	6.657,39	6.375,70	6.748,04	ND	6.798,10	6.933,52	ND	6.919,92	6.883,31	ND
6	6.837,69	ND	ND	6.381,68	6.792,06	ND	6.788,81	6.935,43	6.915,50	6.912,61	ND	6.829,55
7	6.853,68	ND	ND	6.259,11	6.779,86	6.711,79	6.786,01	ND	6.909,56	6.901,02	ND	6.838,38
8	6.890,38	6.805,34	6.638,25	6.236,41	ND	6.676,82	6.801,84	ND	6.914,06	6.900,72	6.871,13	ND
9	ND	6.802,97	6.621,82	6.244,43	ND	6.704,04	6.806,74	6.912,10	6.913,10	ND	6.863,11	6.831,27
10	ND	6.783,33	6.596,10	ND	6.757,86	6.717,01	ND	6.911,31	6.906,63	ND	6.878,64	6.810,52
11	6.908,40	6.741,62	6.608,44	ND	6.666,76	6.730,19	ND	6.922,63	ND	6.900,00	6.872,85	ND
12	6.905,03	6.710,17	6.623,31	6.241,44	6.542,37	ND	6.826,86	6.930,16	ND	6.898,25	6.867,90	ND
13	6.888,93	ND	ND	6.310,48	6.679,99	ND	6.849,31	6.929,95	6.904,43	6.902,03	ND	6.801,29
14	6.870,17	ND	ND	6.420,27	ND	6.740,91	6.831,72	ND	6.892,07	6.905,00	ND	6.784,56
15	6.853,61	6.670,65	6.618,42	6.438,35	ND	6.739,17	6.839,83	ND	6.907,57	6.907,93	6.856,24	6.798,59
16	ND	6.627,28	6.599,51	6.391,27	ND	6.728,77	6.838,87	6.923,59	6.905,42	ND	6.859,41	6.795,42
17	ND	6.615,16	6.576,80	ND	6.730,88	6.745,05	ND	6.924,56	6.885,00	ND	6.852,05	6.801,66
18	6.874,89	6.648,63	6.552,83	ND	6.707,50	6.764,73	ND	6.933,75	ND	6.911,60	6.843,30	ND
19	6.907,24	6.627,46	6.538,00	6.420,09	6.709,84	ND	6.856,01	6.944,35	ND	6.919,57	6.840,76	ND
20	6.910,02	ND	ND	6.450,02	6.724,85	ND	6.880,81	6.941,31	6.871,58	6.917,19	ND	6.804,97
21	6.928,56	ND	ND	6.457,71	6.768,28	6.777,19	6.892,96	ND	6.869,93	6.912,77	ND	6.813,31
22	6.938,48	6.617,52	6.557,24	6.475,13	ND	6.789,02	6.912,55	ND	6.891,24	6.906,48	6.841,60	6.818,52
23	ND	6.606,92	6.529,83	6.509,99	ND	6.791,11	6.916,84	6.933,68	6.884,91	ND	6.825,80	6.799,69
24	ND	6.611,30	6.490,04	ND	6.728,81	6.770,62	ND	6.933,19	6.881,33	ND	6.822,14	6.804,08
25	6.942,17	6.624,67	6.462,52	ND	6.721,39	6.760,01	ND	6.936,18	ND	6.901,84	6.827,81	ND
26	6.955,93	6.620,75	6.449,27	6.456,05	6.756,13	ND	6.917,84	6.940,04	ND	6.918,84	6.831,91	ND
27	6.993,79	ND	ND	6.502,49	6.787,58	ND	6.933,98	6.925,41	ND	6.917,28	ND	6.805,07
28	6.963,90	ND	ND	6.531,82	6.781,51	6.747,53	6.930,31	ND	6.896,65	6.907,20	ND	6.832,21
29	6.950,06	ND	6.326,61	6.583,67	ND	6.752,29	6.904,76	ND	6.900,73	6.904,76	6.842,77	6.872,85
30	ND	ND	6.154,97	6.587,48	ND	6.754,47	6.917,79	6.921,56	6.913,99	ND	6.838,40	6.885,79
31	ND	ND	6.311,11	ND	6.764,76	ND	ND	6.921,13	ND	ND	ND	ND

PLANILLA DE COTIZACIONES DEL AÑO 2022 DE MONEDA DOLAR AMERICANO

#	ENE	FEB	MAR	ABR	MAY	JUN	JUL	AGO	SEP	OCT	NOV	DIC
1	ND	7.037,83	6.974,39	6.924,75	ND	6.854,53	6.849,10	6.866,71	6.917,57	ND	7.270,73	7.196,40
2	ND	7.039,71	6.973,72	ND	ND	6.856,39	ND	6.869,41	6.919,64	ND	7.259,03	7.197,50
3	6.906,86	6.995,06	6.990,87	ND	6.834,55	6.834,75	ND	6.867,63	ND	ND	7.249,64	ND
4	6.952,73	6.984,02	6.970,09	6.913,28	6.825,28	ND	6.859,09	6.862,59	ND	7.073,65	7.219,50	ND
5	6.961,22	ND	ND	6.906,87	6.836,80	ND	6.864,05	6.870,88	6.912,68	7.072,89	ND	7.191,62
6	6.956,22	ND	ND	6.891,93	6.846,57	6.836,17	6.862,77	ND	6.905,93	7.104,47	ND	7.149,72
7	6.950,65	6.962,58	6.956,49	6.865,78	ND	6.823,48	6.869,42	ND	6.910,06	7.121,53	7.175,59	7.086,59
8	ND	6.944,19	6.966,76	6.824,18	ND	6.849,72	6.871,51	6.868,98	6.922,66	ND	7.144,16	ND
9	ND	6.963,27	6.976,86	ND	6.870,82	6.862,58	ND	6.876,55	6.919,38	ND	ND	7.230,39
10	6.948,37	6.960,14	6.971,35	ND	6.870,27	6.854,08	ND	6.893,59	ND	7.110,24	7.057,17	ND
11	6.944,84	6.948,65	6.964,47	6.802,04	6.882,22	ND	6.868,22	6.888,16	ND	7.124,61	7.039,74	ND
12	6.961,50	ND	ND	6.823,89	6.890,18	ND	6.859,82	6.885,87	6.934,75	7.141,92	ND	7.219,78
13	6.967,86	ND	ND	6.864,24	6.878,99	6.878,84	6.865,54	ND	6.951,92	7.159,42	ND	7.188,71
14	6.978,85	6.956,59	6.968,90	ND	ND	6.882,24	6.867,71	ND	6.972,25	7.145,87	7.094,64	7.211,17
15	ND	6.946,95	6.962,03	ND	ND	6.874,16	6.867,00	ND	6.983,66	ND	7.139,72	7.250,11
16	ND	6.939,68	6.971,26	ND	6.858,24	6.864,14	ND	6.876,44	6.980,26	ND	7.171,84	7.207,41
17	6.972,00	6.939,02	6.969,54	ND	6.852,01	6.860,11	ND	6.879,01	ND	7.172,51	7.173,57	ND
18	6.965,99	6.961,41	6.975,19	6.858,74	6.846,49	ND	6.871,80	6.883,87	ND	7.203,04	7.205,65	ND
19	6.985,83	ND	ND	6.850,27	6.841,86	ND	6.863,81	6.885,53	6.986,86	7.223,31	ND	7.205,45
20	7.012,00	ND	ND	6.855,17	6.834,76	6.871,78	6.860,62	ND	6.995,39	7.241,09	ND	7.261,18
21	7.026,25	6.937,56	6.963,49	6.827,46	ND	6.881,30	6.865,75	ND	7.002,97	7.234,87	7.194,23	7.314,25
22	ND	6.936,62	6.963,66	6.830,04	ND	6.892,44	6.891,69	6.891,97	7.024,74	ND	7.181,05	7.314,39
23	ND	6.954,32	6.962,70	ND	6.848,22	6.880,68	ND	6.886,33	7.009,28	ND	7.209,57	7.317,77
24	7.036,97	7.023,46	6.963,91	ND	6.862,37	6.866,77	ND	6.866,49	ND	7.233,01	7.243,22	ND
25	7.055,71	6.999,82	6.965,64	6.821,40	6.860,05	ND	6.897,69	6.871,67	ND	7.247,25	7.238,43	ND
26	7.074,35	ND	ND	6.841,66	6.869,35	ND	6.888,19	6.879,94	7.012,33	7.264,19	ND	7.320,69
27	7.098,80	ND	ND	6.846,81	6.862,49	6.859,30	6.908,65	ND	7.032,96	7.287,04	ND	7.347,97
28	7.095,34	ND	6.970,98	6.842,25	ND	6.859,78	6.898,32	ND	7.062,45	7.267,92	7.204,25	7.371,91
29	ND	ND	6.961,03	6.826,70	ND	6.853,82	6.872,98	6.894,01	7.094,15	ND	7.222,98	7.345,93
30	ND	ND	6.953,82	ND	6.882,40	6.847,76	ND	6.894,49	7.091,39	ND	7.219,09	ND
31	7.047,60	ND	6.930,05	ND	6.858,59	ND	ND	6.904,10	ND	7.270,68	ND	ND

Ministerio de
TRABAJO, EMPLEO
Y SEGURIDAD SOCIAL

GOBIERNO NACIONAL

Paraguay de la gente

RESOLUCIÓN MTESS N° 958/2022

POR LA CUAL SE REGLAMENTA EL REAJUSTE DE LOS SUELDOS Y JORNALES MÍNIMOS DE TRABAJADORES POR ACTIVIDAD ESPECÍFICA EN TODO EL TERRITORIO DE LA REPÚBLICA.----------

Asunción, 24 de junio de 2022.

VISTO: el Decreto N° 7270 de fecha 21 de junio de 2022, "POR EL CUAL SE DISPONE EL REAJUSTE DE LOS SUELDOS Y JORNALES MÍNIMOS DE TRABAJADORES DEL SECTOR PRIVADO"; y

CONSIDERANDO:

Que, por Decreto N° 7270 de fecha 21 de junio de 2022, se dispuso el reajuste en 11,4 % (once coma cuatro por ciento) de los sueldos y jornales del sector privado, que regirá a partir del 1 de julio de 2022, en relación con el salario mínimo vigente en las actividades expresamente previstas, escalafonadas y las diversas no especificadas, quedando el mismo establecido en G. 2.550.307 (Guaraníes dos millones quinientos cincuenta mil trescientos siete), y el jornal mínimo en G. 98.089 (Guaraníes noventa y ocho mil ochenta y nueve). Dicho aumento solo beneficia a quienes perciben el salario mínimo legal.----------

Que, corresponde a la Autoridad Administrativa del Trabajo, reglamentar y publicar el reajuste salarial dispuesto por el Gobierno Nacional, conforme a lo estipulado en el Artículo 2° del Decreto N° 7270 de fecha 21 de junio de 2022.----------

Que, la Ley N° 5115/2013 "QUE CREA EL MINISTERIO DE TRABAJO, EMPLEO Y SEGURIDAD SOCIAL", modificada y ampliada por la Ley N° 6320/2019, en su Artículo 4°, numeral 15, dispone que es competencia del Ministerio de Trabajo, Empleo y Seguridad Social, intervenir en la elaboración y ejecución de las normas que orientan la política salarial del sector privado.----------

POR TANTO, en uso de sus atribuciones;

LA MINISTRA DE TRABAJO, EMPLEO Y SEGURIDAD SOCIAL

RESUELVE:

Art. 1° **REGLAMENTAR** el Decreto N° 7270 de fecha 21 de junio de 2022, por el cual se dispone el reajuste en **11,4 %** (once coma cuatro por ciento) de los sueldos y jornales del sector privado exclusivamente, con vigencia a partir del 01 de julio de 2022. Salario Mínimo: **G. 2.550.307** (Guaraníes dos

Lic. Felix Aquino
Secretario General Interino
Secretaría de Trabajo Empleo y Seguridad Social

MINISTRA

RESOLUCIÓN MTESS N° 958/2022

POR LA CUAL SE REGLAMENTA EL REAJUSTE DE LOS SUELDOS Y JORNALES MÍNIMOS DE TRABAJADORES POR ACTIVIDAD ESPECÍFICA EN TODO EL TERRITORIO DE LA REPÚBLICA.----------

Asunción, 24 de junio de 2022.

millones quinientos cincuenta mil trescientos siete) - Jornal Mínimo: **G. 98.089** (Guaraníes noventa y ocho mil ochenta y nueve).----------

Art. 2° **ESTABLECER** que la reglamentación de los sueldos mínimos sea por tareas y servicios realizados dentro del periodo diurno, en jornadas de 08 (ocho) horas, para trabajadores mayores de 18 (dieciocho) años de edad.----------

Art. 3° **FIJAR** los sueldos y jornales mínimos para trabajadores por actividad específica en todo el territorio de la República, con vigencia a partir del 01 de julio de 2022, conforme al siguiente detalle:----------

COMERCIO:

Empleados:

Salario mensual	**G. 2.550.307.-**
Salario por día del trabajador a jornal	**G. 98.089.-**

Estibadores:

Salario Mensual	**G. 2.575.819.-**
Salario por día del Trabajador a jornal	**G. 99.070.-**

Peones en general:

Salario mensual	**G. 2.550.307.-**
Salario por día del trabajador a jornal	**G. 98.089.-**

EMPRESAS DE SEGUROS:

Salario mensual	**G. 2.575.819.-**
Salario por día trabajador a jornal	**G. 99.070.-**

ESCRITORIOS COMERCIALES, INDUSTRIALES Y PARTICULARES:

Salario mensual	**G. 2.588.670.-**

Félix Araújo
Secretario General Interino
Secretaría de Trabajo, Empleo y Seguridad Social

CARMEN GALLUPO
MINISTRA

Ministerio de
TRABAJO, EMPLEO
Y SEGURIDAD SOCIAL

GOBIERNO
NACIONAL

Paraguay de la gente

RESOLUCIÓN MTESS N° 866/2021

POR LA CUAL SE REGLAMENTA EL REAJUSTE DE LOS SUELDOS Y JORNALES MÍNIMOS DE TRABAJADORES POR ACTIVIDAD ESPECÍFICA EN TODO EL TERRITORIO DE LA REPÚBLICA.----------

Asunción, 04 de julio de 2021.

VISTO: el Decreto N° 5561 de fecha 25 de junio de 2021, "POR EL CUAL SE DISPONE EL REAJUSTE DE LOS SUELDOS Y JORNALES MÍNIMOS DE TRABAJADORES DEL SECTOR PRIVADO";

el Decreto N° 5562 de fecha 25 de junio de 2021, «POR EL CUAL SE RECTIFICA PARCIALMENTE EL DECRETO N° 5561/2021, "POR EL CUAL SE DISPONE EL REAJUSTE DE LOS SUELDOS Y JORNALES MÍNIMOS DE TRABAJADORES DEL SECTOR PRIVADO"»; y

CONSIDERANDO:

Que, por Decreto N° 5561 de fecha 25 de junio de 2021, rectificado parcialmente mediante el Decreto N° 5562 de la misma fecha, se dispuso el reajuste en 4,4 % (cuatro coma cuatro por ciento) de los sueldos y jornales del sector privado, que regirá a partir del 1 de julio de 2021, en relación con el salario mínimo vigente en las actividades expresamente previstas, escalafonadas y las diversas no especificadas, quedando el mismo establecido en G. 2.289.324 (Guaraníes dos millones doscientos ochenta y nueve mil trescientos veinticuatro), y el jornal mínimo en G. 88.051 (Guaraníes ochenta y ocho mil cincuenta y un). Dicho aumento solo beneficia a quienes perciben el salario mínimo legal.----------

Que, corresponde a la Autoridad Administrativa del Trabajo, reglamentar y publicar el reajuste dispuesto por el Gobierno Nacional, conforme a lo estipulado en el Artículo 2° del Decreto N° 5561 de fecha 25 de junio de 2021.----------

Que, la Ley N° 5115/2013 "QUE CREA EL MINISTERIO DE TRABAJO, EMPLEO Y SEGURIDAD SOCIAL", modificada y ampliada por la Ley N° 6320/2019, en su Artículo 4°, numeral 15, dispone que es competencia del Ministerio de Trabajo, Empleo y Seguridad Social, intervenir en la elaboración y ejecución de las normas que orientan la política salarial del sector privado.----------

POR TANTO, en uso de sus atribuciones;

LA MINISTRA DE TRABAJO, EMPLEO Y SEGURIDAD SOCIAL

Ministerio de
TRABAJO, EMPLEO
Y SEGURIDAD SOCIAL

GOBIERNO NACIONAL

Paraguay de la gente

RESOLUCIÓN MTESS N° 886 /2021

POR LA CUAL SE REGLAMENTA EL REAJUSTE DE LOS SUELDOS Y JORNALES MÍNIMOS DE TRABAJADORES POR ACTIVIDAD ESPECÍFICA EN TODO EL TERRITORIO DE LA REPÚBLICA.----------

Asunción, 01 de julio de 2021.

RESUELVE:

Art. 1° **REGLAMENTAR** el Decreto N° 5561 de fecha 25 de junio de 2021, rectificado parcialmente mediante el Decreto N° 5562 de la misma fecha, por el cual se dispone el reajuste en **4,4 %** (cuatro coma cuatro por ciento) de los sueldos y jornales del sector privado exclusivamente, con vigencia a partir del 01 de julio de 2021. Salario Mínimo: **G. 2.289.324** (Guaraníes dos millones doscientos ochenta y nueve mil trescientos veinticuatro) - Jornal Mínimo: **G. 88.051** (Guaraníes ochenta y ocho mil cincuenta y un).----------

Art. 2° **ESTABLECER** que la reglamentación de los sueldos mínimos sea por tareas y servicios realizados dentro del periodo diurno, en jornadas de ocho (8) horas, para trabajadores mayores de dieciocho (18) años de edad.----------

Art. 3° **FIJAR** los sueldos y jornales mínimos para trabajadores por actividad específica en todo el territorio de la República, con vigencia a partir del 01 de julio de 2021, conforme al siguiente detalle:----------

COMERCIO:

Empleados:

Salario mensual	**G. 2.289.324.-**
Salario por día del trabajador a jornal	**G. 88.051.-**

Estibadores:

Salario Mensual	**G. 2.312.225.-**
Salario por día del Trabajador a jornal	**G. 88.932.-**

Peones en general:

Salario mensual	**G. 2.289.324.-**
Salario por día del trabajador a jornal	**G. 88.051.-**

Acero Silicio

T&D europe

TRANSFORMER COMMODITIES INDICES

MONTHLY

STATISTICS

FOR THE PERIOD

January 2009 - July 2022

PUBLICATION DATE: 30 AUGUST 2022

The indices are published monthly, usually in the last week of the month following the month of reference in compliance with EU market statistical rules (e.g. data for September 2021, is published in the last week October 2021). The indices for paper, cold steel and hot steel are lagging one month behind as these are based on data from national statistical offices, which become available after the deadline for the T&D Europe indices.

IMPORTANT
In April 2020, the December 2019 - March 2020 indices for GOES High Grade have been updated due to a change in the number of reporting organisations.

We have stopped publishing the **Aluminium and Copper indices** after December 2012, as information

TRANSFORMER COMMODITY INDICES

BASE APR-2017 = 100 [Goes Conv., Goes High Grade, Goes Super High Grade, Mineral Oil] [1] The number of reporting organisations has changed and a linking factor has been applied to the series.

If due to an insufficient number of respondents, we are not able to provide the High Grade indices		GOES CONV.	GOES HIGH GRADE	GOES SUPER HIGH GRADE	MIN. OIL	PAPER	COLD STEEL	HOT STEEL
2017	FEB					109.7	123.3	121.7
	MAR					109.5	123.8	124.3
	APR	100.000	100.000	100.000	100.000	109.500	121.800	123.200
	MAY	100.163	100.000	99.378	101.734	109.665	120.519	121.335
	JUN	100.235	98.979	99.412	101.080	109.673	119.865	120.967
	JUL	105.145	98.013	100.828	98.896	110.000	119.348	120.410
	AUG	106.172	97.843	99.390	98.620	110.000	120.707	122.027
	SEP	106.435	97.843	99.317	98.286	109.999	121.160	121.249
	OCT	107.814	96.028	99.326	95.043	110.222	121.249	121.389
	NOV	107.878	96.028	99.160	95.673	110.649	121.472	119.327
	DEC	109.272	96.028	100.098	96.045	110.759	121.194	121.212
2018	JAN	109.007	95.216	99.302	100.808	111.458	124.213	125.963
	FEB	110.347	97.141	98.774	101.875	111.890	125.712	128.463
	MAR	110.663	97.139	99.916	101.427	112.269	125.992	129.341
	APR	110.378	97.047	99.745	101.371	112.588	126.281	130.752
	MAY	110.115	97.047	99.705	102.369	112.918	127.249	131.036
	JUN	110.188	97.217	100.370	102.766	113.355	127.332	130.483
	JUL	111.646	98.734	99.968	108.084	113.517	127.625	131.227
	AUG	111.985	99.572	99.947	107.179	113.407	127.902	131.029
	SEP	111.325	99.234	99.853	107.373	113.459	128.167	131.381
	OCT	111.700	99.245	100.027	110.128	113.788	126.984	131.100
	NOV	112.119	99.245	100.212	110.257	114.280	125.242	128.790
	DEC	112.228	98.229	100.636	110.368	114.335	124.156	127.591
2019	JAN	110.143	98.269	99.205	110.660	114.947	122.791	126.203
	FEB	109.353	98.268	99.425	110.470	115.582	123.407	125.984
	MAR	108.991	98.406	99.146	110.334	115.525	125.242	127.719
	APR	109.069	98.439	99.396	104.816	115.733	123.038	126.157
	MAY	109.101	98.277	99.580	104.613	115.634	122.054	124.932
	JUN	110.869	98.612	99.070	104.345	115.381	122.647	125.062
	JUL	110.695	98.541	98.539	107.540	115.480	123.374	124.758
	AUG	111.183	98.541	99.284	106.875	115.436	123.933	127.046
	SEP	111.173	98.378	99.141	106.875	115.535	124.649	126.472
	OCT	110.630	96.123	99.192	105.139	115.326	122.725	123.153
	NOV	110.641	96.123	99.559	103.939	115.183	120.119	119.640
	DEC[1]	110.186	96.114	100.365	104.160	115.073	120.219	119.944
2020	JAN[1]	107.583	95.845	99.427	104.881	114.876	122.949	122.709
	FEB	106.867	96.344	99.121	104.871	114.876	125.992	125.496
	MAR	106.835	96.444	99.029	102.664	114.711	124.727	124.303
	APR[1]	107.421	97.126	99.033	100.799	115.304	121.819	121.982
	MAY	107.421	97.126	99.518	100.217	115.249	121.304	121.299
	JUN	107.431	97.126	99.039	98.019	114.996	119.805	118.740
	JUL	107.507	97.126	98.814	89.782	114.887	119.515	119.087
	AUG	107.507	97.126	99.855	85.894	114.832	120.488	120.399
	SEP	107.659	97.126	99.059	79.845	115.040	126.819	125.029
	OCT	106.857	96.406	98.549	82.089	115.194	129.359	129.172
	NOV	106.857	96.406	97.631	83.733	115.084	132.256	131.698
	DEC	106.857	96.406	97.978	84.342	115.557	139.907	139.473
2021	JAN	109.112	97.958	98.345	89.329	115.997	156.139	158.851
	FEB	109.210	97.958	98.814	89.819	116.415	164.808	169.088
	MAR	109.828	97.958	98.386	87.685	116.843	175.155	180.702
	APR	112.843	102.210	99.478	93.983	117.261	194.071	202.227
	MAY	114.176	104.566	101.028	99.100	119.064	204.531	219.761
	JUN	119.772	114.128	105.252	100.180	120.119	211.008	229.998
	JUL	147.077	138.935	131.229	104.761	121.702	231.937	249.137
	AUG	155.318	155.801	134.473	107.808	123.879	233.783	250.666
	SEP	156.294	157.508	134.718	108.279	126.198	235.651	251.891
	OCT	176.323	157.938	136.412	113.654	127.363	236.923	251.160
	NOV	176.790	159.050	137.769	115.418	130.013	240.331	251.160
	DEC	172.886	159.630	139.739	115.468	130.068	235.114	242.164
2022	JAN	182.828	168.341	154.287	127.012	132.882	229.342	237.296
	FEB	190.394	171.295	158.117	128.531	135.080	233.447	239.388
	MAR	196.117	182.895	167.738	129.686	136.597	253.460	264.741
	APR	213.674	n/a !!	175.313	150.547	140.082	284.278	303.616
	MAY	215.041	n/a !!	179.641	159.219	143.006	275.575	299.756
	JUN	223.517	n/a !!	181.771	160.401	144.117	256.670	272.354
	JUL	234.014	n/a !!	192.403	181.641			
	AUG							
	SEP							
	OCT							
	NOV							
	DEC							
2023	JAN							
	FEB							
	MAR							
	APR							
	MAY							
	JUN							
	JUL							
	AUG							
	SEP							
	OCT							
	NOV							
	DEC							

Mes de Entrega +

Septiembre/21
Octubre/21
Noviembre/21
Diciembre/21
Enero/22
Febrero/22

LME
An HKEX Company

LME monthly trading

Precios Vigentes a la Presentación de Ofertas.

Dec 2020

Prices - Dec 2020

Contract	Offical Cash Settlement Price				Official 3 Month Price			
	Average	Low	High	*M/M change %	Average	Low	High	*M/M change %
LME Aluminium	$2,017.90	$1,978.00	$2,051.50	4.4%	$2,028.90	$1,980.50	$2,062.00	4.3%
LME Aluminium Alloy	$1,866.14	$1,682.50	$1,930.00	16.1%	$1,842.90	$1,700.00	$1,893.00	13.2%
LME NASAAC	$1,934.12	$1,830.00	$2,000.00	10.1%	$1,949.12	$1,850.00	$2,019.50	9.5%
LME Copper	$7,755.24	$7,616.50	$7,964.00	9.8%	$7,771.50	$7,623.00	$7,984.50	9.8%
LME Lead	$2,018.60	$1,932.50	$2,100.00	5.4%	$2,028.62	$1,954.00	$2,103.50	5.1%
LME Nickel	$16,807.05	$15,850.00	$17,650.00	6.4%	$16,040.05	$0.00	$17,685.00	1.3%
LME Tin	$19,727.33	$18,850.00	$20,541.00	6.2%	$19,642.52	$18,831.00	$20,300.00	6.0%
LME Zinc	$2,782.36	$2,723.50	$2,841.50	4.2%	$2,809.14	$2,745.00	$2,870.00	4.7%
LME Cobalt	$31,890.71	$31,575.00	$32,000.00	-1.1%	$32,209.05	$32,000.00	$32,500.00	-1.3%

*centage change in average price from previous month

Warehouse stock movements (tonnes) - Dec 2020

Contract	Delivered In	Delivered Out	Net	Closing
LME Aluminium	92,500	120,100	-27,600	1,340,525
LME Aluminium Alloy	0	1,800	-1,800	3,340
LME NASAAC	0	2,420	-2,420	20,800
LME Copper	9,425	53,550	-44,125	105,800
LME Lead	25,925	5,450	20,475	133,175
LME Nickel	11,454	4,956	6,498	247,980
LME Tin	95	2,040	-1,945	1,860
LME Zinc	400	18,825	-18,425	202,075
LME Cobalt	0	0	0	451
TOTAL	139,799	209,141	-69,342	2,056,006

Monthly warehouse stock movements

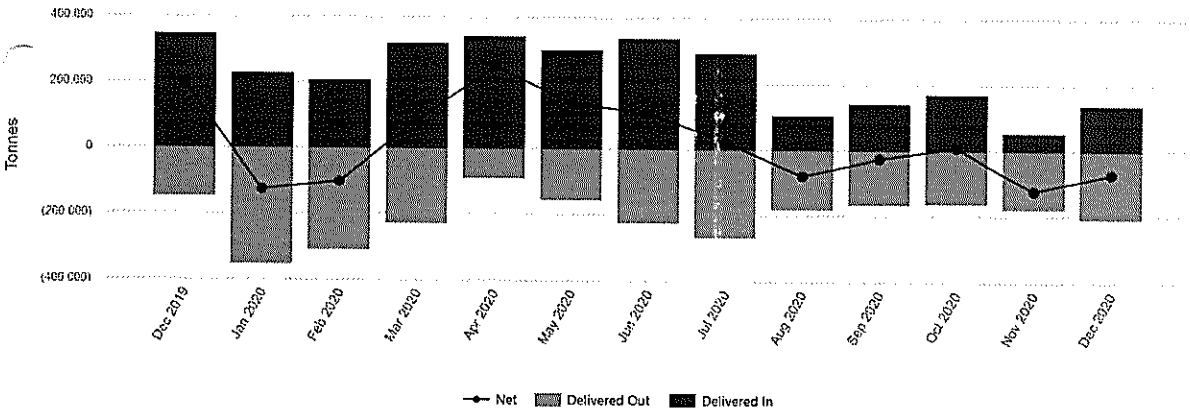

mes de entrega: Set/21

LME
An HKEX Company

LME monthly trading

Aug 2021

Prices - Aug 2021

Contract	Offical Cash Settlement Price				Official 3 Month Price			
	Average	Low	High	*M/M change %	Average	Low	High	*M/M change %
LME Aluminium	$2,610.64	$2,544.00	$2,714.00	4.8%	$2,601.83	$2,532.00	$2,696.00	3.9%
LME Aluminium Alloy	$2,246.93	$2,224.50	$2,270.00	0.5%	$2,245.24	$2,224.00	$2,270.00	1.0%
LME NASAAC	$2,368.29	$2,300.00	$2,450.00	-1.6%	$2,353.81	$2,275.00	$2,425.00	-1.3%
LME Copper	$9,357.19	$8,775.50	$9,737.00	-0.8%	$9,371.67	$8,783.50	$9,767.00	-1.0%
LME Lead	$2,428.52	$2,295.50	$2,504.00	3.9%	$2,319.95	$2,261.00	$2,407.00	-0.2%
LME Nickel	$19,160.43	$18,476.00	$19,725.00	1.8%	$19,159.62	$18,450.00	$19,713.00	1.8%
LME Tin	$35,252.62	$32,735.00	$36,594.00	3.1%	$34,351.67	$32,222.00	$35,844.00	4.1%
LME Zinc	$2,988.90	$2,939.50	$3,043.00	1.6%	$2,995.52	$2,932.50	$3,047.50	1.3%
LME Cobalt	$51,729.52	$50,090.00	$52,405.00	0.3%	$51,941.19	$50,430.00	$52,500.00	0.7%

* entage change in average price from previous month

Warehouse stock movements (tonnes) - Aug 2021

Contract	Delivered In	Delivered Out	Net	Closing
LME Aluminium	112,325	154,050	-41,725	1,336,850
LME Aluminium Alloy	0	0	0	1,820
LME NASAAC	460	1,240	-780	9,340
LME Copper	19,550	8,975	10,575	252,725
LME Lead	1,400	8,900	-7,500	52,250
LME Nickel	3,972	24,636	-20,664	192,456
LME Tin	480	1,375	-895	1,395
LME Zinc	27,675	36,275	-8,600	236,425
LME Cobalt	0	0	0	286
TOTAL	165,862	235,451	-69,589	2,083,547

Monthly warehouse stock movements

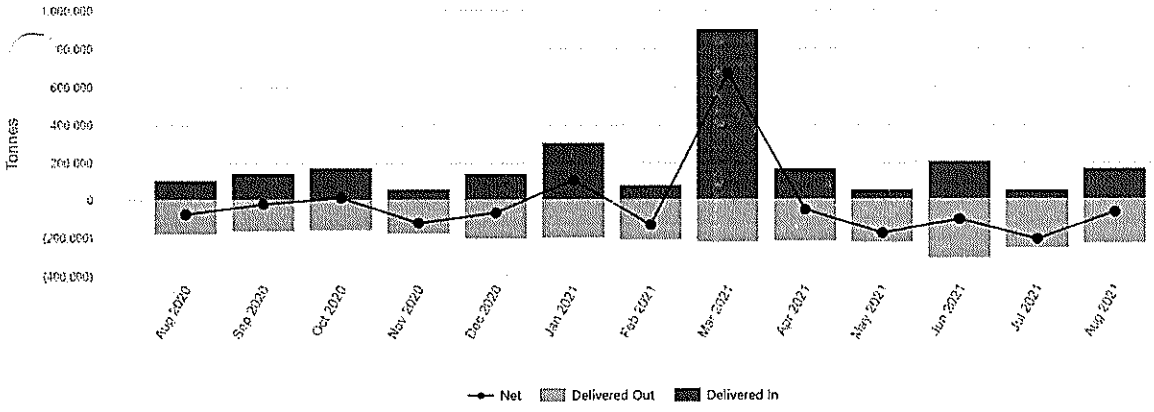

Mes de entrega : OCT/21.

LME
An HKEX Company

LME monthly trading

Sep 2021

Prices - Sep 2021

Contract	Offical Cash Settlement Price				Official 3 Month Price			
	Average	Low	High	*M/M change %	Average	Low	High	*M/M change %
LME Aluminium	$2,839.68	$2,667.50	$2,950.00	8.8%	$2,852.86	$2,664.50	$2,951.00	9.6%
LME Aluminium Alloy	$2,471.32	$2,270.00	$3,010.00	10.0%	$2,454.09	$2,270.00	$3,010.00	9.3%
LME NASAAC	$2,437.00	$2,325.00	$2,562.00	2.9%	$2,426.68	$2,300.00	$2,550.00	3.1%
LME Copper	$9,324.07	$9,041.00	$9,627.00	-0.4%	$9,329.70	$9,021.00	$9,640.00	-0.4%
LME Lead	$2,257.25	$2,114.00	$2,400.00	-7.1%	$2,220.45	$2,088.00	$2,325.00	-4.3%
LME Nickel	$19,398.41	$18,180.00	$20,375.00	1.2%	$19,364.32	$18,125.00	$20,375.00	1.1%
LME Tin	$35,048.23	$32,850.00	$37,600.00	-0.6%	$34,108.68	$32,450.00	$36,050.00	-0.7%
LME Zinc	$3,042.02	$2,977.50	$3,110.00	1.8%	$3,053.48	$2,993.50	$3,122.00	1.9%
LME Cobalt	$51,712.27	$50,480.00	$52,990.00	0.0%	$52,089.09	$50,840.00	$53,380.00	0.3%

* ntage change in average price from previous month

Warehouse stock movements (tonnes) - Sep 2021

Contract	Delivered In	Delivered Out	Net	Closing
LME Aluminium	79,450	186,600	-107,150	1,229,700
LME Aluminium Alloy	0	0	0	1,820
LME NASAAC	120	960	-840	8,500
LME Copper	44,100	79,650	-35,550	217,175
LME Lead	2,375	3,625	-1,250	51,000
LME Nickel	948	37,170	-36,222	156,234
LME Tin	550	710	-160	1,235
LME Zinc	4,875	35,550	-30,675	205,750
LME Cobalt	0	6	-6	280
TOTAL	132,418	344,271	-211,853	1,871,694

Monthly warehouse stock movements

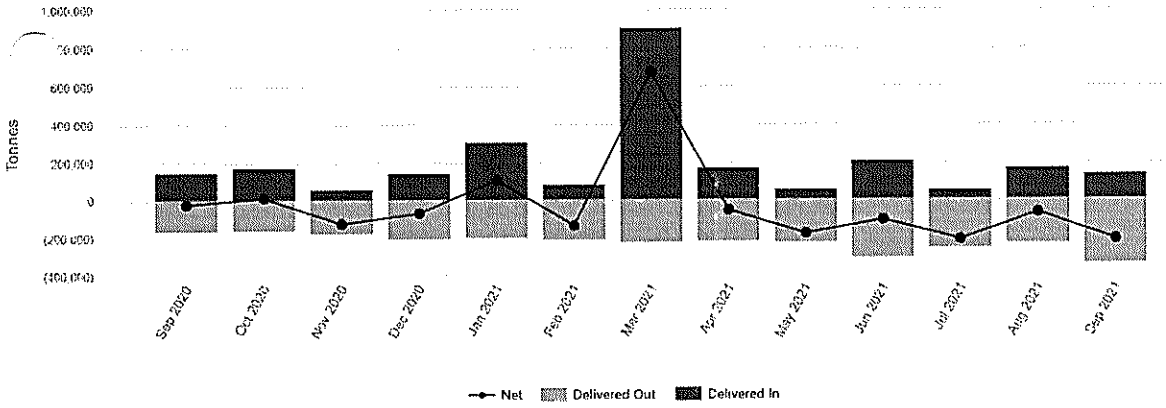

Entrega Noviembre

LME
An HKEX Company

LME monthly trading

Oct 2021

Prices - Oct 2021

Contract	Offical Cash Settlement Price				Official 3 Month Price			
	Average	Low	High	*M/M change %	Average	Low	High	*M/M change %
LME Aluminium	$2,955.17	$2,695.00	$3,180.00	4.1%	$2,970.00	$2,695.00	$3,200.00	4.1%
LME Aluminium Alloy	$2,695.62	$2,517.00	$2,882.00	9.1%	$2,673.81	$2,500.00	$2,860.00	9.0%
LME NASAAC	$2,705.57	$2,478.00	$2,881.00	11.0%	$2,719.05	$2,480.00	$2,900.00	12.0%
LME Copper	$9,778.50	$9,091.50	$10,652.00	4.9%	$9,635.64	$9,082.50	$10,275.00	3.3%
LME Lead	$2,339.45	$2,155.00	$2,485.00	3.6%	$2,295.10	$2,126.00	$2,436.00	3.4%
LME Nickel	$19,420.24	$17,800.00	$20,530.00	0.1%	$19,362.62	$17,810.00	$20,475.00	0.0%
LME Tin	$37,962.38	$35,600.00	$39,650.00	8.3%	$36,566.67	$34,000.00	$38,350.00	7.2%
LME Zinc	$3,370.14	$2,999.00	$3,815.00	10.8%	$3,341.57	$3,008.00	$3,757.00	9.4%
LME Cobalt	$54,878.33	$52,950.00	$56,260.00	6.1%	$55,273.57	$53,380.00	$56,545.00	6.1%

* ntage change in average price from previous month

Warehouse stock movements (tonnes) - Oct 2021

Contract	Delivered In	Delivered Out	Net	Closing
LME Aluminium	10,850	205,025	-194,175	1,035,525
LME Aluminium Alloy	0	0	0	1,820
LME NASAAC	880	500	380	8,880
LME Copper	34,275	120,150	-85,875	131,300
LME Lead	10,075	6,075	4,000	55,000
LME Nickel	8,052	21,846	-13,794	142,440
LME Tin	465	1,030	-565	670
LME Zinc	22,275	31,225	-8,950	196,800
LME Cobalt	0	9	-9	271
TOTAL	86,872	385,860	-298,988	1,572,706

Monthly warehouse stock movements

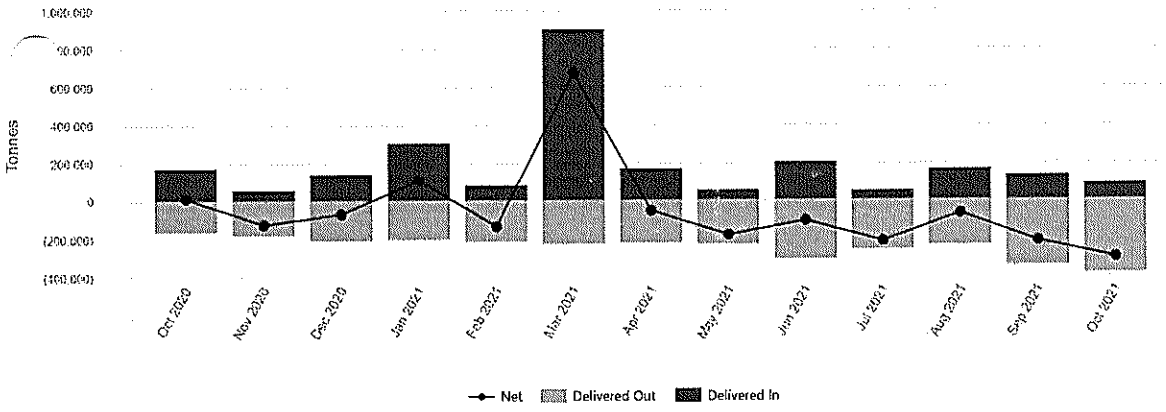

Mes Diciembre

LME
An HKEX Company

LME monthly trading

Nov 2021

Prices - Nov 2021

Contract	Offical Cash Settlement Price				Official 3 Month Price			
	Average	Low	High	*M/M change %	Average	Low	High	*M/M change %
LME Aluminium	$2,641.41	$2,490.50	$2,740.50	-10.6%	$2,646.84	$2,522.00	$2,735.00	-10.9%
LME Aluminium Alloy	$2,470.32	$2,405.00	$2,615.00	-8.4%	$2,460.00	$2,400.00	$2,610.00	-8.0%
LME NASAAC	$2,647.75	$2,505.00	$2,770.00	-2.1%	$2,674.75	$2,529.00	$2,786.00	-1.6%
LME Copper	$9,765.48	$9,450.00	$10,002.00	-0.1%	$9,595.95	$9,410.00	$9,895.00	-0.4%
LME Lead	$2,347.57	$2,230.00	$2,440.00	0.3%	$2,318.16	$2,222.00	$2,390.00	1.0%
LME Nickel	$19,964.32	$19,270.00	$21,135.00	2.8%	$19,836.14	$19,200.00	$21,050.00	2.4%
LME Tin	$39,332.73	$38,300.00	$41,000.00	3.6%	$38,042.05	$36,600.00	$39,755.00	4.0%
LME Zinc	$3,317.30	$3,202.00	$3,432.00	-1.6%	$3,262.41	$3,161.00	$3,351.00	-2.4%
LME Cobalt	$60,150.23	$56,240.00	$64,190.00	9.6%	$60,450.23	$56,545.00	$64,500.00	9.4%

entage change in average price from previous month

Warehouse stock movements (tonnes) - Nov 2021

Contract	Delivered In	Delivered Out	Net	Closing
LME Aluminium	7,800	149,550	-141,750	893,775
LME Aluminium Alloy	0	0	0	1,820
LME NASAAC	380	380	0	8,880
LME Copper	40,650	93,325	-52,675	78,625
LME Lead	6,775	5,000	1,775	56,775
LME Nickel	2,544	30,870	-28,326	114,114
LME Tin	825	210	615	1,285
LME Zinc	575	40,225	-39,650	157,150
LME Cobalt	0	0	0	271
TOTAL	59,549	319,560	-260,011	1,312,695

Monthly warehouse stock movements

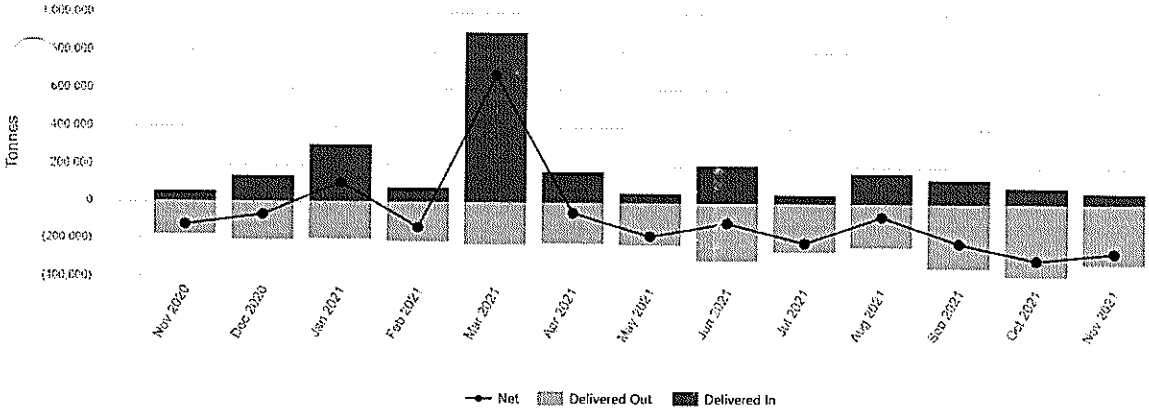

Mes Entrega Enero 2022

LME
An HKEX Company

LME monthly trading

Dec 2021

Prices - Dec 2021

Contract	Offical Cash Settlement Price				Official 3 Month Price			
	Average	Low	High	*M/M change %	Average	Low	High	*M/M change %
LME Aluminium	$2,695.36	$2,597.00	$2,848.00	2.0%	$2,694.05	$2,586.00	$2,841.50	1.8%
LME Aluminium Alloy	$2,316.57	$2,150.00	$2,454.00	-6.2%	$2,318.33	$2,152.00	$2,450.00	-5.8%
LME NASAAC	$2,592.95	$2,480.00	$2,700.00	-2.1%	$2,607.90	$2,494.00	$2,690.00	-2.5%
LME Copper	$9,550.31	$9,290.00	$9,715.00	-2.2%	$9,524.67	$9,285.00	$9,682.00	-0.7%
LME Lead	$2,304.79	$2,228.00	$2,355.00	-1.8%	$2,278.67	$2,214.50	$2,318.00	-1.7%
LME Nickel	$20,070.24	$19,330.00	$20,925.00	0.5%	$19,933.57	$19,245.00	$20,750.00	0.5%
LME Tin	$39,573.81	$38,700.00	$40,200.00	0.6%	$38,956.19	$38,200.00	$39,550.00	2.4%
LME Zinc	$3,407.88	$3,224.50	$3,630.00	2.7%	$3,355.62	$3,142.00	$3,539.00	2.9%
LME Cobalt	$69,175.24	$65,495.00	$70,210.00	15.0%	$69,477.38	$65,800.00	$70,500.00	14.9%

* entage change in average price from previous month

Warehouse stock movements (tonnes) - Dec 2021

Contract	Delivered In	Delivered Out	Net	Closing
LME Aluminium	154,125	113,525	40,600	934,375
LME Aluminium Alloy	240	0	240	2,060
LME NASAAC	180	180	0	8,880
LME Copper	24,675	14,575	10,100	88,725
LME Lead	1,100	3,500	-2,400	54,375
LME Nickel	2,754	15,612	-12,858	101,256
LME Tin	900	140	760	2,045
LME Zinc	61,475	19,300	42,175	199,325
LME Cobalt	0	15	-15	256
TOTAL	245,449	166,847	78,602	1,391,297

Monthly warehouse stock movements

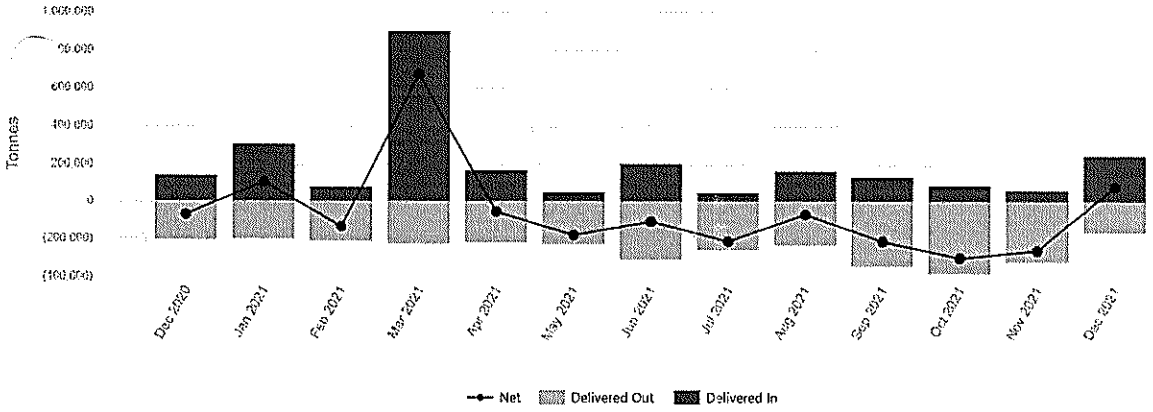

Entrega Febrero 2022

LME
An HKEX Company

LME monthly trading

Jan 2022

Prices - Jan 2022

Contract	Offical Cash Settlement Price				Official 3 Month Price			
	Average	Low	High	*M/M change %	Average	Low	High	*M/M change %
LME Aluminium	$3,003.08	$2,815.50	$3,110.00	11.4%	$3,000.08	$2,823.00	$3,096.00	11.4%
LME Aluminium Alloy	$2,354.30	$2,208.00	$2,500.00	1.6%	$2,355.00	$2,210.00	$2,505.00	1.6%
LME NASAAC	$2,813.10	$2,690.00	$2,875.00	8.5%	$2,798.45	$2,680.00	$2,862.00	7.3%
LME Copper	$9,775.93	$9,565.00	$9,972.00	2.4%	$9,748.40	$9,539.00	$9,965.00	2.3%
LME Lead	$2,342.70	$2,289.00	$2,393.50	1.6%	$2,328.40	$2,275.00	$2,383.00	2.2%
LME Nickel	$22,326.00	$20,480.00	$24,000.00	11.2%	$22,017.25	$20,360.00	$23,720.00	10.5%
LME Tin	$41,807.00	$39,400.00	$44,195.00	5.6%	$41,344.25	$38,700.00	$43,600.00	6.1%
LME Zinc	$3,609.95	$3,535.00	$3,686.00	5.9%	$3,579.85	$3,517.00	$3,645.00	6.7%
LME Cobalt	$70,452.25	$70,150.00	$71,700.00	1.8%	$70,775.00	$70,500.00	$72,000.00	1.9%

entage change in average price from previous month

Warehouse stock movements (tonnes) - Jan 2022

Contract	Delivered In	Delivered Out	Net	Closing
LME Aluminium	10,800	156,750	-145,950	788,425
LME Aluminium Alloy	40	0	40	2,100
LME NASAAC	540	840	-300	8,580
LME Copper	21,300	23,525	-2,225	86,500
LME Lead	500	2,400	-1,900	52,475
LME Nickel	1,476	13,368	-11,892	89,364
LME Tin	590	245	345	2,390
LME Zinc	1,575	46,050	-44,475	154,850
LME Cobalt	10	10	0	256
TOTAL	36,831	243,188	-206,357	1,184,940

Monthly warehouse stock movements

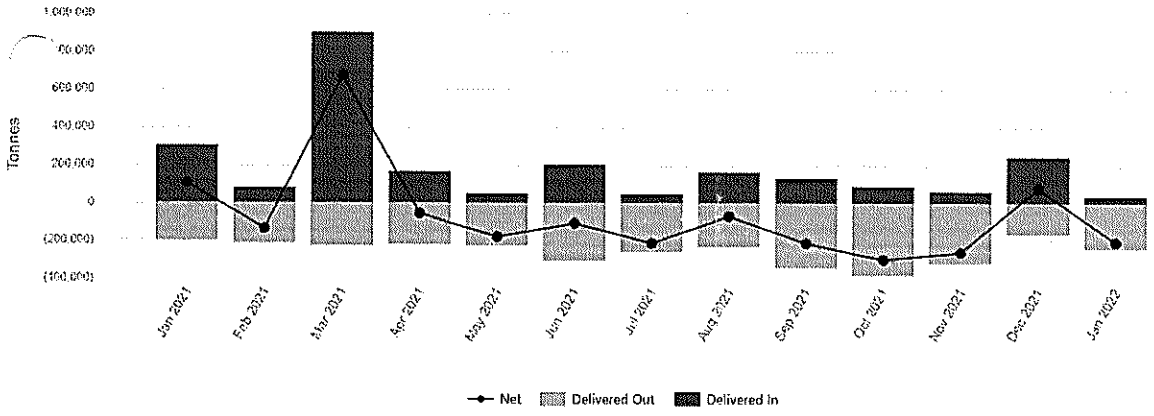

LME
An HKEX Company

LME monthly trading

Feb 2022

Prices - Feb 2022

Contract	Offical Cash Settlement Price				Official 3 Month Price			
	Average	Low	High	*M/M change %	Average	Low	High	*M/M change %
LME Aluminium	$3,260.83	$3,043.00	$3,519.00	3.1%	$3,224.18	$3,028.00	$3,447.00	2.0%
LME Aluminium Alloy	$2,608.80	$2,495.00	$2,702.00	10.8%	$2,618.25	$2,505.00	$2,710.00	11.2%
LME NASAAC	$2,834.95	$2,730.00	$2,901.00	0.8%	$2,844.90	$2,720.00	$2,929.00	1.7%
LME Copper	$9,941.35	$9,701.00	$10,220.50	1.7%	$9,895.20	$9,661.00	$10,181.00	1.5%
LME Lead	$2,299.90	$2,199.00	$2,402.00	-1.8%	$2,290.58	$2,192.00	$2,393.00	-6.7%
LME Nickel	$24,178.00	$23,225.00	$26,105.00	8.3%	$23,735.50	$22,750.00	$25,650.00	7.8%
LME Tin	$44,117.75	$43,250.00	$45,795.00	5.5%	$43,819.50	$42,855.00	$45,325.00	6.0%
LME Zinc	$3,644.23	$3,600.00	$3,738.00	0.9%	$3,628.55	$3,574.00	$3,730.00	1.4%
LME Cobalt	$71,537.75	$70,705.00	$73,720.00	1.5%	$71,821.50	$71,000.00	$74,000.00	1.5%

entage change in average price from previous month

Warehouse stock movements (tonnes) - Feb 2022

Contract	Delivered In	Delivered Out	Net	Closing
LME Aluminium	167,775	141,925	25,850	814,275
LME Aluminium Alloy	0	0	0	2,100
LME NASAAC	100	640	-540	8,040
LME Copper	18,675	32,300	-13,625	72,875
LME Lead	300	8,475	-8,175	44,300
LME Nickel	1,266	11,106	-9,840	79,524
LME Tin	300	445	-145	2,245
LME Zinc	1,250	12,200	-10,950	143,900
LME Cobalt	4	12	-8	248
TOTAL	189,670	207,103	-17,433	1,167,507
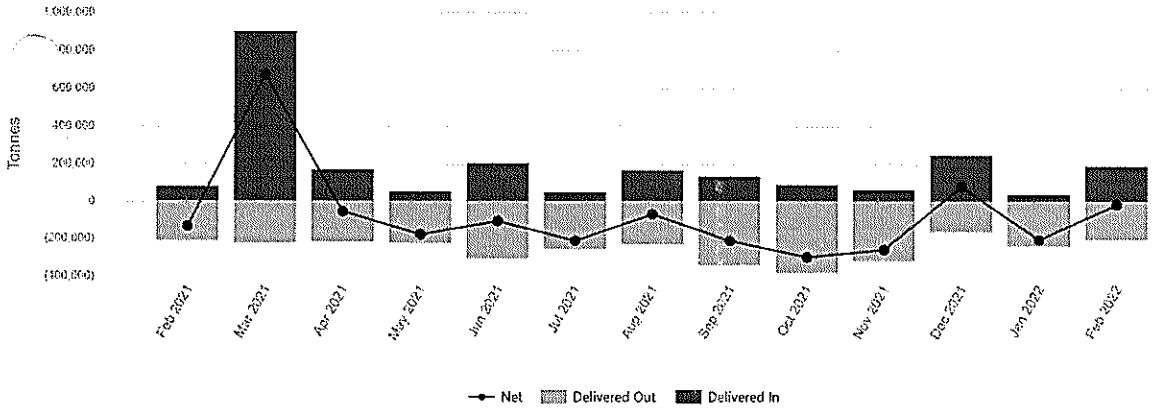
Monthly warehouse stock movements