LME
An HKEX Company

LME monthly trading

Aug 2020

Prices - Aug 2020

Contract	Offical Cash Settlement Price				Official 3 Month Price			
	Average	Low	High	*M/M change %	Average	Low	High	*M/M change %
LME Aluminium	$1,733.90	$1,679.50	$1,762.00	5.8%	$1,771.55	$1,718.50	$1,797.50	5.9%
LME Aluminium Alloy	$1,319.00	$1,295.00	$1,343.00	5.5%	$1,337.78	$1,316.50	$1,360.00	6.9%
LME NASAAC	$1,363.88	$1,310.00	$1,397.50	7.8%	$1,380.03	$1,315.00	$1,425.00	8.8%
LME Copper	$6,496.70	$6,342.50	$6,728.00	2.2%	$6,485.85	$6,334.00	$6,702.00	2.2%
LME Lead	$1,935.20	$1,834.00	$1,994.00	6.8%	$1,954.35	$1,852.50	$2,014.50	6.9%
LME Nickel	$14,486.85	$13,683.00	$15,414.00	8.6%	$14,535.05	$13,734.00	$15,442.00	8.6%
LME Tin	$17,671.90	$17,170.00	$17,960.00	1.3%	$17,649.25	$17,205.00	$17,932.00	1.6%
LME Zinc	$2,406.83	$2,286.00	$2,529.50	11.3%	$2,426.23	$2,297.50	$2,554.50	11.7%
LME Cobalt	$32,905.00	$30,200.00	$33,100.00	15.2%	$33,065.00	$30,500.00	$33,200.00	15.7%

* Percentage change in average price from previous month

house stock movements (tonnes) - Aug 2020

Contract	Delivered In	Delivered Out	Net	Closing
LME Aluminium	20,075	102,025	-81,950	1,550,225
LME Aluminium Alloy	580	0	580	6,120
LME NASAAC	40	780	-740	28,200
LME Copper	19,850	58,275	-38,425	88,250
LME Lead	9,325	2,575	6,750	124,900
LME Nickel	6,048	2,592	3,456	238,722
LME Tin	1,930	565	1,365	5,240
LME Zinc	47,150	15,000	32,150	220,125
LME Cobalt	0	140	-140	455
TOTAL	104,998	181,952	-76,954	2,262,237

Monthly warehouse stock movements

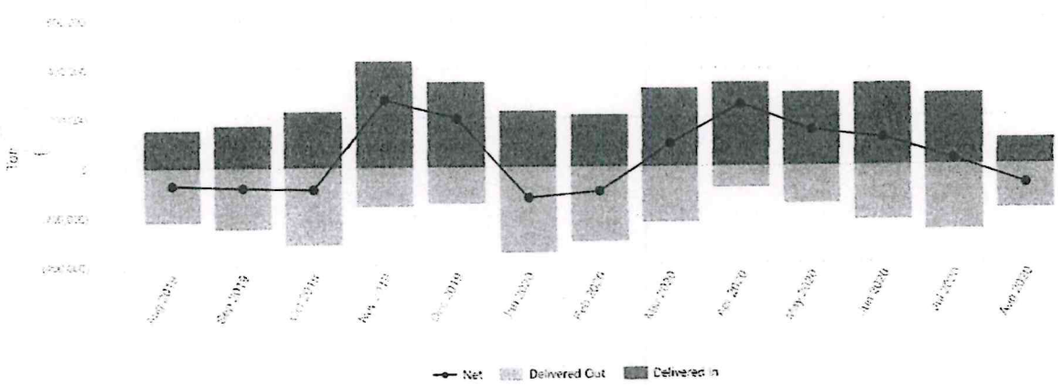

LME
An HKEX Company

LME monthly trading

Sep 2020

Prices - Sep 2020

Contract	Offical Cash Settlement Price				Official 3 Month Price			
	Average	Low	High	*M/M change %	Average	Low	High	*M/M change %
LME Aluminium	$1,745.34	$1,697.00	$1,781.50	0.7%	$1,783.32	$1,735.00	$1,818.00	0.7%
LME Aluminium Alloy	$1,472.86	$1,400.50	$1,578.00	11.7%	$1,494.84	$1,440.00	$1,600.00	11.7%
LME NASAAC	$1,443.64	$1,395.50	$1,500.00	5.8%	$1,463.98	$1,430.00	$1,519.50	6.1%
LME Copper	$6,712.41	$6,529.00	$6,837.00	3.3%	$6,695.43	$6,523.00	$6,804.50	3.2%
LME Lead	$1,881.36	$1,801.00	$1,984.00	-2.8%	$1,906.93	$1,821.50	$2,009.50	-2.4%
LME Nickel	$14,866.27	$14,179.00	$15,660.00	2.6%	$14,907.18	$14,220.00	$15,697.00	2.6%
LME Tin	$17,945.95	$17,080.00	$18,420.00	1.6%	$17,961.82	$17,136.00	$18,379.00	1.8%
LME Zinc	$2,450.50	$2,365.00	$2,554.00	1.8%	$2,471.50	$2,379.50	$2,577.50	1.9%
LME Cobalt	$33,481.59	$32,985.00	$34,000.00	1.8%	$33,701.82	$33,200.00	$34,215.00	1.9%

rcentage change in average price from previous month

Warehouse stock movements (tonnes) - Sep 2020

Contract	Delivered In	Delivered Out	Net	Closing
LME Aluminium	0	99,275	-99,275	1,450,950
LME Aluminium Alloy	0	340	-340	5,780
LME NASAAC	20	1,120	-1,100	27,100
LME Copper	115,000	40,125	74,875	163,125
LME Lead	21,275	9,175	12,100	137,000
LME Nickel	3,780	6,354	-2,574	236,148
LME Tin	1,180	870	310	5,550
LME Zinc	2,100	9,650	-7,550	212,575
LME Cobalt	0	4	-4	451
TOTAL	143,355	166,913	-23,558	2,238,679

Monthly warehouse stock movements

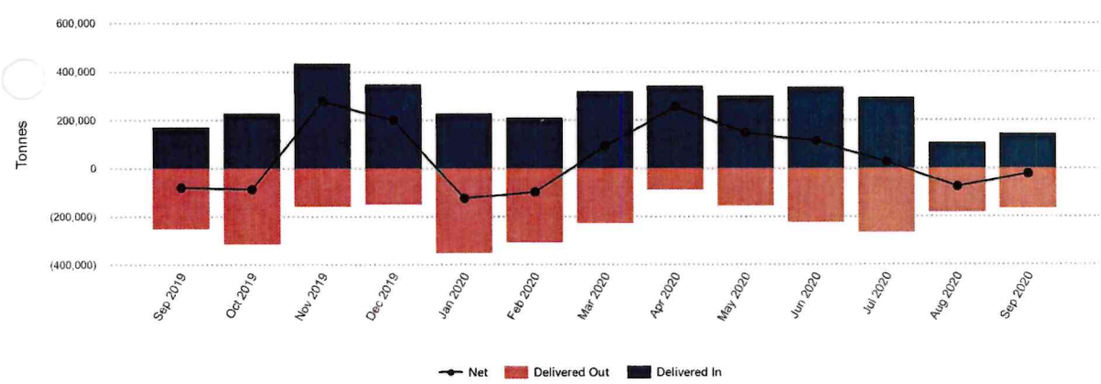

Ing. Aníbal Ovelar
Ingeniero Electromecánico
Reg. - ANDE 6.007 Cat. "A"

LME
An HKEX Company

LME monthly trading

Jun 2022

Prices - Jun 2022

Contract	Offical Cash Settlement Price				Official 3 Month Price			
	Average	Low	High	*M/M change %	Average	Low	High	*M/M change %
LME Aluminium	$2,562.93	$2,397.00	$2,765.50	-9.0%	$2,585.03	$2,421.00	$2,798.00	-9.4%
LME Aluminium Alloy	$1,801.00	$1,650.00	$1,960.00	-8.1%	$1,801.00	$1,650.00	$1,960.00	-8.1%
LME NASAAC	$2,532.70	$2,409.00	$2,893.00	-12.7%	$2,521.90	$2,397.00	$2,893.00	-12.8%
LME Copper	$9,033.13	$8,245.00	$9,712.00	-3.5%	$9,035.93	$8,245.00	$9,720.00	-3.5%
LME Lead	$2,067.38	$1,896.00	$2,225.00	-3.6%	$2,074.10	$1,901.00	$2,234.00	-3.6%
LME Nickel	$25,837.50	$22,900.00	$29,400.00	-7.6%	$25,914.00	$22,850.00	$29,450.00	-7.5%
LME Tin	$31,776.75	$25,050.00	$37,200.00	-11.6%	$31,459.25	$24,325.00	$36,900.00	-11.7%
LME Zinc	$3,643.95	$3,251.50	$3,913.00	-3.1%	$3,584.38	$3,232.00	$3,895.00	-4.2%
Cobalt	$72,077.75	$70,000.00	$73,625.00	-7.1%	$72,496.75	$70,460.00	$74,000.00	-6.9%

* Percentage change in average price from previous month

Warehouse stock movements (tonnes) - Jun 2022

Contract	Delivered In	Delivered Out	Net	Closing
LME Aluminium	3,975	88,175	-84,200	369,675
LME Aluminium Alloy	20	140	-120	2,040
LME NASAAC	300	580	-280	4,980
LME Copper	33,600	52,700	-19,100	126,850
LME Lead	1,700	1,000	700	39,500
LME Nickel	996	5,970	-4,974	66,498
LME Tin	1,045	420	625	3,560
LME Zinc	27,200	27,975	-775	82,800
LME Cobalt	0	1	-1	206
TOTAL	68,836	176,961	-108,125	696,109

Monthly warehouse stock movements

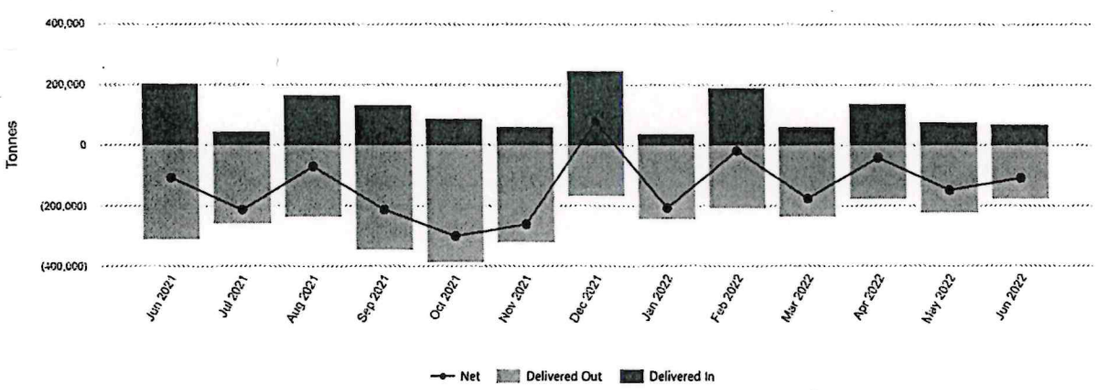

Ing. Gustavo Etcheverry
DR/UA / ANDE

LME
An HKEX Company

LME Monthly Trading

Jul-22

Prices - Jul-22

Contract	Official Cash Settlement Price				Official 3 Month Price			
	Average	Low	High	*M/M Change %	Average	Low	High	*M/M Change %
LME Aluminium	$2,401.57	$2,320.50	$2,460.00	-6.3%	$2,407.93	$2,336.00	$2,457.50	-6.9%
LME Aluminium Alloy	$1,660.48	$1,450.00	$1,760.00	-7.8%	$1,660.48	$1,450.00	$1,760.00	-7.8%
LME NASAAC	$2,326.38	$2,200.00	$2,411.00	-8.1%	$2,325.76	$2,200.00	$2,400.00	-7.8%
LME Copper	$7,529.79	$7,000.00	$8,036.00	-16.6%	$7,547.71	$7,005.00	$8,045.00	-16.5%
LME Lead	$1,976.26	$1,891.00	$2,032.00	-4.4%	$1,967.12	$1,874.50	$2,024.00	-5.2%
LME Nickel	$21,483.33	$19,100.00	$22,685.00	-16.9%	$21,503.81	$19,050.00	$22,750.00	-17.0%
LME Tin	$25,173.10	$23,600.00	$27,195.00	-20.8%	$24,816.43	$23,350.00	$26,705.00	-21.1%
LME Zinc	$3,097.21	$2,921.00	$3,351.00	-15.0%	$3,023.79	$2,858.00	$3,262.00	-15.6%
LME Cobalt	$56,190.00	$50,000.00	$70,015.00	-22.0%	$56,644.29	$50,460.00	$70,460.00	-21.9%

* Percentage change in average price from previous month

Warehouse stock movements (tonnes) - Jul-22

Contract	Delivered In	Delivered Out	Net	Closing
LME Aluminium	500	- 82,050	- 81,550	288,125
LME Aluminium Alloy	80	-	80	2,120
LME NASAAC	1,500	- 960	540	5,520
LME Copper	27,550	- 23,125	4,425	131,275
LME Lead	1,000	- 1,625	- 625	38,875
LME Nickel	1,224	- 9,744	- 8,520	57,978
LME Tin	750	- 455	295	3,855
LME Zinc	6,350	- 19,425	- 13,075	69,725
LME Cobalt	-	- 10	- 10	196
Total	38,954	- 137,394	- 98,440	597,669

Monthly Warehouse Stock Movements

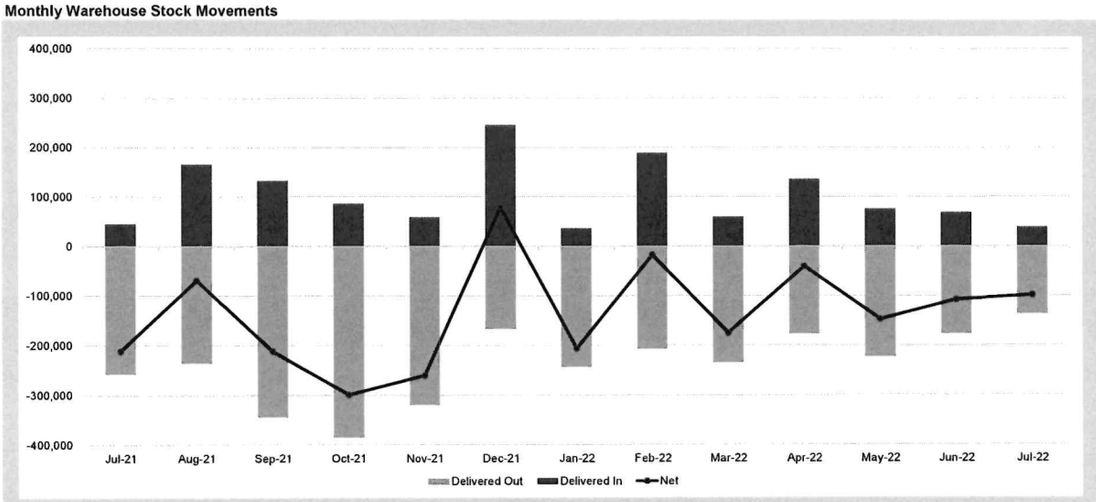

© The London Metal Exchange - An HKEX Company. 10 Finsbury Square, London EC2A 1AJ
The information contained within this presentation is for illustrative and educational purposes only and should not be relied upon in making any investment decision. The past performance of any commodity, derivative or other product referred to in the presentation cannot be relied upon as a guide to its future performance. Whilst every effort has been made to ensure the information is up-to-date and correct, the LME cannot guarantee that it is completely accurate and free from human error. The information is published "as is" without any warranty of any kind, express or implied, as to accuracy of the information and the LME shall not be liable for any losses or damage that mayresult from use of the presentation as a consequence of any inaccuracies in, or any omissions from, the information which it may contain. The information may not be reproduced, distributed or transmitted to any other person or incorporated in any way into another publication or other material.