ADMINISTRACIÓN NACIONAL DE ELECTRICIDAD

ACTA DE LIBERACIÓN DE EMBARQUE

A los 30 días del mes de noviembre del año 2023, en la Ciudad de Asunción, República del Paraguay, en la oficina D15 del Área de Inspección de Materiales y Equipos (DO/AIM), el Ing. Víctor Ruiz Díaz, suscribe el presente Acta de Embarque, en base a los **resultados satisfactorios**, de la evaluación realizada, a los protocolos de ensayos, presentados por la empresa **ELECTROPAR S.A proveedor del Consorcio IBCC,** a esta Unidad DO/AIM, mediante el **Expediente N° 1000054732** cuya fecha de Ingreso en mesa de entrada de la ANDE es el **24/11/2023.**

La evaluación de dichos protocolos ha sido realizada por el Ing. Victor Ruiz Diaz, entre las fechas 29 y 29/11/2023.

El Informe de inspección **N° RE-038/2023, de fecha 21/11/2023**, fue confeccionado por el **Inspector CQ Lucas Tomeli y aprobado por Rodrigo M. Lacerda Chief de Calidad e ingeniería de Procesos,** del Área de ensayos de la Fábrica Nexans Brasil – en su Planta de Rio de Janeiro.

Luego de efectuadas las evaluaciones, correspondientes a los protocolos de Ensayos, exigidas en las EE.TT. 03.24.35 – Rev. 6, perteneciente al **Contrato N° 8752/2022 de la LPI 1551/2022**, Fase II, **Lote 1**, suscrito entre la ANDE y el Consorcio IBCC, y **siendo que todos los resultados de los ensayos y pruebas asentados en los protocolos, son satisfactorios**, se acepta la provisión de los materiales, **los cuales quedan liberados para su embarque** y cuyo listado se adjunta,

Obs: Los resultados de los ensayos y pruebas, asentados en los protocolos presentados, y evaluados por esta unidad (DO/AIM), son de exclusiva responsabilidad del Departamento de Control de Calidad de la Fábrica Nexans Brasil. Esta unidad (DO/AIM) se limitó a juzgar los mismos.

El material inspeccionado en esta evaluación, consiste en:

- **47 (Cuarenta y siete)** carretes de cable protegido de **70 mm^2 XLPE** de Aluminio marca Nexans, totalizando **104.458 m**, provisión del ítem 2 del contrato mencionado.

Por la ANDE

Ing. Víctor Ruiz Díaz
DO/AIM

ADMINISTRACIÓN NACIONAL DE ELECTRICIDAD

ACTA DE LIBERACIÓN DE EMBARQUE

A los 06 días del mes de Octubre del año 2023, en la Ciudad de Asunción, República del Paraguay, en la oficina D15 del Área de Inspección de Materiales y Equipos (DO/AIM), el Ing. Víctor Ruiz Díaz, suscribe el presente Acta de Embarque, en base a los **resultados satisfactorios**, de la evaluación realizada, a los protocolos de ensayos, presentados por la empresa **ELECTROPAR S.A proveedor del Consorcio IBCC,** a esta Unidad DO/AIM, mediante el **Expediente N° 1000050570** cuya fecha de Ingreso en mesa de entrada de la ANDE es el **04/10/2023.**

La evaluación de dichos protocolos ha sido realizada por el Ing. Victor Ruiz Diaz, entre las fechas 04 y 06/10/2023.

El Informe de inspección **N° RE-035/2023, de fecha 28/09/2023**, fue confeccionado por el **Inspector CQ Lucas Tomeli y aprobado por Rodrigo M. Lacerda Chief de Calidad e ingeniería de Procesos,** del Área de ensayos de la Fábrica Nexans Brasil – en su Planta de Rio de Janeiro.

Luego de efectuadas las evaluaciones, correspondientes a los protocolos de Ensayos, exigidas en las EE.TT. 03.24.35 – Rev. 6, perteneciente al **Contrato N° 8752/2022 de la LPI 1551/2022**, Fase II, **Lote 1**, suscrito entre la ANDE y el Consorcio IBCC, y **siendo que todos los resultados de los ensayos y pruebas asentados en los protocolos, son satisfactorios**, se acepta la provisión de los materiales, **los cuales quedan liberados para su embarque** y cuyo listado se adjunta,

Obs: Los resultados de los ensayos y pruebas, asentados en los protocolos presentados, y evaluados por esta unidad (DO/AIM), son de exclusiva responsabilidad del Departamento de Control de Calidad de la Fábrica Nexans Brasil. Esta unidad (DO/AIM) se limitó a juzgar los mismos.

El material inspeccionado en esta evaluación, consiste en:

- **19 (Diez y nueve)** carretes de cable protegido de **70 mm^2 XLPE** de Aluminio marca Nexans, totalizando **42.170 m**, provisión del ítem 2 del contrato mencionado.

Por la ANDE

Ing. Víctor Ruiz Díaz
DO/AIM

ADMINISTRACIÓN NACIONAL DE ELECTRICIDAD

ACTA DE LIBERACIÓN DE EMBARQUE

A los 26 días del mes de setiembre del año 2023, en la Ciudad de Asunción, República del Paraguay, en la oficina D15 del Área de Inspección de Materiales y Equipos (DO/AIM), el Ing. Víctor Ruiz Díaz, suscribe el presente Acta de Embarque, en base a los **resultados satisfactorios**, de la evaluación realizada, a los protocolos de ensayos, presentados por la empresa **ELECTROPAR S.A proveedor del Consorcio IBCC,** a esta Unidad DO/AIM, mediante el **Expediente N° 1000048545** cuya fecha de Ingreso en mesa de entrada de la ANDE es **06/09/2023.**

La evaluación de dichos protocolos ha sido realizada por el Ing. Victor Ruiz Diaz, entre las fechas 18 al 25/09/2023.

Los Informes de inspección **N° RE-033 de cables protegidos de 185 mm2 y RE-034/2023 de cables protegidos de 185 mm2, ambos de fecha 28/08/2023**, fueron confeccionados por el **Inspector CQ Lucas Tomeli y aprobado por Rodrigo M. Lacerda Chief de Calidad e ingeniería de Procesos,** del Área de ensayos de la Fábrica Nexans Brasil – en su Planta de Rio de Janeiro.

Luego de efectuadas las evaluaciones, correspondientes a los protocolos de Ensayos, exigidas en las EE.TT. 03.24.35 – Rev. 6, perteneciente al **Contrato N° 8752/2022 de la LPI 1551/2022**, Fase II, **Lote 1**, suscrito entre la ANDE y el Consorcio IBCC, y **siendo que todos los resultados de los ensayos y pruebas asentados en los protocolos, son satisfactorios**, se acepta la provisión de los materiales, **los cuales quedan liberados para su embarque** y cuyo listado se adjunta,

Obs: Los resultados de los ensayos y pruebas, asentados en los protocolos presentados, y evaluados por esta unidad (DO/AIM), son de exclusiva responsabilidad del Departamento de Control de Calidad de la Fábrica Nexans Brasil. Esta unidad (DO/AIM) se limitó a juzgar los mismos.

El material inspeccionado en esta evaluación, consiste en:

- **60 (Sesenta)** carretes de cable protegido de **185 mm^2 XLPE** de Aluminio marca Nexans, totalizando **71.714 m**, provisión del ítem 1 del contrato mencionado.
- **16 (Dieciséis)** carretes de cable protegido de **70 mm^2 XLPE** de Aluminio marca Nexans, totalizando **35.702 m**, provisión del ítem 2 del contrato mencionado.

Por la ANDE

Ing. Víctor Ruiz Díaz
DO/AIM

ADMINISTRACIÓN NACIONAL DE ELECTRICIDAD

ACTA DE LIBERACIÓN DE EMBARQUE

A los 26 días del mes de junio del año 2023, en la Ciudad de Asunción, República del Paraguay, en la oficina D15 del Área de Inspección de Materiales y Equipos (DO/AIM), el Ing. Víctor Ruiz Díaz, suscribe el presente Acta de Embarque, en base a los **resultados satisfactorios**, de la evaluación realizada, a los protocolos de ensayos, presentados por la empresa **ELECTROPAR S.A proveedor del Consorcio IBCC,** a esta Unidad DO/AIM, mediante el **Expediente N° 1000042243** cuya fecha de Ingreso en mesa de entrada de la ANDE es **08/06/2023.**

La evaluación de dichos protocolos ha sido realizada por el Ing. Victor Ruiz Diaz, entre las fechas 21 y 26/06/2023.

El Informe de inspección **N° RE-001/2023, de fecha 26/05/2023**, fue confeccionado por el **Inspector CQ Lucas Tomeli y aprobado por Rodrigo M. Lacerda Chief de Calidad e ingeniería de Procesos,** del Área de ensayos de la Fábrica Nexans Brasil – en su Planta de Rio de Janeiro.

Luego de efectuadas las evaluaciones, correspondientes a los protocolos de Ensayos, exigidas en las EE.TT. 03.24.35 – Rev. 6, perteneciente al **Contrato N° 8752/2022 de la LPI 1551/2022**, Fase II, **Lote 1**, suscrito entre la ANDE y el Consorcio IBCC, y **siendo que todos los resultados de los ensayos y pruebas asentados en los protocolos, son satisfactorios**, se acepta la provisión de los materiales, **los cuales quedan liberados para su embarque** y cuyo listado se adjunta,

Obs: Los resultados de los ensayos y pruebas, asentados en los protocolos presentados, y evaluados por esta unidad (DO/AIM), son de exclusiva responsabilidad del Departamento de Control de Calidad de la Fábrica Nexans Brasil. Esta unidad (DO/AIM) se limitó a juzgar los mismos.

El material inspeccionado en esta evaluación, consiste en:

- **17 (Diez y siete)** carretes de cable protegido de **70 mm^2 XLPE** de Aluminio marca Nexans, totalizando **37.926 m**, provisión del ítem 2 del contrato mencionado.

Por la ANDE

Ing. Víctor Ruiz Díaz
DO/AIM

ADMINISTRACIÓN NACIONAL DE ELECTRICIDAD

ACTA DE LIBERACIÓN DE EMBARQUE

A los 19 días del mes de mayo del año 2023, en la Ciudad de Asunción, República del Paraguay, en la oficina D15 del Área de Inspección de Materiales y Equipos (DO/AIM), el Ing. Víctor Ruiz Díaz, suscribe el presente Acta de Embarque, en base a los **resultados satisfactorios**, de la evaluación realizada, a los protocolos de ensayos, presentados por la empresa **ELECTROPAR S.A proveedor del Consorcio IBCC,** a esta Unidad DO/AIM, mediante el **Expediente N° 1000040551** cuya fecha de Ingreso en mesa de entrada de la ANDE es **18/05/2023.**

La evaluación de dichos protocolos ha sido realizada por el Ing. Victor Ruiz Diaz, en fechas 18 y 19/05/2023.

El Informe de inspección **N° RE-001/2023, de fecha 24/04/2023**, fue confeccionado por el **Inspector CQ Lucas Tomeli y aprobado por Rodrigo M. Lacerda Chief de Calidad e ingeniería de Procesos,** del Área de ensayos de la Fábrica Nexans Brasil – en su Planta de Rio de Janeiro.

Luego de efectuadas las evaluaciones, correspondientes a los protocolos de Ensayos, exigidas en las EE.TT. 03.24.35 – Rev. 6, perteneciente al **Contrato N° 8752/2022 de la LPI 1551/2022**, Fase II, **Lote 1**, suscrito entre la ANDE y el Consorcio IBCC, y **siendo que todos los resultados de los ensayos y pruebas asentados en los protocolos, son satisfactorios**, se acepta la provisión de los materiales, **los cuales quedan liberados para su embarque** y cuyo listado se adjunta,

Obs: Los resultados de los ensayos y pruebas, asentados en los protocolos presentados, y evaluados por esta unidad (DO/AIM), son de exclusiva responsabilidad del Departamento de Control de Calidad de la Fábrica Nexans Brasil. Esta unidad (DO/AIM) se limitó a juzgar los mismos.

El material inspeccionado en esta evaluación, consiste en:

- **39 (Treinta y nueve)** carretes de cable protegido de **70 mm^2 XLPE** de Aluminio marca Nexans, totalizando **87.244 m**, provisión del ítem 2 del contrato mencionado.

Por la ANDE

Ing. Victor Ruiz Díaz
DO/AIM

ADMINISTRACIÓN NACIONAL DE ELECTRICIDAD

ACTA DE LIBERACIÓN DE EMBARQUE

A los 30 días del mes de marzo del año 2023, en la Ciudad de Asunción, República del Paraguay, en la oficina D15 del Área de Inspección de Materiales y Equipos (DO/AIM), el Ing. Víctor Ruiz Díaz, suscribe el presente Acta de Embarque, en base a los **resultados satisfactorios**, de la evaluación realizada, a los protocolos de ensayos, presentados por la empresa **ELECTROPAR S.A proveedor del Consorcio IBCC,** a esta Unidad DO/AIM, mediante el **Expediente N° 1000036502 – ID 38741195** cuya fecha de Ingreso en mesa de entrada de la ANDE es **20/03/2023.**

La evaluación de dichos protocolos ha sido realizada por el Ing. Victor Ruiz Diaz, en fechas 28, 29 y 30/03/2023.

El Informe de inspección **N° RE-001/2023, de fecha 10/03/2021**, fue confeccionado por el **Inspector CQ Lucas Tomeli y aprobado por Rodrigo M. Lacerda Chief de Calidad e ingeniería de Procesos,** del Área de ensayos de la Fábrica Nexans Brasil – en su Planta de Rio de Janeiro.

Luego de efectuadas las evaluaciones, correspondientes a los protocolos de Ensayos, exigidas en las EE.TT. 03.24.35 – Rev. 6, perteneciente al Contrato N° 8752/2022 de la LPI 1551/2022, Fase II, Lote 1, suscrito entre la ANDE y el Consorcio IBCC, y **siendo que todos los resultados de los ensayos y pruebas asentados en los protocolos, son satisfactorios**, se acepta la provisión de los materiales, **los cuales quedan liberados para su embarque** y cuyo listado se adjunta,

Obs: Los resultados de los ensayos y pruebas, asentados en los protocolos presentados, y evaluados por esta unidad (DO/AIM), son de exclusiva responsabilidad del Departamento de Control de Calidad de la Fábrica Nexans Brasil. Esta unidad (DO/AIM) se limitó a juzgar los mismos.

El material inspeccionado en esta evaluación, consiste en:

- **98 (Noventa y Ocho)** carretes de cable protegido de **185 mm^2 XLPE** de Aluminio marca Nexans, totalizando **118.799 m**, provisión del ítem 1 del contrato mencionado.

Por la ANDE

Ing. Victor Ruiz Díaz
DO/AIM

LME
An HKEX Company

LME Monthly Trading

Oct-23

Prices - Oct-23

Contract	Official Cash Settlement Price				Official 3 Month Price			
	Average	Low	High	*M/M Change %	Average	Low	High	*M/M Change %
LME Aluminium	$2,192.45	$2,144.50	$2,286.50	0.7%	$2,218.52	$2,170.50	$2,317.00	-0.1%
LME Aluminium Alloy	$1,544.59	$1,535.00	$1,553.00	2.7%	$1,580.00	$1,580.00	$1,580.00	1.7%
LME NASAAC	$2,232.32	$2,186.00	$2,275.00	-4.2%	$2,252.27	$2,200.00	$2,300.00	-4.5%
LME Copper	$7,939.66	$7,812.50	$8,110.00	-4.0%	$8,015.20	$7,890.00	$8,186.00	-3.6%
LME Lead	$2,136.39	$2,067.00	$2,207.00	-5.2%	$2,105.23	$2,045.00	$2,173.50	-5.0%
LME Nickel	$18,255.23	$17,800.00	$18,610.00	-7.0%	$18,525.00	$18,060.00	$18,875.00	-6.7%
LME Tin	$24,617.73	$23,900.00	$25,450.00	-3.7%	$24,877.50	$24,200.00	$25,675.00	-3.5%
LME Zinc	$2,449.20	$2,377.00	$2,602.00	-1.6%	$2,467.02	$2,395.00	$2,618.00	-1.8%
LME Cobalt	$32,982.50	$32,975.00	$33,000.00	0.0%	$33,420.00	$33,420.00	$33,420.00	0.0%

* Percentage change in average price from previous month

Warehouse stock movements (tonnes) - Oct-23

Contract	Delivered In	Delivered Out	Net	Closing
LME Aluminium	29,725	- 43,800	- 14,075	472,700
LME Aluminium Alloy	-	-	-	1,920
LME NASAAC	-	-	-	620
LME Copper	31,750	- 26,650	5,100	174,400
LME Lead	52,475	- 2,450	50,025	128,350
LME Nickel	4,104	- 1,524	2,580	44,784
LME Tin	1,180	- 1,285	- 105	7,245
LME Zinc	20,050	- 40,125	- 20,075	82,700
LME Cobalt	-	-	-	92
Total	139,284	- 115,834	23,450	912,811

Monthly Warehouse Stock Movements

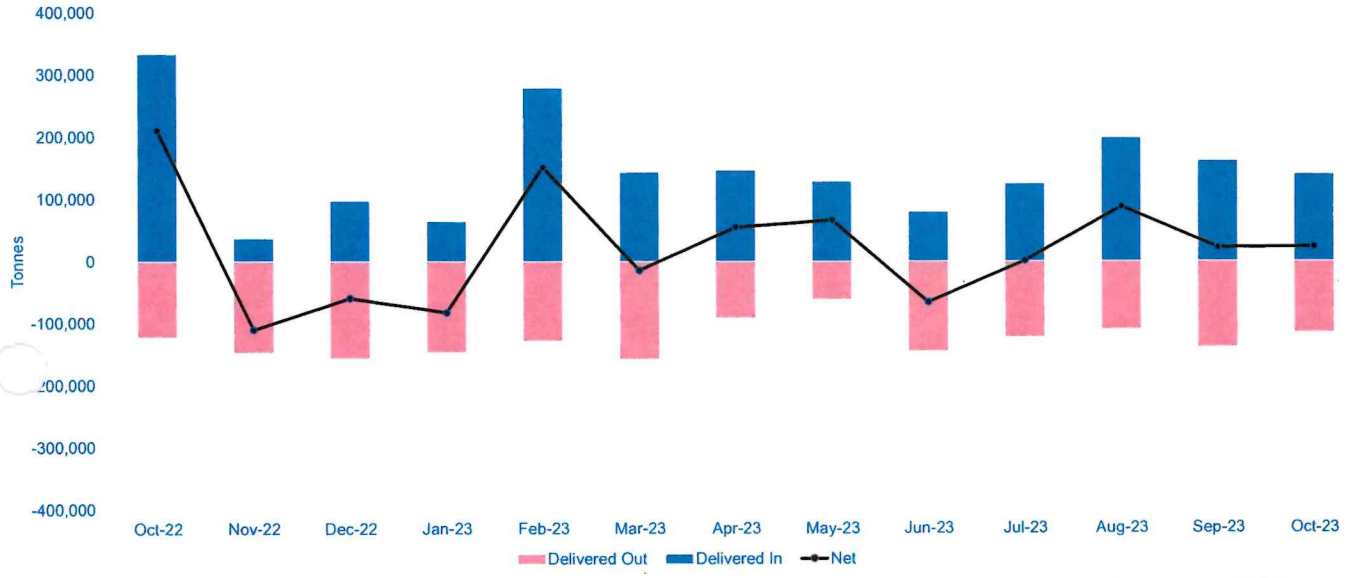

© The London Metal Exchange - An HKEX Company. 10 Finsbury Square, London EC2A 1AJ
The information contained within this presentation is for illustrative and educational purposes only and should not be relied upon in making any investment decision. The past performance of any commodity, derivative or other product referred to in the presentation cannot be relied upon as a guide to its futureperformance. Whilst every effort has been made to ensure the information is up-to-date and correct, the LME cannot guarantee that it is completely accurate and free from human error. The information is published "as is" without any warranty of any kind, express or implied, as to accuracy of the information and the LME shall not be liable for any losses or damage that mayresult from use of the presentation as a consequence of any inaccuracies in, or any omissions from, the information which it may contain. The information may not be reproduced, distributed or transmitted to any other person or incorporated in any way into another publication or other material.

LME
An HKEX Company

LME Monthly Trading

Sep-23

Prices - Sep-23

Contract	Official Cash Settlement Price				Official 3 Month Price			
	Average	Low	High	*M/M Change %	Average	Low	High	*M/M Change %
LME Aluminium	$2,177.50	$2,132.50	$2,307.50	0.0%	$2,220.31	$2,180.00	$2,342.00	0.0%
LME Aluminium Alloy	$1,503.57	$1,483.00	$1,534.00	0.0%	$1,554.10	$1,535.00	$1,580.00	0.0%
LME NASAAC	$2,329.90	$2,272.00	$2,392.00	0.0%	$2,358.10	$2,300.00	$2,420.00	0.0%
LME Copper	$8,270.86	$8,017.00	$8,515.00	0.0%	$8,313.29	$8,075.00	$8,535.00	0.0%
LME Lead	$2,252.86	$2,181.00	$2,314.00	0.0%	$2,215.60	$2,160.50	$2,271.00	0.0%
LME Nickel	$19,629.05	$18,510.00	$20,800.00	0.0%	$19,857.62	$18,825.00	$20,960.00	0.0%
LME Tin	$25,558.57	$24,200.00	$26,400.00	0.0%	$25,767.14	$24,450.00	$26,420.00	0.0%
LME Zinc	$2,488.14	$2,406.00	$2,640.50	0.0%	$2,513.00	$2,430.00	$2,650.00	0.0%
LME Cobalt	$32,982.14	$32,970.00	$32,990.00	0.0%	$33,420.00	$33,420.00	$33,420.00	0.0%

* Percentage change in average price from previous month

Warehouse stock movements (tonnes) - Sep-23

Contract	Delivered In	Delivered Out	Net	Closing
LME Aluminium	44,325	- 65,950	- 21,625	486,775
LME Aluminium Alloy	-	-	-	1,920
LME NASAAC	-	-	-	620
LME Copper	65,350	- 325	65,025	169,300
LME Lead	28,000	- 4,525	23,475	78,325
LME Nickel	5,604	- 570	5,034	42,204
LME Tin	1,575	- 595	980	7,350
LME Zinc	16,650	- 67,450	- 50,800	102,775
LME Cobalt	-	- 1	- 1	92
Total	161,504	- 139,416	22,088	889,361

Monthly Warehouse Stock Movements

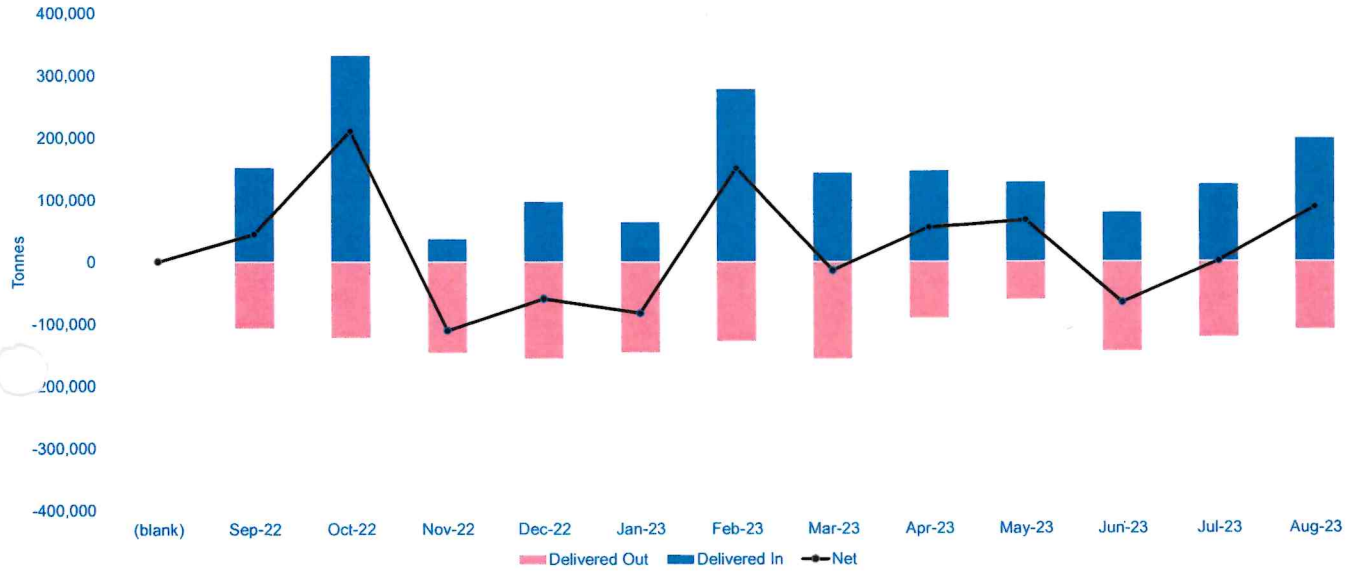

© The London Metal Exchange - An HKEX Company. 10 Finsbury Square, London EC2A 1AJ

The information contained within this presentation is for illustrative and educational purposes only and should not be relied upon in making any investment decision. The past performance of any commodity, derivative or other product referred to in the presentation cannot be relied upon as a guide to its futureperformance. Whilst every effort has been made to ensure the information is up-to-date and correct, the LME cannot guarantee that it is completely accurate and free from human error. The information is published "as is" without any warranty of any kind, express or implied, as to accuracy of the information and the LME shall not be liable for any losses or damage that mayresult from use of the presentation as a consequence of any inaccuracies in, or any omissions from, the information which it may contain. The information may not be reproduced, distributed or transmitted to any other person or incorporated in any way into another publication or other material.

LME
An HKEX Company

LME Monthly Trading

Aug-23

Prices - Aug-23

Contract	Official Cash Settlement Price				Official 3 Month Price			
	Average	Low	High	*M/M Change %	Average	Low	High	*M/M Change %
LME Aluminium	$2,134.16	$2,068.50	$2,217.00	-0.8%	$2,181.86	$2,123.00	$2,262.00	-0.7%
LME Aluminium Alloy	$1,599.45	$1,450.00	$1,748.00	-12.2%	$1,652.23	$1,503.00	$1,800.00	-11.9%
LME NASAAC	$2,400.50	$2,391.00	$2,412.00	-0.5%	$2,429.09	$2,420.00	$2,440.00	-0.4%
LME Copper	$8,351.77	$8,126.50	$8,720.50	-1.1%	$8,392.50	$8,182.00	$8,768.00	-0.9%
LME Lead	$2,151.73	$2,088.00	$2,221.00	2.1%	$2,148.39	$2,103.00	$2,203.00	2.0%
LME Nickel	$20,497.73	$19,685.00	$22,355.00	-1.9%	$20,730.91	$20,000.00	$22,700.00	-2.0%
LME Tin	$25,995.23	$24,600.00	$27,925.00	-9.6%	$26,210.68	$24,860.00	$27,950.00	-7.7%
LME Zinc	$2,401.02	$2,261.00	$2,554.00	0.2%	$2,404.55	$2,282.00	$2,554.00	-0.2%
LME Cobalt	$32,979.77	$32,970.00	$32,990.00	0.0%	$33,420.00	$33,420.00	$33,420.00	0.0%

* Percentage change in average price from previous month

Warehouse stock movements (tonnes) - Aug-23

Contract	Delivered In	Delivered Out	Net	Closing
LME Aluminium	68,125	- 65,275	2,850	508,400
LME Aluminium Alloy	-	-	-	1,920
LME NASAAC	-	-	-	620
LME Copper	30,650	- 550	30,100	104,275
LME Lead	6,075	- 6,300	- 225	54,850
LME Nickel	1,236	- 1,578	- 342	37,170
LME Tin	1,250	- 135	1,115	6,370
LME Zinc	90,825	- 36,600	54,225	153,575
LME Cobalt	-	-	-	93
Total	198,161	- 110,438	87,723	867,273

Monthly Warehouse Stock Movements

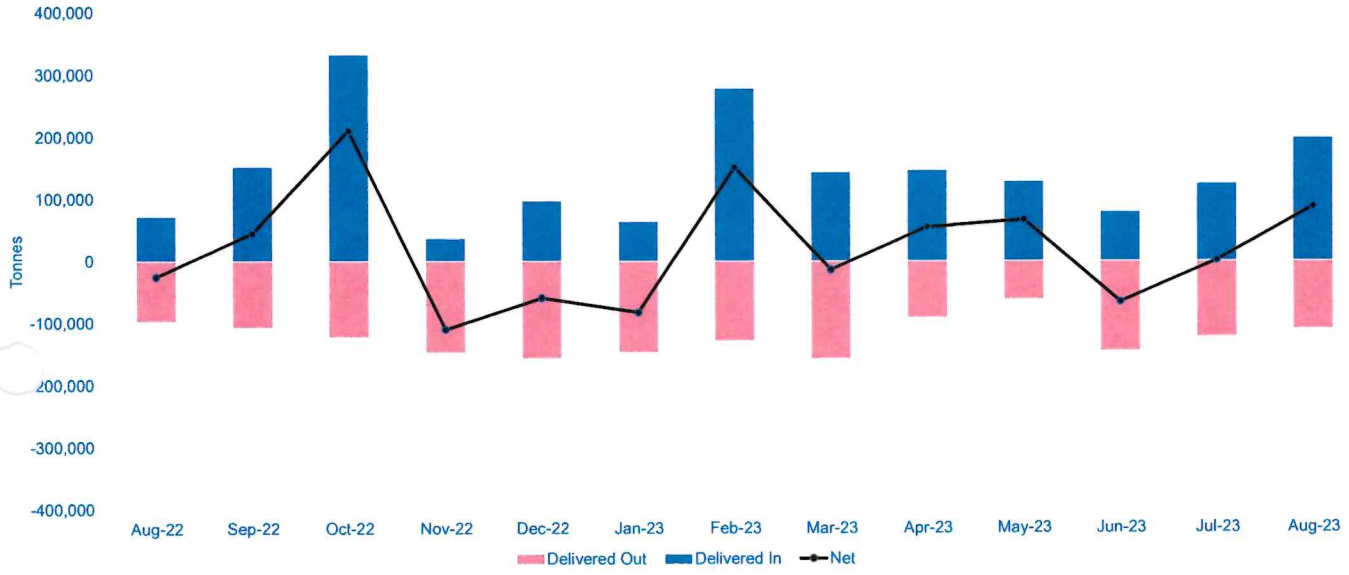

© The London Metal Exchange - An HKEX Company. 10 Finsbury Square, London EC2A 1AJ
The information contained within this presentation is for illustrative and educational purposes only and should not be relied upon in making any investment decision. The past performance of any commodity, derivative or other product referred to in the presentation cannot be relied upon as a guide to its futureperformance. Whilst every effort has been made to ensure the information is up-to-date and correct, the LME cannot guarantee that it is completely accurate and free from human error. The information is published "as is" without any warranty of any kind, express or implied, as to accuracy of the information and the LME shall not be liable for any losses or damage that mayresult from use of the presentation as a consequence of any inaccuracies in, or any omissions from, the information which it may contain. The information may not be reproduced, distributed or transmitted to any other person or incorporated in any way into another publication or other material.

LME
An HKEX Company

LME Monthly Trading

Jun-23

Prices - Jun-23

Contract	Official Cash Settlement Price				Official 3 Month Price			
	Average	Low	High	*M/M Change %	Average	Low	High	*M/M Change %
LME Aluminium	$2,181.07	$2,096.50	$2,281.00	-3.8%	$2,220.73	$2,141.50	$2,289.50	-2.2%
LME Aluminium Alloy	$1,951.45	$1,950.00	$1,955.00	0.1%	$2,007.00	$2,007.00	$2,007.00	0.0%
LME NASAAC	$2,417.27	$2,406.00	$2,456.00	-4.4%	$2,448.64	$2,440.00	$2,500.00	-5.7%
LME Copper	$8,386.23	$8,165.50	$8,670.50	1.8%	$8,392.86	$8,175.00	$8,668.00	1.5%
LME Lead	$2,118.36	$1,989.00	$2,242.00	1.5%	$2,081.98	$1,991.00	$2,164.00	-0.4%
LME Nickel	$21,192.95	$19,745.00	$23,140.00	-4.7%	$21,353.86	$20,000.00	$23,275.00	-4.4%
LME Tin	$27,262.73	$25,575.00	$28,900.00	6.5%	$26,318.18	$25,400.00	$27,325.00	3.8%
LME Zinc	$2,368.11	$2,271.00	$2,485.00	-4.4%	$2,377.05	$2,278.00	$2,487.00	-4.5%
LME Cobalt	$29,174.09	$29,085.00	$30,960.00	-12.9%	$29,609.32	$29,525.00	$31,380.00	-12.7%

* Percentage change in average price from previous month

Warehouse stock movements (tonnes) - Jun-23

Contract	Delivered In	Delivered Out	Net	Closing
LME Aluminium	28,900	- 65,675	- 36,775	542,050
LME Aluminium Alloy	-	-	-	1,920
LME NASAAC	60	-	60	780
LME Copper	34,700	- 64,525	- 29,825	69,700
LME Lead	5,300	- 375	4,925	41,375
LME Nickel	4,272	- 3,450	822	38,508
LME Tin	1,805	- 170	1,635	3,605
LME Zinc	3,775	- 10,950	- 7,175	80,275
LME Cobalt	-	- 3	- 3	93
Total	78,812	- 145,148	- 66,336	778,306

Monthly Warehouse Stock Movements

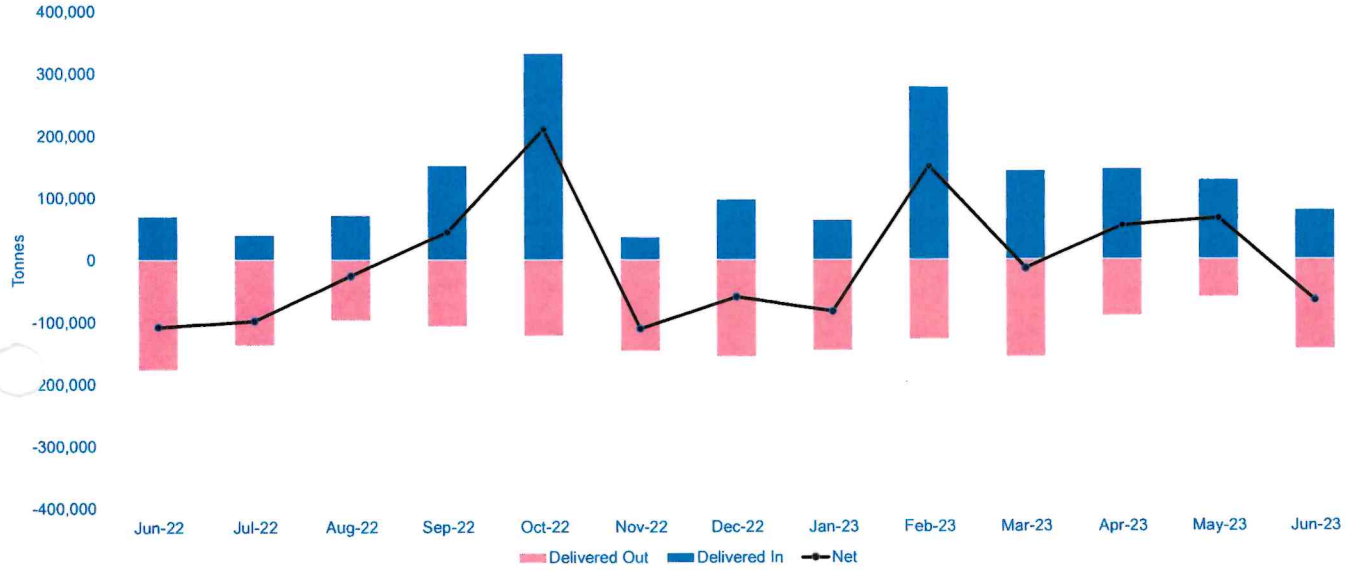

© The London Metal Exchange - An HKEX Company. 10 Finsbury Square, London EC2A 1AJ
The information contained within this presentation is for illustrative and educational purposes only and should not be relied upon in making any investment decision. The past performance of any commodity, derivative or other product referred to in the presentation cannot be relied upon as a guide to its futureperformance. Whilst every effort has been made to ensure the information is up-to-date and correct, the LME cannot guarantee that it is completely accurate and free from human error. The information is published "as is" without any warranty of any kind, express or implied, as to accuracy of the information and the LME shall not be liable for any losses or damage that mayresult from use of the presentation as a consequence of any inaccuracies in, or any omissions from, the information which it may contain. The information may not be reproduced, distributed or transmitted to any other person or incorporated in any way into another publication or other material.

LME
An HKEX Company

LME Monthly Trading

May-23

Prices - May-23

Contract	Official Cash Settlement Price				Official 3 Month Price			
	Average	Low	High	*M/M Change %	Average	Low	High	*M/M Change %
LME Aluminium	$2,267.60	$2,202.00	$2,353.00	-3.1%	$2,269.68	$2,221.50	$2,355.00	-4.2%
LME Aluminium Alloy	$1,949.65	$1,947.00	$1,952.00	0.1%	$2,007.00	$2,007.00	$2,007.00	0.0%
LME NASAAC	$2,528.25	$2,500.00	$2,549.00	3.4%	$2,597.50	$2,550.00	$2,600.00	1.8%
LME Copper	$8,234.28	$7,910.00	$8,583.00	-6.6%	$8,271.43	$7,960.00	$8,607.00	-6.2%
LME Lead	$2,087.50	$2,032.50	$2,171.00	-2.9%	$2,089.93	$2,031.50	$2,158.00	-1.8%
LME Nickel	$22,229.50	$20,450.00	$25,100.00	-6.4%	$22,342.25	$20,540.00	$25,150.00	-6.8%
LME Tin	$25,609.75	$24,300.00	$27,125.00	-1.1%	$25,344.75	$24,125.00	$26,875.00	-1.6%
LME Zinc	$2,477.70	$2,224.00	$2,658.00	-10.6%	$2,490.23	$2,236.50	$2,675.00	-10.0%
LME Cobalt	$33,476.25	$29,085.00	$34,505.00	-3.0%	$33,915.25	$29,525.00	$34,930.00	-2.9%

* Percentage change in average price from previous month

Warehouse stock movements (tonnes) - May-23

Contract	Delivered In	Delivered Out	Net	Closing
LME Aluminium	41,800	- 45,300	- 3,500	578,825
LME Aluminium Alloy	-	-	-	1,920
LME NASAAC	-	- 20	- 20	720
LME Copper	36,200	- 3,025	33,175	99,525
LME Lead	4,200	- 50	4,150	36,450
LME Nickel	930	- 3,258	- 2,328	37,686
LME Tin	735	- 310	425	1,970
LME Zinc	43,850	- 9,325	34,525	87,450
LME Cobalt	-	- 13	- 13	96
Total	127,715	- 61,301	66,414	844,642

Monthly Warehouse Stock Movements

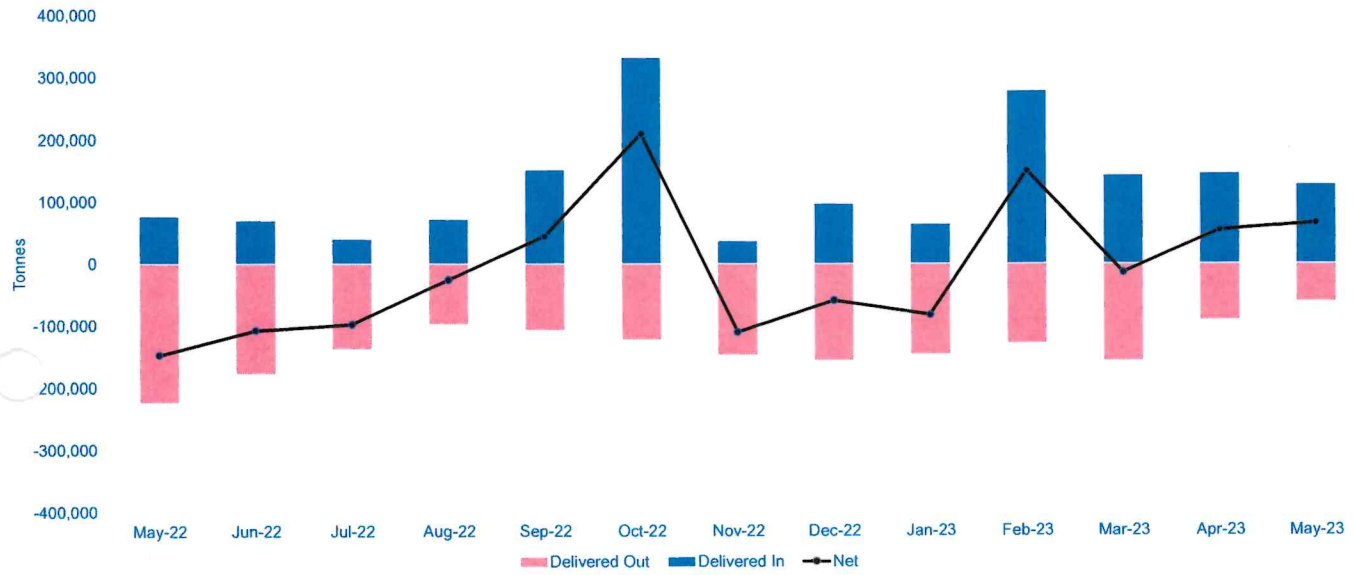

© The London Metal Exchange - An HKEX Company. 10 Finsbury Square, London EC2A 1AJ
The information contained within this presentation is for illustrative and educational purposes only and should not be relied upon in making any investment decision. The past performance of any commodity, derivative or other product referred to in the presentation cannot be relied upon as a guide to its futureperformance. Whilst every effort has been made to ensure the information is up-to-date and correct, the LME cannot guarantee that it is completely accurate and free from human error. The information is published "as is" without any warranty of any kind, express or implied, as to accuracy of the information and the LME shall not be liable for any losses or damage that mayresult from use of the presentation as a consequence of any inaccuracies in, or any omissions from, the information which it may contain. The information may not be reproduced, distributed or transmitted to any other person or incorporated in any way into another publication or other material.

LME
An HKEX Company

LME Monthly Trading

Apr-23

Prices - Apr-23

Contract	Official Cash Settlement Price				Official 3 Month Price			
	Average	Low	High	*M/M Change %	Average	Low	High	*M/M Change %
LME Aluminium	$2,341.00	$2,258.50	$2,410.00	2.2%	$2,367.97	$2,302.00	$2,431.00	1.3%
LME Aluminium Alloy	$1,948.56	$1,947.00	$1,952.00	-3.3%	$2,007.00	$2,007.00	$2,007.00	-3.0%
LME NASAAC	$2,445.33	$2,336.00	$2,510.00	6.2%	$2,551.72	$2,459.00	$2,603.00	7.4%
LME Copper	$8,814.00	$8,465.50	$9,082.00	-0.2%	$8,822.03	$8,488.00	$9,086.00	-0.3%
LME Lead	$2,149.14	$2,119.50	$2,204.00	1.6%	$2,127.75	$2,098.00	$2,165.00	0.9%
LME Nickel	$23,756.67	$22,500.00	$25,540.00	1.9%	$23,974.72	$22,625.00	$25,775.00	1.8%
LME Tin	$25,886.11	$23,940.00	$27,660.00	7.8%	$25,744.17	$23,900.00	$27,650.00	6.9%
LME Zinc	$2,772.81	$2,610.00	$2,937.00	-6.2%	$2,765.42	$2,611.50	$2,908.00	-5.7%
LME Cobalt	$34,497.67	$34,488.00	$34,515.00	2.0%	$34,930.00	$34,930.00	$34,930.00	2.0%

* Percentage change in average price from previous month

Warehouse stock movements (tonnes) - Apr-23

Contract	Delivered In	Delivered Out	Net	Closing
LME Aluminium	94,000	- 51,700	42,300	566,200
LME Aluminium Alloy	-	-	-	1,920
LME NASAAC	-	- 220	- 220	740
LME Copper	33,875	- 31,375	2,500	66,350
LME Lead	6,775	- 850	5,925	32,300
LME Nickel	1,134	- 4,188	- 3,054	40,014
LME Tin	135	- 580	- 445	1,545
LME Zinc	10,000	- 2,125	7,875	52,925
LME Cobalt	-	- 5	- 5	109
Total	145,919	- 91,043	54,876	762,103

Monthly Warehouse Stock Movements

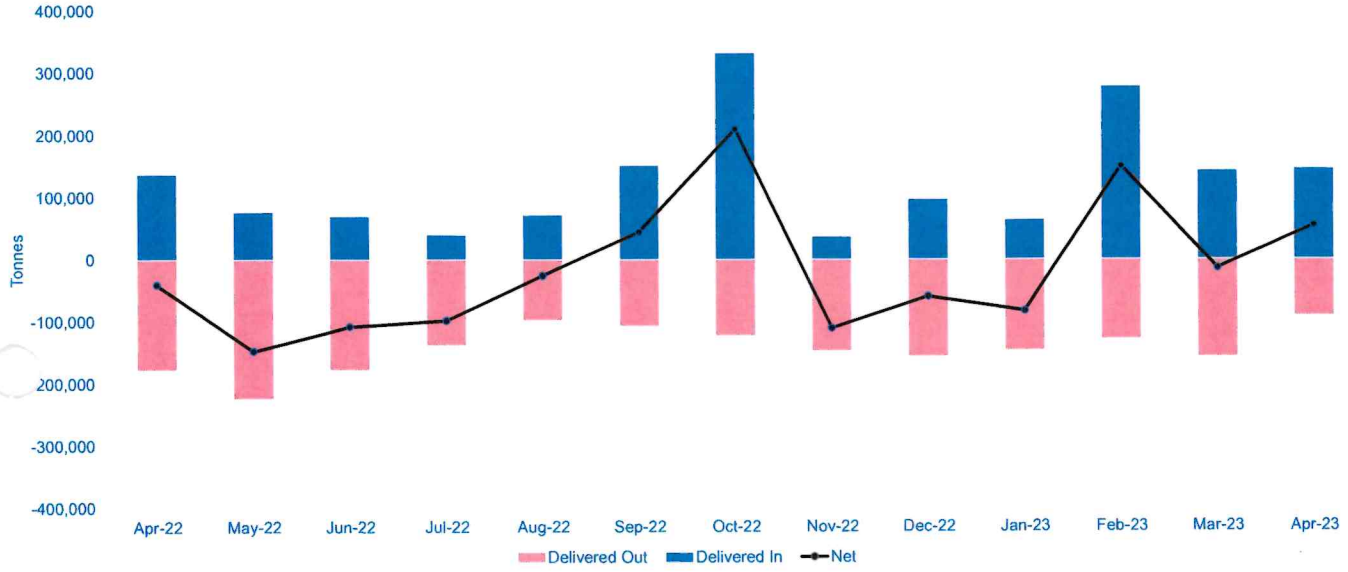

© The London Metal Exchange - An HKEX Company. 10 Finsbury Square, London EC2A 1AJ

The information contained within this presentation is for illustrative and educational purposes only and should not be relied upon in making any investment decision. The past performance of any commodity, derivative or other product referred to in the presentation cannot be relied upon as a guide to its futureperformance. Whilst every effort has been made to ensure the information is up-to-date and correct, the LME cannot guarantee that it is completely accurate and free from human error. The information is published "as is" without any warranty of any kind, express or implied, as to accuracy of the information and the LME shall not be liable for any losses or damage that mayresult from use of the presentation as a consequence of any inaccuracies in, or any omissions from, the information which it may contain. The information may not be reproduced, distributed or transmitted to any other person or incorporated in any way into another publication or other material.

LME
An HKEX Company

LME Monthly Trading

Feb-23

Prices - Feb-23

Contract	Official Cash Settlement Price				Official 3 Month Price			
	Average	Low	High	*M/M Change %	Average	Low	High	*M/M Change %
LME Aluminium	$2,417.28	$2,300.00	$2,611.00	-2.9%	$2,456.15	$2,346.00	$2,644.00	-2.6%
LME Aluminium Alloy	$2,091.70	$2,089.00	$2,094.00	-0.3%	$2,150.00	$2,150.00	$2,150.00	-0.3%
LME NASAAC	$2,341.55	$2,324.00	$2,358.00	8.6%	$2,389.00	$2,389.00	$2,389.00	6.6%
LME Copper	$8,955.20	$8,751.00	$9,175.00	-0.5%	$8,981.05	$8,769.00	$9,202.00	-0.4%
LME Lead	$2,098.90	$2,034.00	$2,156.00	-4.9%	$2,103.78	$2,047.00	$2,160.00	-3.9%
LME Nickel	$26,689.75	$24,600.00	$30,060.00	-5.5%	$26,957.25	$24,900.00	$30,350.00	-5.4%
LME Tin	$27,069.50	$25,110.00	$29,550.00	-3.6%	$27,217.50	$25,350.00	$29,625.00	-3.3%
LME Zinc	$3,143.75	$3,021.00	$3,439.50	-4.4%	$3,112.98	$2,989.50	$3,404.50	-4.8%
LME Cobalt	$37,356.00	$33,745.00	$48,565.00	-23.6%	$37,783.50	$34,180.00	$49,000.00	-23.4%

* Percentage change in average price from previous month

Warehouse stock movements (tonnes) - Feb-23

Contract	Delivered In	Delivered Out	Net	Closing
LME Aluminium	237,325	- 91,375	145,950	550,100
LME Aluminium Alloy	-	-	-	1,920
LME NASAAC	-	- 600	- 600	1,140
LME Copper	11,250	- 22,425	- 11,175	63,200
LME Lead	5,200	- 325	4,875	25,100
LME Nickel	2,484	- 7,476	- 4,992	44,094
LME Tin	690	- 765	- 75	2,940
LME Zinc	21,825	- 5,075	16,750	33,225
LME Cobalt	-	- 24	- 24	135
Total	278,774	- 128,065	150,709	721,854

Monthly Warehouse Stock Movements

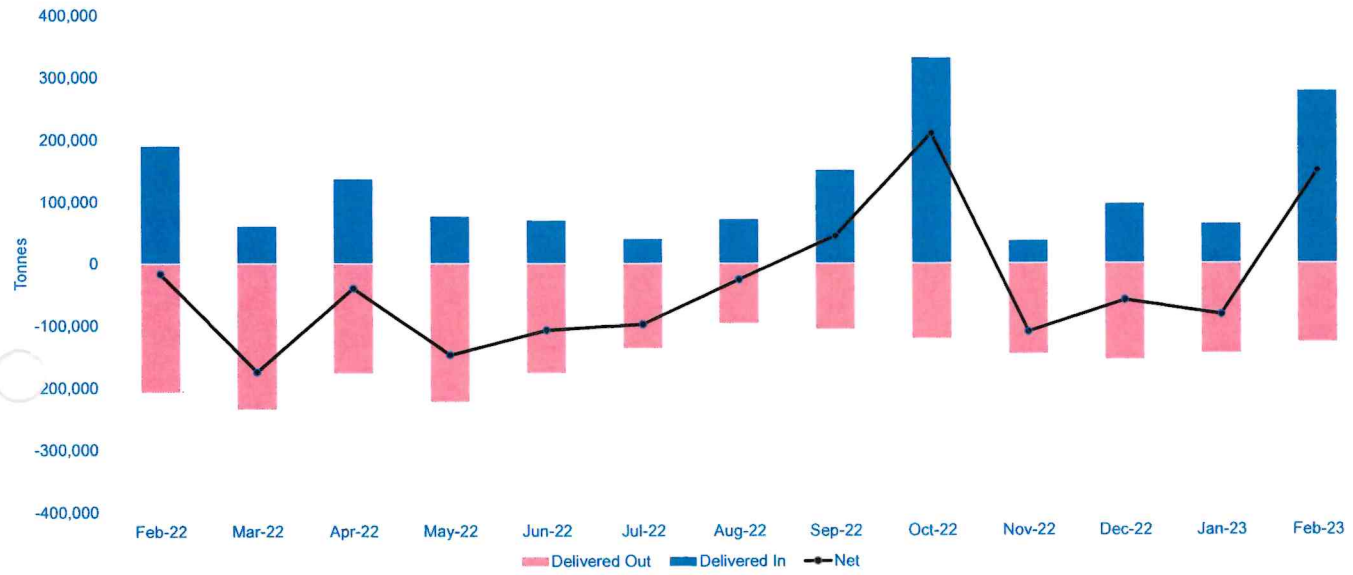

© The London Metal Exchange - An HKEX Company. 10 Finsbury Square, London EC2A 1AJ

The information contained within this presentation is for illustrative and educational purposes only and should not be relied upon in making any investment decision. The past performance of any commodity, derivative or other product referred to in the presentation cannot be relied upon as a guide to its futureperformance. Whilst every effort has been made to ensure the information is up-to-date and correct, the LME cannot guarantee that it is completely accurate and free from human error. The information is published "as is" without any warranty of any kind, express or implied, as to accuracy of the information and the LME shall not be liable for any losses or damage that mayresult from use of the presentation as a consequence of any inaccuracies in, or any omissions from, the information which it may contain. The information may not be reproduced, distributed or transmitted to any other person or incorporated in any way into another publication or other material.

PRECIO PROMEDIO DEL ALUMINIO EN EL LME SETTLE, CORRESPONDIENTE AL MES DE DICIEMBRE (FECHA DE LA PRESENTACIÓN DE LA OFERTA Y APERTURA DE SOBRES "17/12/2021"

LME DAILY OFFICIAL AND SETTLEMENT PRICES

LME PRIMARY ALUMINIUM SUSD/Tonne

dic-21

	CASH			3-MONTHS			DECEMBER 1			DECEMBER 2			DECEMBER 3			SETTLEMENT	Exchange Rate			Sterling Equivalents		Euro Equivalents	3MStg/$
	BUYER	SELLER	Mean	BUYER	SELLER	Mean	BUYER	SELLER	Mean	BUYER	SELLER	Mean	BUYER	SELLER	Mean		Stg/$	EURO	Yen	Cash Seller's	3mths Seller's	Cash Seller's	
01-dic-21	$2.669,00	$2.669,50	$2.669,25	$2.646,00	$2.646,50	$2.646,25	$2.633,00	$2.638,00	$2.635,50	$2.528,00	$2.533,00	$2.530,50	$2.422,00	$2.427,00	$2.424,50	$2.669,50	1,3317	1,1314	113,41	2.004,58	1.985,97	2.359,47	1,3326
02-dic-21	$2.654,00	$2.655,00	$2.654,50	$2.639,50	$2.640,00	$2.639,75	$2.630,00	$2.635,00	$2.632,50	$2.530,00	$2.535,00	$2.532,50	$2.425,00	$2.430,00	$2.427,50	$2.655,00	1,3332	1,1343	112,83	1.991,45	1.979,16	2.340,65	1,3339
03-dic-21	$2.647,00	$2.648,00	$2.647,50	$2.627,00	$2.629,00	$2.628,00	$2.610,00	$2.615,00	$2.612,50	$2.530,00	$2.535,00	$2.532,50	$2.445,00	$2.450,00	$2.447,50	$2.648,00	1,3273	1,1297	113,33	1.995,03	1.979,82	2.343,99	1,3279
06-dic-21	$2.599,50	$2.600,50	$2.600,00	$2.585,00	$2.586,00	$2.585,50	$2.578,00	$2.583,00	$2.580,50	$2.488,00	$2.493,00	$2.490,50	$2.398,00	$2.403,00	$2.400,50	$2.600,50	1,3270	1,1292	113,13	1.959,68	1.947,73	2.302,96	1,3277
07-dic-21	$2.624,50	$2.625,00	$2.624,75	$2.619,00	$2.620,00	$2.619,50	$2.615,00	$2.620,00	$2.617,50	$2.525,00	$2.530,00	$2.527,50	$2.435,00	$2.440,00	$2.437,50	$2.625,00	1,3254	1,1253	113,53	1.980,53	1.975,72	2.332,71	1,3261
08-dic-21	$2.625,00	$2.626,00	$2.625,50	$2.625,00	$2.627,00	$2.626,00	$2.618,00	$2.623,00	$2.620,50	$2.520,00	$2.525,00	$2.522,50	$2.430,00	$2.435,00	$2.432,50	$2.626,00	1,3194	1,1292	113,76	1.990,30	1.990,00	2.325,54	1,3201
09-dic-21	$2.630,00	$2.630,50	$2.630,25	$2.633,00	$2.634,00	$2.633,50	$2.620,00	$2.625,00	$2.622,50	$2.520,00	$2.525,00	$2.522,50	$2.420,00	$2.425,00	$2.422,50	$2.630,50	1,3191	1,1310	113,44	1.994,16	1.996,21	2.325,82	1,3195
10-dic-21	$2.624,00	$2.625,00	$2.624,50	$2.617,00	$2.619,00	$2.618,00	$2.610,00	$2.615,00	$2.612,50	$2.510,00	$2.515,00	$2.512,50	$2.395,00	$2.400,00	$2.397,50	$2.625,00	1,3210	1,1279	113,69	1.987,13	1.981,84	2.327,33	1,3215
13-dic-21	$2.675,00	$2.677,00	$2.676,00	$2.650,50	$2.651,00	$2.650,75	$2.643,00	$2.648,00	$2.645,50	$2.538,00	$2.543,00	$2.540,50	$2.458,00	$2.463,00	$2.460,50	$2.677,00	1,3248	1,1277	113,62	2.020,68	2.000,15	2.373,86	1,3254
14-dic-21	$2.635,00	$2.636,00	$2.635,50	$2.630,00	$2.631,00	$2.630,50	$2.623,00	$2.628,00	$2.625,50	$2.523,00	$2.528,00	$2.525,50	$2.423,00	$2.428,00	$2.425,50	$2.636,00	1,3253	1,1310	113,55	1.988,98	1.984,31	2.330,68	1,3259
15-dic-21	$2.596,00	$2.597,00	$2.596,50	$2.589,50	$2.590,00	$2.589,75	$2.583,00	$2.588,00	$2.585,50	$2.488,00	$2.493,00	$2.490,50	$2.388,00	$2.393,00	$2.390,50	$2.597,00	1,3258	1,1263	113,89	1.958,82	1.952,95	2.305,78	1,3262
16-dic-21	$2.628,00	$2.630,00	$2.629,00	$2.644,00	$2.645,00	$2.644,50	$2.638,00	$2.643,00	$2.640,50	$2.553,00	$2.558,00	$2.555,50	$2.495,00	$2.500,00	$2.497,50	$2.630,00	1,3352	1,1328	114,17	1.969,74	1.980,68	2.321,68	1,3354
17-dic-21	$2.692,00	$2.694,00	$2.693,00	$2.710,00	$2.711,00	$2.710,50	$2.695,00	$2.700,00	$2.697,50	$2.593,00	$2.598,00	$2.595,50	$2.498,00	$2.503,00	$2.500,50	$2.694,00	1,3297	1,1331	113,24	2.026,02	2.038,65	2.377,55	1,3298
20-dic-21	$2.645,00	$2.645,50	$2.645,25	$2.674,00	$2.675,00	$2.674,50	$2.655,00	$2.660,00	$2.657,50	$2.545,00	$2.550,00	$2.547,50	$2.440,00	$2.445,00	$2.442,50	$2.645,50	1,3216	1,1269	113,53	2.001,74	2.024,21	2.347,59	1,3215
21-dic-21	$2.695,00	$2.696,00	$2.695,50	$2.714,00	$2.716,00	$2.715,00	$2.698,00	$2.703,00	$2.700,50	$2.607,00	$2.612,00	$2.609,50	$2.505,00	$2.510,00	$2.507,50	$2.696,00	1,3254	1,1295	113,72	2.034,10	2.049,66	2.386,90	1,3251
22-dic-21	$2.810,50	$2.811,00	$2.810,75	$2.828,00	$2.829,00	$2.828,50	$2.798,00	$2.803,00	$2.800,50	$2.663,00	$2.668,00	$2.665,50	$2.538,00	$2.543,00	$2.540,50	$2.811,00	1,3306	1,1304	114,23	2.112,58	2.126,59	2.486,73	1,3303
23-dic-21	$2.817,50	$2.818,00	$2.817,75	$2.829,00	$2.830,00	$2.829,50	$2.790,00	$2.795,00	$2.792,50	$2.620,00	$2.625,00	$2.622,50	$2.460,00	$2.465,00	$2.462,50	$2.818,00	1,3429	1,1307	114,36	2.098,44	2.107,85	2.492,26	1,3426
24-dic-21	$2.846,00	$2.848,00	$2.847,00	$2.841,00	$2.841,50	$2.841,25	$2.797,00	$2.802,00	$2.799,50	$2.625,00	$2.630,00	$2.627,50	$2.460,00	$2.465,00	$2.462,50	$2.848,00	1,3418	1,1322	114,40	2.122,52	2.118,15	2.515,46	1,3415
29-dic-21	$2.834,50	$2.835,00	$2.834,75	$2.818,00	$2.818,50	$2.818,25	$2.773,00	$2.778,00	$2.775,50	$2.605,00	$2.610,00	$2.607,50	$2.440,00	$2.445,00	$2.442,50	$2.835,00	1,3427	1,1297	114,95	2.111,42	2.099,75	2.509,52	1,3423
30-dic-21	$2.829,00	$2.829,50	$2.829,25	$2.824,50	$2.825,50	$2.825,00	$2.793,00	$2.798,00	$2.795,50	$2.613,00	$2.618,00	$2.615,50	$2.448,00	$2.453,00	$2.450,50	$2.829,50	1,3517	1,1343	115,04	2.093,29	2.091,26	2.494,49	1,3511
31-dic-21	$2.805,50	$2.806,00	$2.805,75	$2.805,00	$2.810,00	$2.807,50	$2.768,00	$2.773,00	$2.770,50	$2.558,00	$2.563,00	$2.560,50	$2.338,00	$2.343,00	$2.340,50	$2.806,00	1,3483	1,1325	115,15	2.081,14	2.085,03	2.477,70	1,3477
Average	$2.694,38	$2.695,36	$2.694,87	$2.692,81	$2.694,05	$2.693,43	$2.674,67	$2.679,67	$2.677,17	$2.556,29	$2.561,29	$2.558,79	$2.441,00	$2.446,00	$2.443,50	$2.695,36	1,3309	1,1302	113,86	2024,87	2023,60	2384,70	1,3311
High	$2.846,00	$2.848,00	$2.847,00	$2.841,00	$2.841,50	$2.841,25	$2.798,00	$2.803,00	$2.800,50	$2.663,00	$2.668,00	$2.665,50	$2.538,00	$2.543,00	$2.540,50	$2.848,00	1,3517	1,1343	115,15	2122,52	2126,59	2515,46	1,3511
Low	$2.596,00	$2.597,00	$2.596,50	$2.585,00	$2.586,00	$2.585,50	$2.578,00	$2.583,00	$2.580,50	$2.488,00	$2.493,00	$2.490,50	$2.338,00	$2.343,00	$2.340,50	$2.597,00	1,3191	1,1253	112,83	1958,82	1947,73	2302,96	1,3195

Neither the LME nor any of its directors, officers or employees shall, except in the case of fraud or wilful neglect, be under any liability whatsoever either in contract or in tort in respect of any act or omission (including negligence) in relation to the preparation or publication of the data contained in the report

Variación del precio del Aluminio en el LME SETTLE desde Diciembre del 2021 a Diciembre de 2023

12/2021
2693,00

Año 2021	Al_0
	2.693,00
Año 2023	Al_1
Enero	2.489,02
Febrero	2.417,28
Marzo	2.290,11
Abril	**2.341,00**
Mayo	**2.367,60**
Junio	**2.181,07**
Julio	2.152,38
Agosto	2.134,16
Setiembre	**2.177,50**
Octubre	2.192,45
Noviembre	2.202,23

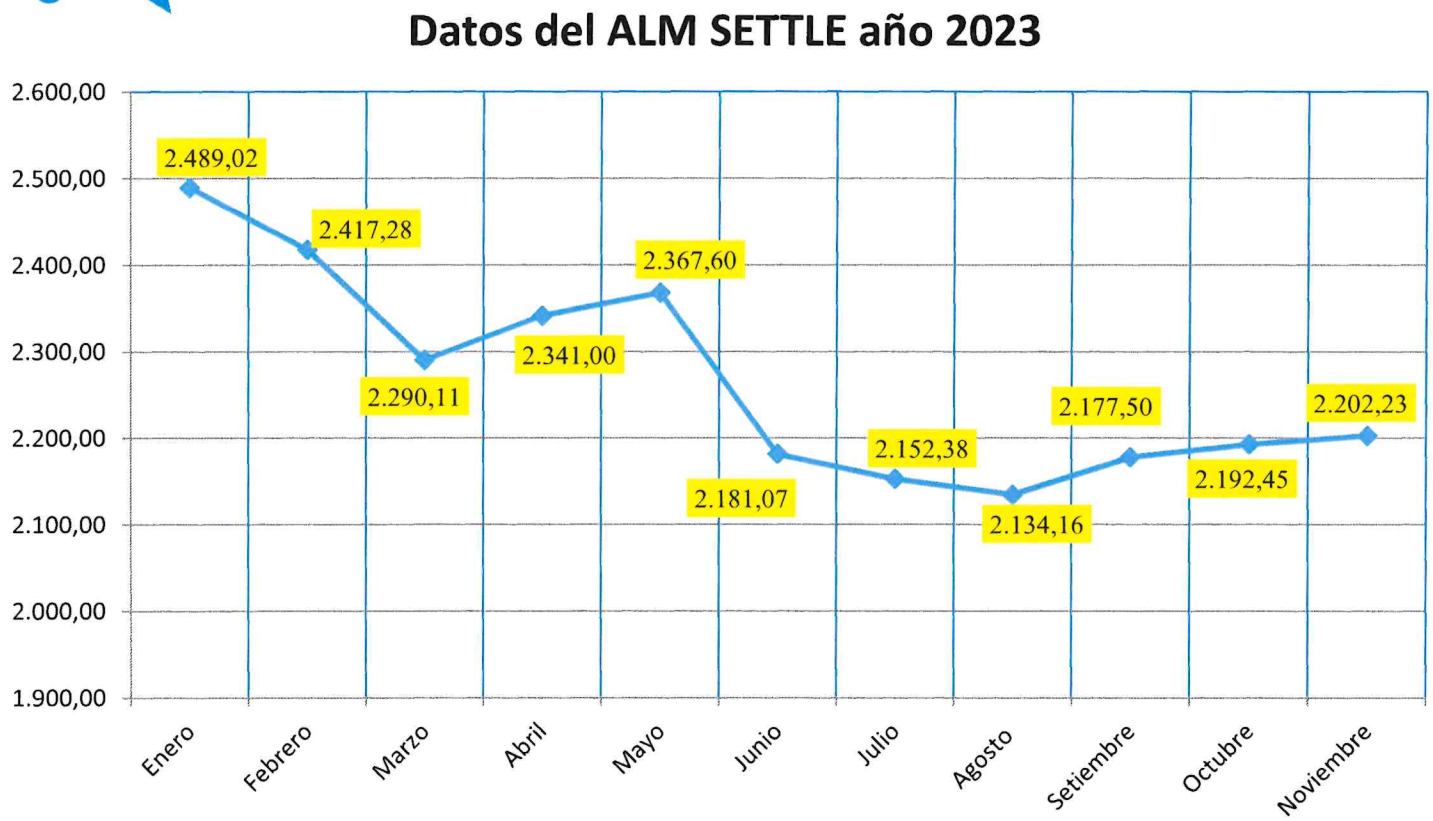

--- ---------- Instance Type and Transmission ---------- --
Notification (Transmission) of Original sent to SWIFT (ACK)
Network Delivery Status : Network Ack
Priority/Delivery : Normal
Message Input Reference : 1034 221206BNFAPYPAAXXX6790200451
--- ---------- Message Header ---------- --
Swift Input : FIN 700 Issue of a Documentary Credit
Sender : BNFAPYPAXXX
BANCO NACIONAL DE FOMENTO
ASUNCION PY
Receiver : CITIUS33XXX
CITIBANK N.A.
NEW YORK,NY US
--- ---------- Message Text ---------- --

27: Sequence of Total
1/1
40A: Form of Documentary Credit
IRREVOCABLE
20: Documentary Credit Number
LC 16.672
Date of Issue
221205
40E: Applicable Rules
UCP LATEST VERSION
31D: Date and Place of Expiry
241204BRASIL
50: Applicant
ADMINISTRACION NACIONAL DE
ELECTRICIDAD (ANDE), AVDA. ESPANA
NRO.1268 ESQ. PADRE CARDOZO.
ASUNCION, PARAGUAY.
59: Beneficiary - Name & Address
NEXANS BRASIL S.A. AVENIDA CEL
PHIDIAS TAVORA NRO 100 - PAVUNA -
CEP 21535-510 - RIO DE JANEIRO
PHONE +55 21 35596071
32B: Currency Code, Amount
Currency : USD (US DOLLAR)
Amount : #3,539,794.50#
Available With...By... - FI BIC
CITIUS33
CITIBANK N.A.
NEW YORK,NY US
BY PAYMENT
43P: Partial Shipments
ALLOWED
43T: Transhipment
NOT ALLOWED
44A: Pl of Tking in Chrg / of Rceipt
ANY PLACE OF BRASIL
44E: Port of Loading/Airport of Dep.
ANY PLACE OF BRASIL
44F: Port of Discharge/Airport of Dest
ANY PLACE OF THE ANNP OF PARAGUAY
44B: Pl of Final Dest / of Delivery
ASUNCION,PARAGUAY
44C: Latest Date of Shipment
230603
45A: Description of Goods and/or Services
+390.000 METROS DE CABLE PROTEGIDO PARA MEDIA TENSION DE 185MM2
XLPE.

BANCO NACIONAL DE FOMENTO
DIVISION OPERACIONES INTERNACIONALES
BNF
Asunción

+307.500 METROS DE CABLE PROTEGIDO PARA MEDIA TENSION DE 70MM2 XLPE.
+27.000 METROS DE CABLE PROTEGIDO PARA MEDIA TENSION DE 35MM2 XLPE.
.
THE GOODS MUST BE BRASIL ORIGIN.
L/C COVERING: CIP ASUNCION, PARAGUAY.

46A: Documents Required
+FULL SET OF ROAD WAYBILL,(1) ORIGINAL VISAED BY PARAGUAYAN CONSULATE,CONSIGNED AND NOTIFIED TO THE ORDER OF ADMINISTRACION NACIONAL DE ELECTRICIDAD(ANDE) MARKED FREIGHT PREPAID UNTIL ASUNCION,PARAGUAY AND (2) COPIES.
+COMMERCIAL INVOICE (3) FOLDS,(1) ORIGINAL VISAED BY PARAGUAYAN CONSULATE AND (2) COPIES.
+PACKING LIST (3) FOLDS, (1) ORIGINAL AND (2) COPIES.
+CERTIFICATE OF ORIGIN, (1) ORIGINAL AND (2) COPIES.
+CERTIFICATE AND/OR POLICY OF INSURANCE FOR THE 110PCT OF INVOICE VALUE, COVERING ALL RISK, 1 ORIGINAL AND 2 COPIES INCLUDING 60 DAYS IN TRANSHIPMENT PORT AND 30 DAYS IN FINAL DESTINY.

47A: Additional Conditions
+DOCS.MUST BE CONSIGNED FOR:USD.3.575.550,00 (TOTAL SUPPLY VALUE).
.
+THIS L/C CAN BE NEGOTIATED AGAINST PRESENTATION OF COPIES OF THE ORIGINAL DOCS. REQUIRED AND A BENEF. DOCUMENT WRITTEN CERTIFICATE STATING THAT ORIGINAL DOCS. HAVE BEEN SENT DIRECTLY TO THE APPLICANT (ANDE) BY COURIER (TO DPTO. DE IMPORTACIONES).
+ORIGINAL DOCUMENTS AND ONE SET OF COPIES MUST BE SENT DIRECTLY TO THE APPLICANT ADMINISTRACION NACIONAL DE ELECTRICIDAD (ANDE) - IMPORT DEPT.ADDRESS:AVDA.ESPANA NO 1268 C.PADRE CARDOZO.ASUNCION, PARAGUAY,FOR CUSTOMS CLEARANCE FORMALITIES.
+ALL DOCS. AND PACKAGES SHOULD BE MARKED: LPI ANDE-CAF NBR 1551/2021 - CONTRATO NBR 8752/2022 - OCI NBR 8207 - LOTE NBR 1
+COPIES OF THE DOCUMENTS MUST BE SENT TO: CITIBANK NA
+ALL REQUIRED DOCUMENTS MUST BE ISSUED IN ENGLISH OR SPANISH LANGUAGE.
+DISCREPANCY FEE USD.110,00 WILL BE DEDUCTED FROM DOCUMENTS VALUE FOR EACH PRESENTATION OF DISCREPANT DOCUMENTS UNDER THIS CREDIT, AMENDMENT FEE USD.110,00.
.
TO CITIBANK NA: PLS DISPATCH OF DOCS. TO BANCO NACIONAL DE FOMENTO - DIVISION DE OPERACIONES INTERNACIONALES.
ADDRESS: INDEPENDENCIA NACIONAL E/25 DE MAYO Y CERRO CORA.
ASUNCION-PARAGUAY.

49G: Special Payment Conditions for Beneficiary
TERMS OF PAYMENT:
+WHEN BOARDING THE GOODS:USD.3.182.239,50(89PCT OF TOTAL CIP AMOUNT OF THE GOODS SHIPPED) AGAINST PRESENTATION OF SHIPPING DOCUMENTS.
+UPON ACCEPTANCE OF THE GOODS:USD.357.555,00(REMAINING 10PCT OF CIP TOTAL AMOUNT OF THE GOODS RECEIVED)WILL BE PAID AFTER A WRITTEN AUTHORIZATION FROM ANDE TO THE ISSUING BANK.
+USD.35.755,50(1PCT OF EACH INVOICE VALUE) WILL BE DEDUCTED FROM THE L/C FOR CONTRACT NBR 8752/2022-LPI ANDE CAF NBR 1551/2021, ACCORDING TO THE PARAGUAYAN LAW 6490/2022 AND 6672/2020.

71D: Charges
ALL BANKING CHARGES OUTSIDE OF PARAGUAY ARE FOR THE BENEF.ACC.
ALL AMENDMENT CHRG.IN AND OUTSIDE PARAGUAY ARE FOR BENEF.ACC.
REIMBURSEMENT CHARGES SHOULD BE

BANCO NACIONAL DE FOMENTO
DIVISION DE OPERACIONES INTERNACIONALES
BNF
Asunción

PAID BY BENEFICIARY
49: Confirmation Instructions
WITHOUT
53A: Reimbursing Bank - FI BIC
CITIUS33
CITIBANK N.A.
NEW YORK,NY US
78: Instr to Payg/Accptg/Negotg Bank
WE KINDLY REQUEST TO PRE NOTICE WITH 3 LABOR DAYS IN ADVANCE FOR
ANY CLAIM AND/OR DEBIT
57A: 'Advise Through' Bank - FI BIC
CBBABRSP
ITAU UNIBANCO S/A
SAO PAULO BR
72Z: Sender to Receiver Information
/TELEBEN/

--- Message Trailer ---

{CHK:341BC7D09C64}
PKI Signature: MAC-Equivalent

--- Interventions ---

Category : Network Report
tion Time : 06/12/22 05:34:19
Application : SWIFT Interface
Operator : SYSTEM
Text
{1:F21BNFAPYPAAXXX6790200451}{4:{177:2212061034}{451:0}}

BANCO NACIONAL DE FOMENTO
DIVISION OPERACIONES INTERNACIONALES
BNF
Asuncion