LME
An HKEX Company

LME monthly trading

Aug 2020

Prices - Aug 2020

Contract	Offical Cash Settlement Price				Official 3 Month Price			
	Average	Low	High	*M/M change %	Average	Low	High	*M/M change %
LME Aluminium	$1,733.90	$1,679.50	$1,762.00	5.8%	$1,771.55	$1,718.50	$1,797.50	5.9%
LME Aluminium Alloy	$1,319.00	$1,295.00	$1,343.00	5.5%	$1,337.78	$1,316.50	$1,360.00	6.9%
LME NASAAC	$1,363.88	$1,310.00	$1,397.50	7.8%	$1,380.03	$1,315.00	$1,425.00	8.8%
LME Copper	$6,496.70	$6,342.50	$6,728.00	2.2%	$6,485.85	$6,334.00	$6,702.00	2.2%
LME Lead	$1,935.20	$1,834.00	$1,994.00	6.8%	$1,954.35	$1,852.50	$2,014.50	6.9%
LME Nickel	$14,486.85	$13,683.00	$15,414.00	8.6%	$14,535.05	$13,734.00	$15,442.00	8.6%
LME Tin	$17,671.90	$17,170.00	$17,960.00	1.3%	$17,649.25	$17,205.00	$17,932.00	1.6%
LME Zinc	$2,406.83	$2,286.00	$2,529.50	11.3%	$2,426.23	$2,297.50	$2,554.50	11.7%
LME Cobalt	$32,905.00	$30,200.00	$33,100.00	15.2%	$33,065.00	$30,500.00	$33,200.00	15.7%

* Percentage change in average price from previous month

-house stock movements (tonnes) - Aug 2020

Contract	Delivered In	Delivered Out	Net	Closing
LME Aluminium	20,075	102,025	-81,950	1,550,225
LME Aluminium Alloy	580	0	580	6,120
LME NASAAC	40	780	-740	28,200
LME Copper	19,850	58,275	-38,425	88,250
LME Lead	9,325	2,575	6,750	124,900
LME Nickel	6,048	2,592	3,456	238,722
LME Tin	1,930	565	1,365	5,240
LME Zinc	47,150	15,000	32,150	220,125
LME Cobalt	0	140	-140	455
TOTAL	104,998	181,952	-76,954	2,262,237

Monthly warehouse stock movements

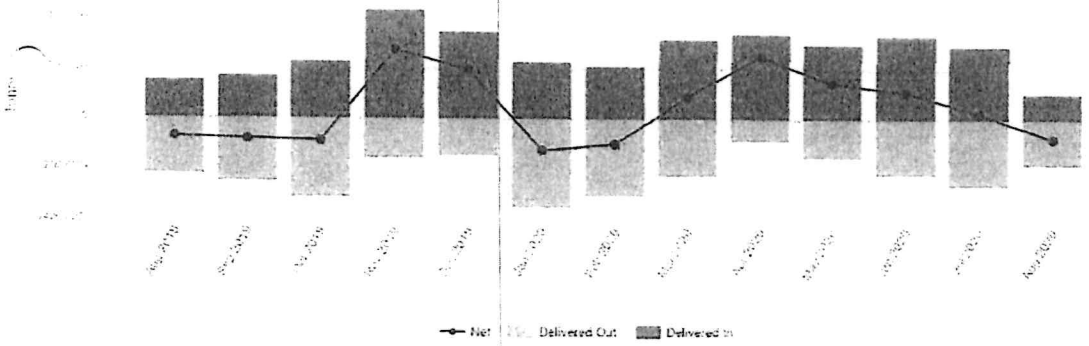

LME
An HKEX Company

LME monthly trading

Sep 2020

Prices - Sep 2020

Contract	Offical Cash Settlement Price				Official 3 Month Price			
	Average	Low	High	*M/M change %	Average	Low	High	*M/M change %
LME Aluminium	$1,745.34	$1,697.00	$1,781.50	0.7%	$1,783.32	$1,735.00	$1,818.00	0.7%
LME Aluminium Alloy	$1,472.86	$1,400.50	$1,578.00	11.7%	$1,494.84	$1,440.00	$1,600.00	11.7%
LME NASAAC	$1,443.64	$1,395.50	$1,500.00	5.8%	$1,463.98	$1,430.00	$1,519.50	6.1%
LME Copper	$6,712.41	$6,529.00	$6,837.00	3.3%	$6,695.43	$6,523.00	$6,804.50	3.2%
LME Lead	$1,881.36	$1,801.00	$1,984.00	-2.8%	$1,906.93	$1,821.50	$2,009.50	-2.4%
LME Nickel	$14,866.27	$14,179.00	$15,660.00	2.6%	$14,907.18	$14,220.00	$15,697.00	2.6%
LME Tin	$17,945.95	$17,080.00	$18,420.00	1.6%	$17,961.82	$17,136.00	$18,379.00	1.8%
LME Zinc	$2,450.50	$2,365.00	$2,554.00	1.8%	$2,471.50	$2,379.50	$2,577.50	1.9%
LME Cobalt	$33,481.59	$32,985.00	$34,000.00	1.8%	$33,701.82	$33,200.00	$34,215.00	1.9%

* Percentage change in average price from previous month

W[illegible]ouse stock movements (tonnes) - Sep 2020

Contract	Delivered In	Delivered Out	Net	Closing
LME Aluminium	0	99,275	-99,275	1,450,950
LME Aluminium Alloy	0	340	-340	5,780
LME NASAAC	20	1,120	-1,100	27,100
LME Copper	115,000	40,125	74,875	163,125
LME Lead	21,275	9,175	12,100	137,000
LME Nickel	3,780	6,354	-2,574	236,148
LME Tin	1,180	870	310	5,550
LME Zinc	2,100	9,650	-7,550	212,575
LME Cobalt	0	4	-4	451
TOTAL	143,355	166,913	-23,558	2,238,679

Monthly warehouse stock movements

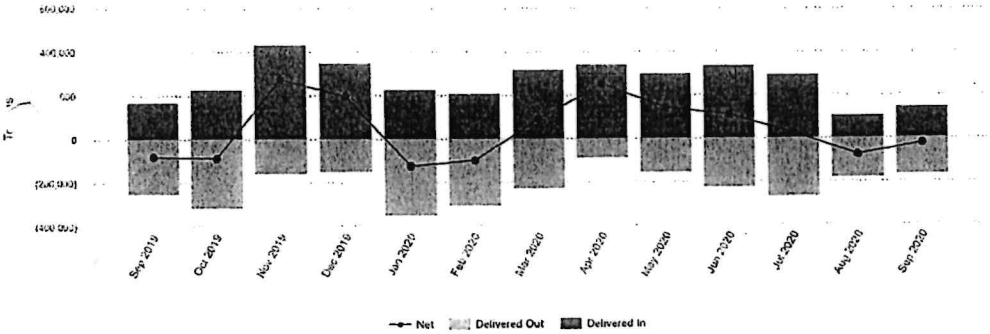

Ing. Gustavo Etcheverry
DR/UA - ANDE

CONO S.R.L.

LME
An HKEX Company

LME Monthly Trading

Jul-23

Prices - Jul-23

Contract	Official Cash Settlement Price				Official 3 Month Price			
	Average	Low	High	*M/M Change %	Average	Low	High	M/M Change %
LME Aluminium	$2,152.38	$2,086.00	$2,236.00	-1.3%	$2,197.93	$2,131.00	$2,279.00	-1.0%
LME Aluminium Alloy	$1,822.19	$1,746.00	$1,955.00	-6.6%	$1,875.48	$1,800.00	$2,007.00	-6.6%
LME NASAAC	$2,411.71	$2,411.00	$2,413.00	-0.2%	$2,440.00	$2,440.00	$2,440.00	-0.4%
LME Copper	$8,445.26	$8,251.00	$8,651.00	0.7%	$8,467.45	$8,270.00	$8,670.50	0.9%
LME Lead	$2,106.88	$2,038.00	$2,170.00	-0.5%	$2,105.95	$2,033.00	$2,173.00	1.2%
LME Nickel	$20,898.33	$20,160.00	$21,650.00	-1.4%	$21,144.76	$20,405.00	$21,925.00	-1.0%
LME Tin	$28,751.43	$27,700.00	$29,450.00	5.5%	$28,386.67	$27,100.00	$29,450.00	7.9%
LME Zinc	$2,396.60	$2,337.50	$2,550.00	1.2%	$2,409.48	$2,348.50	$2,540.00	1.4%
LME Cobalt	$32,982.14	$32,975.00	$32,995.00	13.1%	$33,420.00	$33,420.00	$33,420.00	12.9%

* Percentage change in average price from previous month

Warehouse stock movements (tonnes) - Jul-23

Contract	Delivered In	Delivered Out	Net	Closing
LME Aluminium	30,950	- 67,450	- 36,500	505,550
LME Aluminium Alloy	-	-	-	1,920
LME NASAAC	-	- 160	- 160	620
LME Copper	39,825	- 35,850	3,975	74,175
LME Lead	14,350	- 650	13,700	55,075
LME Nickel	1,128	- 2,124	- 996	37,512
LME Tin	1,745	- 95	1,650	5,255
LME Zinc	35,775	- 16,700	19,075	99,350
LME Cobalt	-	-	-	93
Total	123,773	- 123,029	744	779,550

Monthly Warehouse Stock Movements

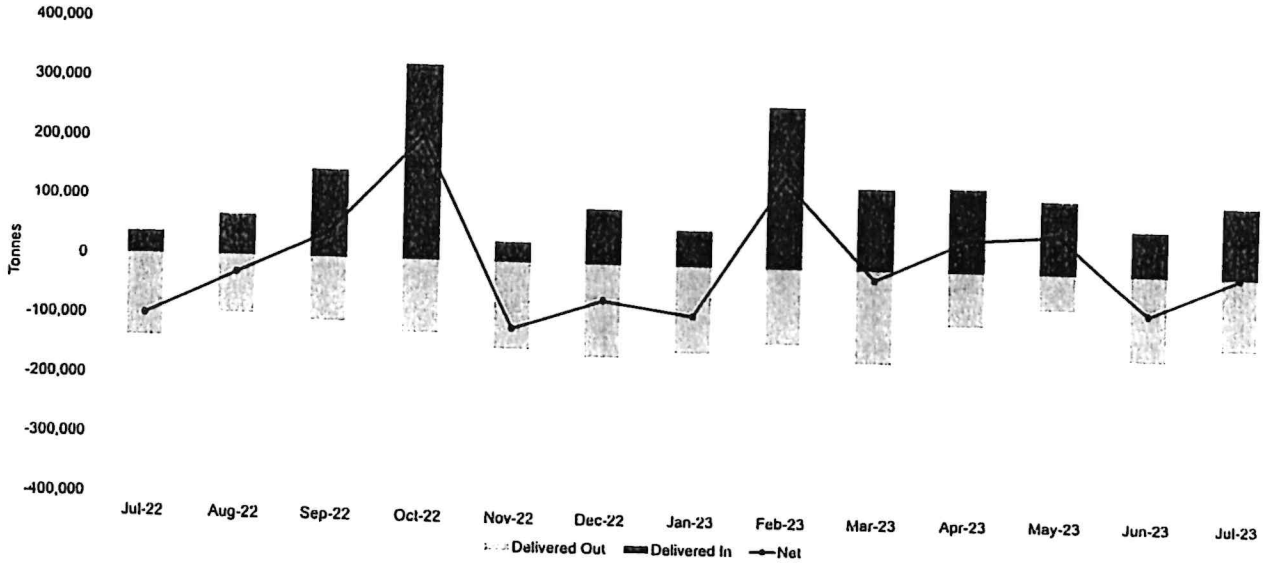

© The London Metal Exchange - An HKEX Company. 10 Finsbury Square, London EC2A 1AJ
The information contained within this presentation is for illustrative and educational purposes only and should not be relied upon in making any investment decision. The past performance of any commodity, derivative or other product referred to in the presentation cannot be relied upon as a guide to its futureperformance. Whilst every effort has been made to ensure the information is up-to-date and correct, the LME cannot guarantee that it is completely accurate and free from human error. The information is published "as is" without any warranty of any kind, express or implied, as to accuracy of the information and the LME shall not be liable for any losses or damage that mayresult from use of the presentation as a consequence of any inaccuracies in, or any omissions from, the information which it may contain. The information may not be reproduced, distributed or transmitted to any other person or incorporated in any way into another publication or other material.