# LME monthly trading

Apr 2021

## Prices - Apr 2021

| Contract | Offical Cash Settlement Price | | | | Official 3 Month Price | | | |
|---|---|---|---|---|---|---|---|---|
| | Average | Low | High | *M/M change % | Average | Low | High | *M/M change % |
| LME Aluminium | $2,323.75 | $2,212.50 | $2,445.00 | 6.0% | $2,333.25 | $2,236.50 | $2,438.00 | 5.5% |
| LME Aluminium Alloy | $1,962.38 | $1,875.50 | $2,042.00 | -10.3% | $1,963.63 | $1,875.00 | $2,050.00 | -10.8% |
| LME NASAAC | $2,216.30 | $2,182.50 | $2,265.00 | -0.8% | $2,225.90 | $2,195.00 | $2,260.00 | -1.2% |
| LME Copper | $9,335.55 | $8,768.00 | $9,990.00 | 3.7% | $9,324.13 | $8,764.00 | $9,983.00 | 3.7% |
| LME Lead | $2,006.33 | $1,942.50 | $2,117.00 | 2.3% | $2,028.03 | $1,966.50 | $2,138.00 | 2.3% |
| LME Nickel | $16,480.70 | $16,001.00 | $17,477.00 | 0.1% | $16,524.90 | $16,048.00 | $17,512.00 | 0.1% |
| LME Tin | $28,508.10 | $27,369.00 | $32,193.00 | 4.1% | $26,625.00 | $25,202.00 | $28,975.00 | 6.2% |
| LME Zinc | $2,827.35 | $2,754.50 | $2,928.00 | 1.3% | $2,846.80 | $2,776.00 | $2,945.00 | 1.4% |
| LME Cobalt | $48,988.25 | $45,200.00 | $50,105.00 | -6.6% | $48,918.25 | $45,165.00 | $50,000.00 | -6.5% |

* Percentage change in average price from previous month

## Warehouse stock movements (tonnes) - Apr 2021

| Contract | Delivered In | Delivered Out | Net | Closing |
|---|---|---|---|---|
| LME Aluminium | 77,975 | 139,575 | -61,600 | 1,827,800 |
| LME Aluminium Alloy | 320 | 0 | 320 | 2,000 |
| LME NASAAC | 2,380 | 4,020 | -1,640 | 14,360 |
| LME Copper | 39,000 | 45,375 | -6,375 | 137,400 |
| LME Lead | 300 | 9,275 | -8,975 | 110,575 |
| LME Nickel | 14,184 | 11,370 | 2,814 | 261,996 |
| LME Tin | 290 | 785 | -495 | 1,245 |
| LME Zinc | 31,700 | 10,450 | 21,250 | 291,750 |
| LME Cobalt | 0 | 0 | 0 | 294 |
| TOTAL | 166,149 | 220,850 | -54,701 | 2,647,420 |

## Monthly warehouse stock movements

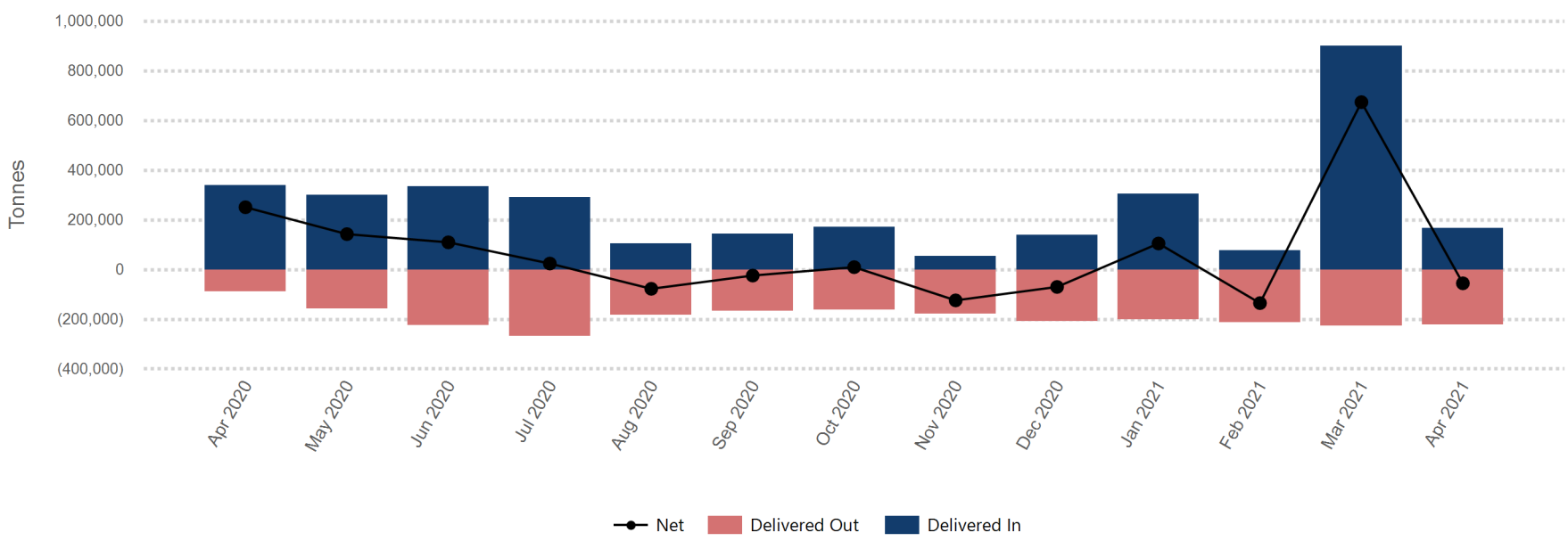

# LME Monthly Trading

Oct-22

## Prices - Oct-22

| Contract | Official Cash Settlement Price | | | | Official 3 Month Price | | | |
|---|---|---|---|---|---|---|---|---|
| | Average | Low | High | *M/M Change % | Average | Low | High | *M/M Change % |
| LME Aluminium | $2,243.29 | $2,155.50 | $2,374.00 | 0.6% | $2,249.62 | $2,169.00 | $2,360.50 | 0.3% |
| LME Aluminium Alloy | $1,723.81 | $1,600.00 | $1,760.00 | -2.1% | $1,723.81 | $1,600.00 | $1,760.00 | -2.1% |
| LME NASAAC | $2,442.90 | $2,386.00 | $2,505.00 | 4.2% | $2,457.81 | $2,400.00 | $2,521.00 | 4.0% |
| LME Copper | $7,621.21 | $7,420.00 | $7,777.00 | -1.5% | $7,549.31 | $7,370.00 | $7,707.00 | -1.4% |
| LME Lead | $1,988.10 | $1,865.50 | $2,096.00 | 6.1% | $1,962.36 | $1,870.00 | $2,053.00 | 4.2% |
| LME Nickel | $21,935.71 | $21,300.00 | $22,400.00 | -3.3% | $22,045.95 | $21,385.00 | $22,500.00 | -3.0% |
| LME Tin | $19,406.19 | $17,700.00 | $20,345.00 | -8.7% | $19,372.62 | $17,700.00 | $20,300.00 | -8.4% |
| LME Zinc | $2,959.76 | $2,755.00 | $3,096.00 | -5.6% | $2,929.81 | $2,714.00 | $3,071.00 | -5.7% |
| LME Cobalt | $51,510.00 | $51,505.00 | $51,520.00 | 0.0% | $51,955.00 | $51,955.00 | $51,955.00 | 0.0% |

* Percentage change in average price from previous month

## Warehouse stock movements (tonnes) - Oct-22

| Contract | Delivered In | Delivered Out | Net | Closing |
|---|---|---|---|---|
| LME Aluminium | 301,450 | - 47,525 | 253,925 | 583,975 |
| LME Aluminium Alloy | - | - | - | 2,120 |
| LME NASAAC | - | - 360 | - 360 | 3,680 |
| LME Copper | 26,225 | - 55,550 | - 29,325 | 106,425 |
| LME Lead | 100 | - 4,750 | - 4,650 | 27,625 |
| LME Nickel | 3,822 | - 4,170 | - 348 | 52,026 |
| LME Tin | 520 | - 930 | - 410 | 4,465 |
| LME Zinc | 400 | - 9,200 | - 8,800 | 44,825 |
| LME Cobalt | - | - 8 | - 8 | 167 |
| Total | 332,517 | - 122,493 | 210,024 | 825,308 |

## Monthly Warehouse Stock Movements

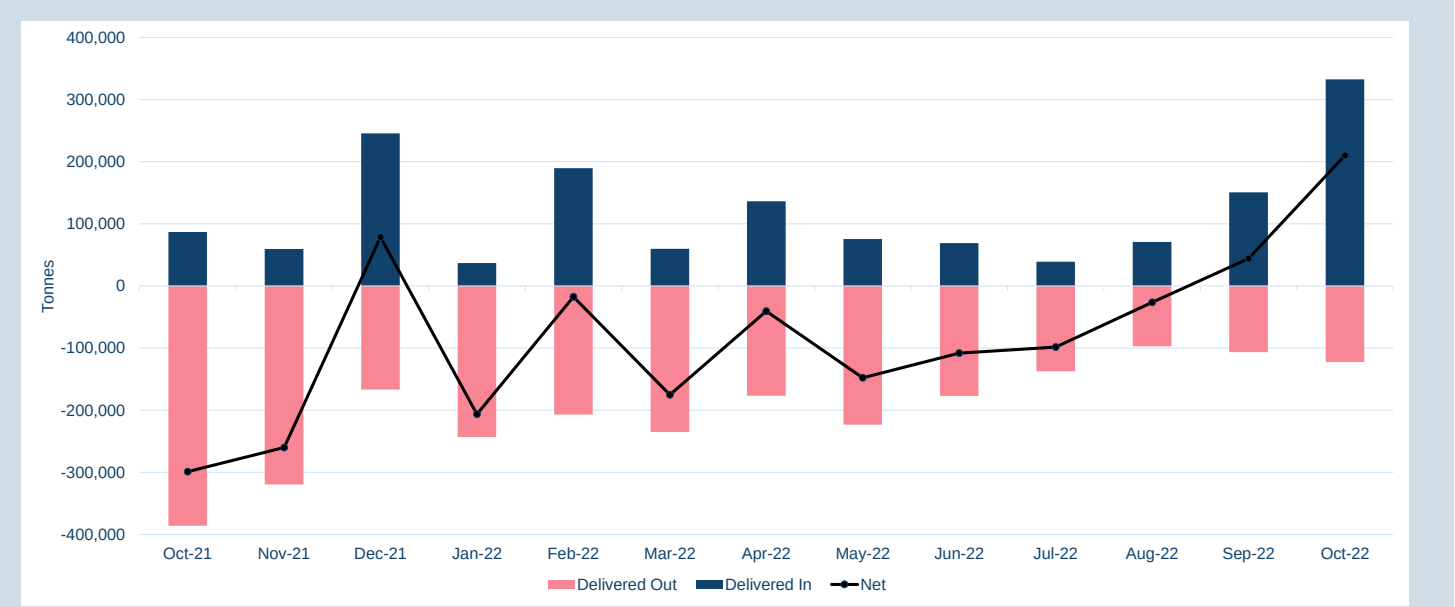


© The London Metal Exchange - An HKEX Company. 10 Finsbury Square, London EC2A 1AJ

The information contained within this presentation is for illustrative and educational purposes only and should not be relied upon in making any investment decision. The past performance of any commodity, derivative or other product referred to in the presentation cannot be relied upon as a guide to its futureperformance. Whilst every effort has been made to ensure the information is up-to-date and correct, the LME cannot guarantee that it is completely accurate and free from human error. The information is published "as is" without any warranty of any kind, express or implied, as to accuracy of the information and the LME shall not be liable for any losses or damage that mayresult from use of the presentation as a consequence of any inaccuracies in, or any omissions from, the information which it may contain. The information may not be reproduced, distributed or transmitted to any other person or incorporated in any way into another publication or other material.

# LME Monthly Trading

Nov-22

## Prices - Nov-22

| Contract | Official Cash Settlement Price | | | | Official 3 Month Price | | | |
|---|---|---|---|---|---|---|---|---|
| | Average | Low | High | *M/M Change % | Average | Low | High | *M/M Change % |
| LME Aluminium | $2,335.27 | $2,216.00 | $2,410.00 | 4.1% | $2,359.20 | $2,238.50 | $2,445.00 | 4.9% |
| LME Aluminium Alloy | $1,790.91 | $1,600.00 | $1,860.00 | 3.9% | $1,790.91 | $1,600.00 | $1,860.00 | 3.9% |
| LME NASAAC | $2,386.59 | $2,383.00 | $2,393.00 | -2.3% | $2,393.18 | $2,390.00 | $2,400.00 | -2.6% |
| LME Copper | $8,029.95 | $7,510.00 | $8,441.00 | 5.4% | $8,035.89 | $7,485.00 | $8,437.00 | 6.4% |
| LME Lead | $2,099.39 | $1,978.00 | $2,212.50 | 5.6% | $2,101.86 | $1,965.00 | $2,219.00 | 7.1% |
| LME Nickel | $25,257.05 | $22,705.00 | $29,600.00 | 15.1% | $25,386.82 | $22,850.00 | $29,700.00 | 15.2% |
| LME Tin | $21,136.36 | $18,050.00 | $24,525.00 | 8.9% | $21,003.86 | $17,900.00 | $24,150.00 | 8.4% |
| LME Zinc | $2,923.68 | $2,682.00 | $3,145.00 | -1.2% | $2,915.61 | $2,666.00 | $3,128.00 | -0.5% |
| LME Cobalt | $51,505.45 | $51,490.00 | $51,520.00 | 0.0% | $51,955.00 | $51,955.00 | $51,955.00 | 0.0% |

* Percentage change in average price from previous month

## Warehouse stock movements (tonnes) - Nov-22

| Contract | Delivered In | Delivered Out | Net | Closing |
|---|---|---|---|---|
| LME Aluminium | 1,625 | - 86,450 | - 84,825 | 499,150 |
| LME Aluminium Alloy | - | - 100 | - 100 | 2,020 |
| LME NASAAC | - | - 160 | - 160 | 3,520 |
| LME Copper | 25,625 | - 43,775 | - 18,150 | 88,275 |
| LME Lead | 3,300 | - 7,175 | - 3,875 | 23,750 |
| LME Nickel | 4,428 | - 3,330 | 1,098 | 53,124 |
| LME Tin | 320 | - 1,705 | - 1,385 | 3,080 |
| LME Zinc | 650 | - 4,250 | - 3,600 | 41,225 |
| LME Cobalt | - | - 2 | - 2 | 165 |
| Total | 35,948 | - 146,947 | - 110,999 | 714,309 |

## Monthly Warehouse Stock Movements

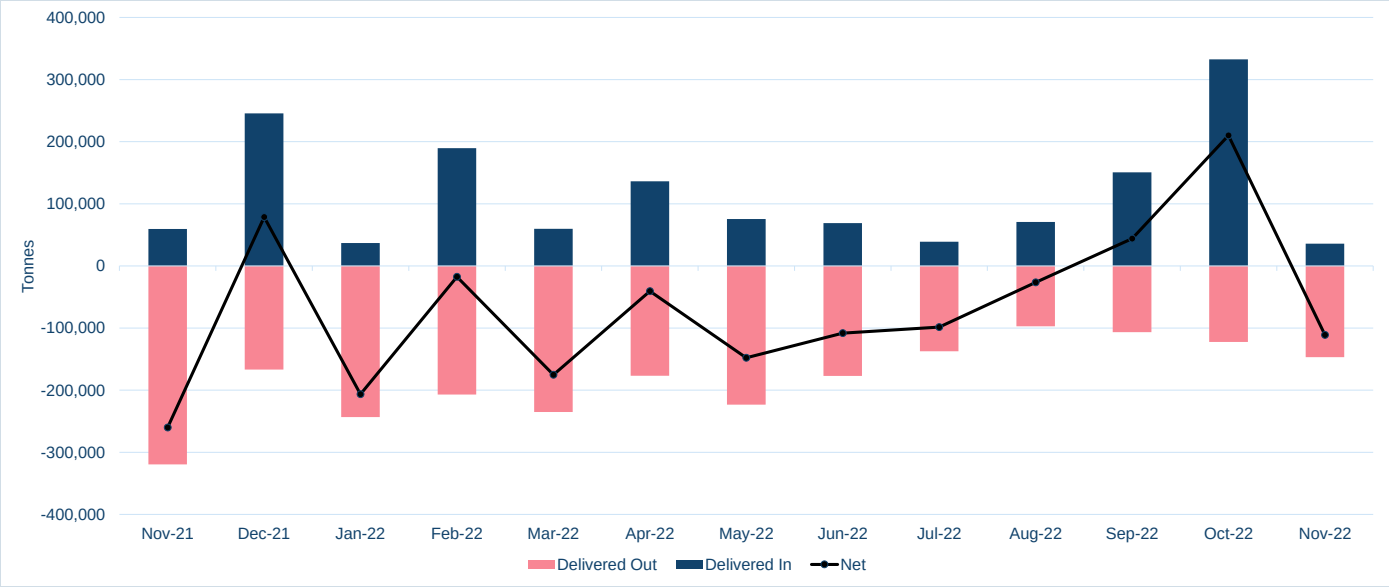


© The London Metal Exchange - An HKEX Company. 10 Finsbury Square, London EC2A 1AJ

The information contained within this presentation is for illustrative and educational purposes only and should not be relied upon in making any investment decision. The past performance of any commodity, derivative or other product referred to in the presentation cannot be relied upon as a guide to its futureperformance. Whilst every effort has been made to ensure the information is up-to-date and correct, the LME cannot guarantee that it is completely accurate and free from human error. The information is published "as is" without any warranty of any kind, express or implied, as to accuracy of the information and the LME shall not be liable for any losses or damage that mayresult from use of the presentation as a consequence of any inaccuracies in, or any omissions from, the information which it may contain. The information may not be reproduced, distributed or transmitted to any other person or incorporated in any way into another publication or other material.

# THE LONDON METAL EXCHANGE LIMITED

## AVERAGE OFFICIAL AND SETTLEMENT PRICES US$/TONNE

## FOR THE MONTH OF DECEMBER 2022

| | **Primary Aluminium** | Aluminium Alloy | **Copper** | Lead | Nickel | Tin | Special Hg | NASAAC | Steel Billet | Cobalt | Molybdenum |
|---|---|---|---|---|---|---|---|---|---|---|---|
| | (dollars) | (dollars) | (dollars) | (dollars) | (dollars) | (dollars) | (dollars) | (dollars) | (dollars) | (dollars) | (dollars) |
| Cash Buyer | 2394,08 | 1893,55 | 8366,35 | 2211,13 | 28823,00 | 24050,75 | 3126,75 | 2350,15 | 0,50 | ####### | 0,50 |
| Cash Seller & Settlement | **2394,88** | 1903,55 | **8367,23** | 2212,48 | 28853,75 | 24099,00 | 3128,25 | 2360,15 | 1,00 | ####### | 1,00 |
| Cash Mean | 2394,48 | 1898,55 | 8366,79 | 2211,80 | 28838,38 | 24074,88 | 3127,50 | 2355,15 | 0,75 | ####### | 0,75 |
| 3-months Buyer | 2428,10 | 1906,25 | 8395,15 | 2205,45 | 29001,00 | 23993,25 | 3102,63 | 2351,50 | 0,50 | ####### | 0,50 |
| 3-months Seller | 2429,50 | 1916,25 | 8397,45 | 2207,05 | 29041,50 | 24037,75 | 3104,05 | 2361,50 | 1,00 | ####### | 1,00 |
| 3-months Mean | 2428,80 | 1911,25 | 8396,30 | 2206,25 | 29021,25 | 24015,50 | 3103,34 | 2356,50 | 0,75 | ####### | 0,75 |
| December 1 Buyer | 2503,35 | 1933,25 | 8381,00 | 2211,30 | 29706,75 | | 3024,10 | 2357,50 | | | |
| December 1 Seller | 2508,35 | 1943,25 | 8391,00 | 2216,30 | 29756,75 | | 3029,10 | 2367,50 | | | |
| December 1 Mean | 2505,85 | 1938,25 | 8386,00 | 2213,80 | 29731,75 | | 3026,60 | 2362,50 | | | |
| December 2 Buyer | 2593,60 | | 8351,75 | 2210,65 | 30701,00 | | 2894,00 | | | | |
| December 2 Seller | 2598,60 | | 8361,75 | 2215,65 | 30751,00 | | 2899,00 | | | | |
| December 2 Mean | 2596,10 | | 8356,75 | 2213,15 | 30726,00 | | 2896,50 | | | | |
| December 3 Buyer | 2679,25 | | 8328,25 | 2200,65 | 31576,50 | | 2747,05 | | | | |
| December 3 Seller | 2684,25 | | 8338,25 | 2205,65 | 31626,50 | | 2752,05 | | | | |
| December 3 Mean | 2681,75 | | 8333,25 | 2203,15 | 31601,50 | | 2749,55 | | | | |

# LME Monthly Trading

Jan-23

## Prices - Jan-23

| Contract | Official Cash Settlement Price | | | | Official 3 Month Price | | | |
|---|---|---|---|---|---|---|---|---|
| | Average | Low | High | *M/M Change % | Average | Low | High | *M/M Change % |
| LME Aluminium | $2,489.02 | $2,242.50 | $2,636.00 | 3.9% | $2,521.81 | $2,275.00 | $2,662.00 | 3.8% |
| LME Aluminium Alloy | $2,098.67 | $2,088.00 | $2,171.00 | 10.3% | $2,157.14 | $2,150.00 | $2,225.00 | 12.6% |
| LME NASAAC | $2,157.00 | $2,001.00 | $2,323.00 | -8.6% | $2,240.38 | $2,100.00 | $2,389.00 | -5.1% |
| LME Copper | $8,999.79 | $8,209.00 | $9,436.00 | 7.6% | $9,020.36 | $8,237.00 | $9,430.00 | 7.4% |
| LME Lead | $2,208.17 | $2,063.00 | $2,331.00 | -0.2% | $2,189.43 | $2,068.00 | $2,287.00 | -0.8% |
| LME Nickel | $28,240.48 | $26,475.00 | $31,200.00 | -2.1% | $28,497.62 | $26,750.00 | $31,350.00 | -1.9% |
| LME Tin | $28,080.71 | $25,050.00 | $32,050.00 | 16.5% | $28,146.19 | $25,135.00 | $32,100.00 | 17.1% |
| LME Zinc | $3,289.38 | $2,977.00 | $3,509.00 | 5.2% | $3,269.67 | $2,950.00 | $3,486.00 | 5.3% |
| LME Cobalt | $48,889.76 | $48,545.00 | $51,500.00 | -5.1% | $49,326.90 | $49,000.00 | $51,955.00 | -5.1% |

* Percentage change in average price from previous month

## Warehouse stock movements (tonnes) - Jan-23

| Contract | Delivered In | Delivered Out | Net | Closing |
|---|---|---|---|---|
| LME Aluminium | 50,050 | - 93,150 | - 43,100 | 404,150 |
| LME Aluminium Alloy | - | - | - | 1,920 |
| LME NASAAC | - | - 720 | - 720 | 1,740 |
| LME Copper | 10,225 | - 24,400 | - 14,175 | 74,375 |
| LME Lead | 1,700 | - 6,625 | - 4,925 | 20,225 |
| LME Nickel | 624 | - 6,918 | - 6,294 | 49,086 |
| LME Tin | 525 | - 505 | 20 | 3,015 |
| LME Zinc | - | - 14,000 | - 14,000 | 16,475 |
| LME Cobalt | - | - 6 | - 6 | 159 |
| Total | 63,124 | - 146,324 | - 83,200 | 571,145 |

## Monthly Warehouse Stock Movements

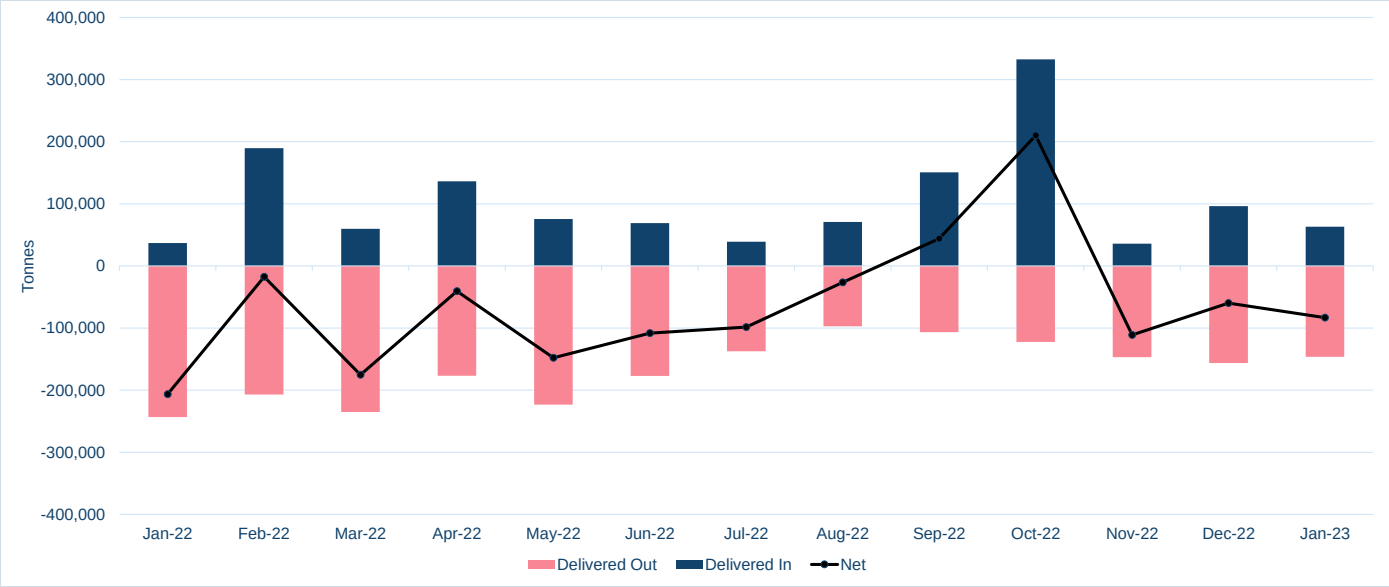


© The London Metal Exchange - An HKEX Company. 10 Finsbury Square, London EC2A 1AJ

The information contained within this presentation is for illustrative and educational purposes only and should not be relied upon in making any investment decision. The past performance of any commodity, derivative or other product referred to in the presentation cannot be relied upon as a guide to its futureperformance. Whilst every effort has been made to ensure the information is up-to-date and correct, the LME cannot guarantee that it is completely accurate and free from human error. The information is published "as is" without any warranty of any kind, express or implied, as to accuracy of the information and the LME shall not be liable for any losses or damage that mayresult from use of the presentation as a consequence of any inaccuracies in, or any omissions from, the information which it may contain. The information may not be reproduced, distributed or transmitted to any other person or incorporated in any way into another publication or other material.

# LME Monthly Trading

Feb-23

## Prices - Feb-23

| Contract | Official Cash Settlement Price | | | | Official 3 Month Price | | | |
|---|---|---|---|---|---|---|---|---|
| | Average | Low | High | *M/M Change % | Average | Low | High | *M/M Change % |
| LME Aluminium | $2,417.28 | $2,300.00 | $2,611.00 | -2.9% | $2,456.15 | $2,346.00 | $2,644.00 | -2.6% |
| LME Aluminium Alloy | $2,091.70 | $2,089.00 | $2,094.00 | -0.3% | $2,150.00 | $2,150.00 | $2,150.00 | -0.3% |
| LME NASAAC | $2,341.55 | $2,324.00 | $2,358.00 | 8.6% | $2,389.00 | $2,389.00 | $2,389.00 | 6.6% |
| LME Copper | $8,955.20 | $8,751.00 | $9,175.00 | -0.5% | $8,981.05 | $8,769.00 | $9,202.00 | -0.4% |
| LME Lead | $2,098.90 | $2,034.00 | $2,156.00 | -4.9% | $2,103.78 | $2,047.00 | $2,160.00 | -3.9% |
| LME Nickel | $26,689.75 | $24,600.00 | $30,060.00 | -5.5% | $26,957.25 | $24,900.00 | $30,350.00 | -5.4% |
| LME Tin | $27,069.50 | $25,110.00 | $29,550.00 | -3.6% | $27,217.50 | $25,350.00 | $29,625.00 | -3.3% |
| LME Zinc | $3,143.75 | $3,021.00 | $3,439.50 | -4.4% | $3,112.98 | $2,989.50 | $3,404.50 | -4.8% |
| LME Cobalt | $37,356.00 | $33,745.00 | $48,565.00 | -23.6% | $37,783.50 | $34,180.00 | $49,000.00 | -23.4% |

* Percentage change in average price from previous month

## Warehouse stock movements (tonnes) - Feb-23

| Contract | Delivered In | Delivered Out | Net | Closing |
|---|---|---|---|---|
| LME Aluminium | 237,325 | - 91,375 | 145,950 | 550,100 |
| LME Aluminium Alloy | - | - | - | 1,920 |
| LME NASAAC | - | - 600 | - 600 | 1,140 |
| LME Copper | 11,250 | - 22,425 | - 11,175 | 63,200 |
| LME Lead | 5,200 | - 325 | 4,875 | 25,100 |
| LME Nickel | 2,484 | - 7,476 | - 4,992 | 44,094 |
| LME Tin | 690 | - 765 | - 75 | 2,940 |
| LME Zinc | 21,825 | - 5,075 | 16,750 | 33,225 |
| LME Cobalt | - | - 24 | - 24 | 135 |
| Total | 278,774 | - 128,065 | 150,709 | 721,854 |

## Monthly Warehouse Stock Movements

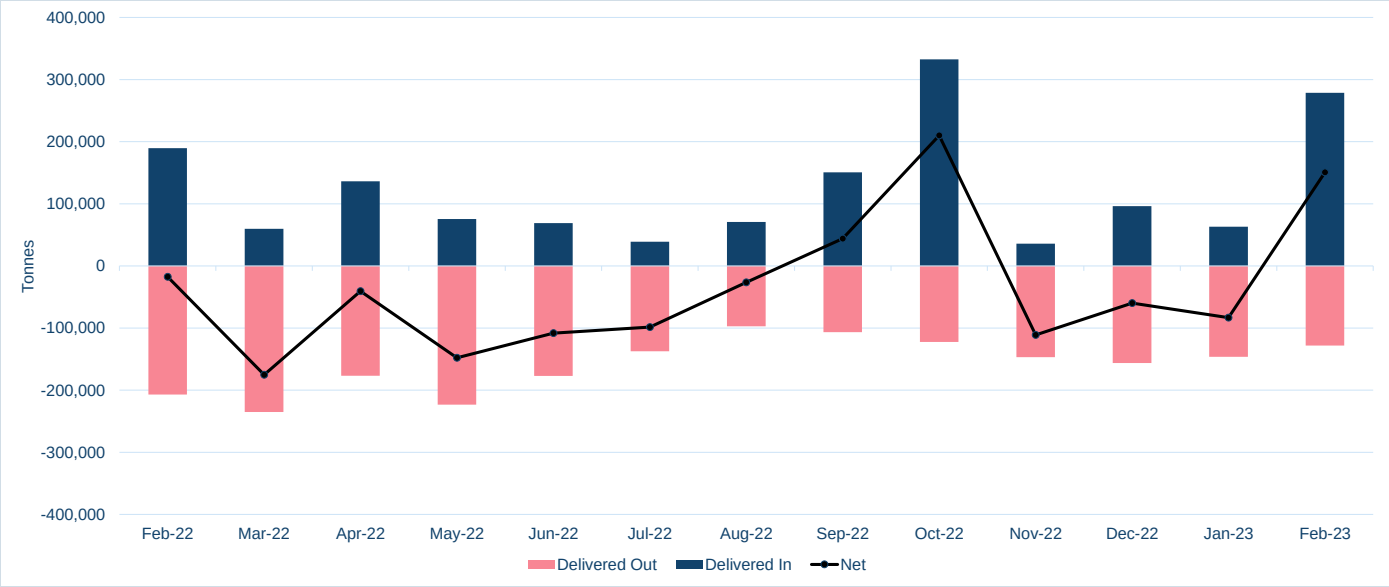


© The London Metal Exchange - An HKEX Company. 10 Finsbury Square, London EC2A 1AJ

The information contained within this presentation is for illustrative and educational purposes only and should not be relied upon in making any investment decision. The past performance of any commodity, derivative or other product referred to in the presentation cannot be relied upon as a guide to its futureperformance. Whilst every effort has been made to ensure the information is up-to-date and correct, the LME cannot guarantee that it is completely accurate and free from human error. The information is published "as is" without any warranty of any kind, express or implied, as to accuracy of the information and the LME shall not be liable for any losses or damage that mayresult from use of the presentation as a consequence of any inaccuracies in, or any omissions from, the information which it may contain. The information may not be reproduced, distributed or transmitted to any other person or incorporated in any way into another publication or other material.

# LME Monthly Trading

Mar-23

## Prices - Mar-23

| Contract | Official Cash Settlement Price | | | | Official 3 Month Price | | | |
|---|---|---|---|---|---|---|---|---|
| | Average | Low | High | *M/M Change % | Average | Low | High | *M/M Change % |
| LME Aluminium | $2,290.11 | $2,232.00 | $2,366.50 | -5.3% | $2,336.61 | $2,280.00 | $2,411.00 | -4.9% |
| LME Aluminium Alloy | $2,015.00 | $1,950.00 | $2,095.00 | -3.7% | $2,069.17 | $2,007.00 | $2,150.00 | -3.8% |
| LME NASAAC | $2,302.52 | $2,199.00 | $2,341.00 | -1.7% | $2,375.17 | $2,314.00 | $2,473.00 | -0.6% |
| LME Copper | $8,835.72 | $8,525.00 | $9,066.50 | -1.3% | $8,846.17 | $8,537.00 | $9,081.00 | -1.5% |
| LME Lead | $2,114.78 | $2,055.00 | $2,182.00 | 0.8% | $2,108.41 | $2,064.00 | $2,153.00 | 0.2% |
| LME Nickel | $23,307.17 | $21,895.00 | $25,025.00 | -12.7% | $23,553.91 | $22,100.00 | $25,225.00 | -12.6% |
| LME Tin | $24,014.35 | $22,225.00 | $26,100.00 | -11.3% | $24,075.65 | $22,250.00 | $26,000.00 | -11.5% |
| LME Zinc | $2,956.26 | $2,864.00 | $3,091.50 | -6.0% | $2,933.80 | $2,847.00 | $3,068.00 | -5.8% |
| LME Cobalt | $33,832.61 | $33,745.00 | $34,510.00 | -9.4% | $34,256.09 | $34,180.00 | $34,930.00 | -9.3% |

* Percentage change in average price from previous month

## Warehouse stock movements (tonnes) - Mar-23

| Contract | Delivered In | Delivered Out | Net | Closing |
|---|---|---|---|---|
| LME Aluminium | 65,450 | - 91,650 | - 26,200 | 523,900 |
| LME Aluminium Alloy | - | - | - | 1,920 |
| LME NASAAC | - | - 180 | - 180 | 960 |
| LME Copper | 53,050 | - 52,400 | 650 | 63,850 |
| LME Lead | 1,950 | - 675 | 1,275 | 26,375 |
| LME Nickel | 4,614 | - 5,640 | - 1,026 | 43,068 |
| LME Tin | 395 | - 1,345 | - 950 | 1,990 |
| LME Zinc | 17,025 | - 5,200 | 11,825 | 45,050 |
| LME Cobalt | - | - 21 | - 21 | 114 |
| Total | 142,484 | - 157,111 | - 14,627 | 707,227 |

## Monthly Warehouse Stock Movements

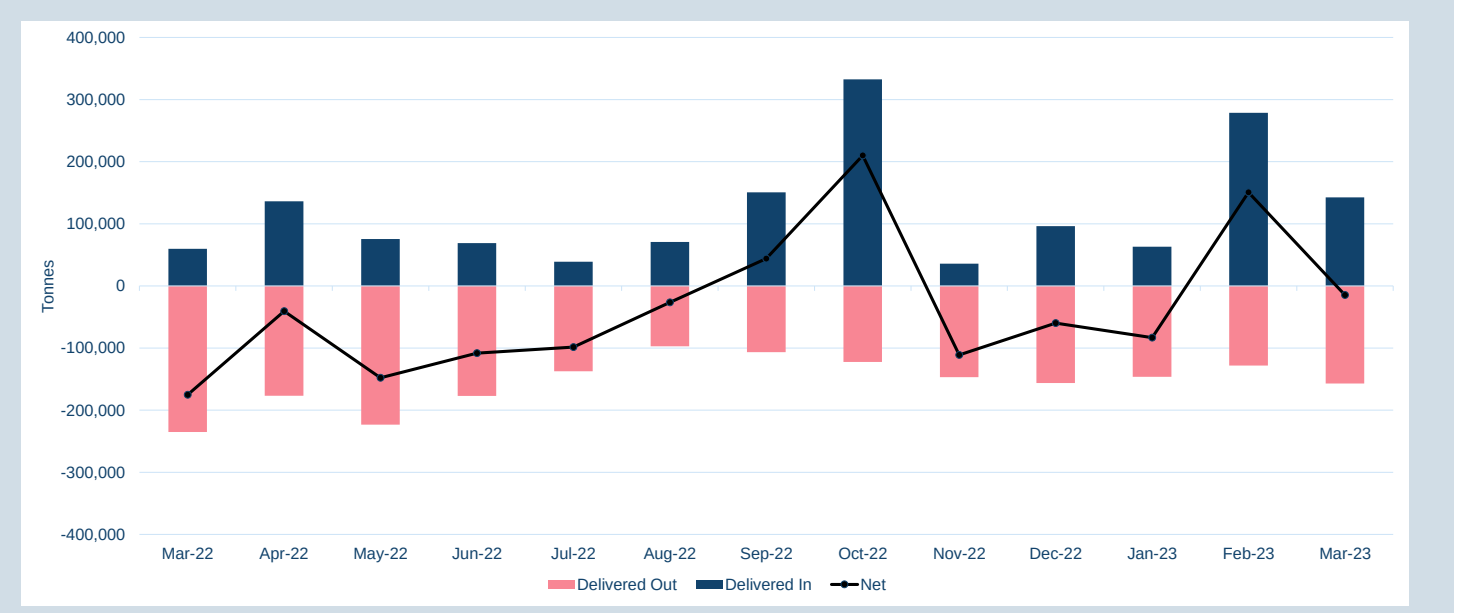


© The London Metal Exchange - An HKEX Company. 10 Finsbury Square, London EC2A 1AJ

The information contained within this presentation is for illustrative and educational purposes only and should not be relied upon in making any investment decision. The past performance of any commodity, derivative or other product referred to in the presentation cannot be relied upon as a guide to its futureperformance. Whilst every effort has been made to ensure the information is up-to-date and correct, the LME cannot guarantee that it is completely accurate and free from human error. The information is published "as is" without any warranty of any kind, express or implied, as to accuracy of the information and the LME shall not be liable for any losses or damage that mayresult from use of the presentation as a consequence of any inaccuracies in, or any omissions from, the information which it may contain. The information may not be reproduced, distributed or transmitted to any other person or incorporated in any way into another publication or other material.

# LME Monthly Trading

Apr-23

## Prices - Apr-23

| Contract | Official Cash Settlement Price | | | | Official 3 Month Price | | | |
|---|---|---|---|---|---|---|---|---|
| | Average | Low | High | *M/M Change % | Average | Low | High | *M/M Change % |
| LME Aluminium | $2,341.00 | $2,258.50 | $2,410.00 | 2.2% | $2,367.97 | $2,302.00 | $2,431.00 | 1.3% |
| LME Aluminium Alloy | $1,948.56 | $1,947.00 | $1,952.00 | -3.3% | $2,007.00 | $2,007.00 | $2,007.00 | -3.0% |
| LME NASAAC | $2,445.33 | $2,336.00 | $2,510.00 | 6.2% | $2,551.72 | $2,459.00 | $2,603.00 | 7.4% |
| LME Copper | $8,814.00 | $8,465.50 | $9,082.00 | -0.2% | $8,822.03 | $8,488.00 | $9,086.00 | -0.3% |
| LME Lead | $2,149.14 | $2,119.50 | $2,204.00 | 1.6% | $2,127.75 | $2,098.00 | $2,165.00 | 0.9% |
| LME Nickel | $23,756.67 | $22,500.00 | $25,540.00 | 1.9% | $23,974.72 | $22,625.00 | $25,775.00 | 1.8% |
| LME Tin | $25,886.11 | $23,940.00 | $27,660.00 | 7.8% | $25,744.17 | $23,900.00 | $27,650.00 | 6.9% |
| LME Zinc | $2,772.81 | $2,610.00 | $2,937.00 | -6.2% | $2,765.42 | $2,611.50 | $2,908.00 | -5.7% |
| LME Cobalt | $34,497.67 | $34,488.00 | $34,515.00 | 2.0% | $34,930.00 | $34,930.00 | $34,930.00 | 2.0% |

* Percentage change in average price from previous month

## Warehouse stock movements (tonnes) - Apr-23

| Contract | Delivered In | Delivered Out | Net | Closing |
|---|---|---|---|---|
| LME Aluminium | 94,000 | - 51,700 | 42,300 | 566,200 |
| LME Aluminium Alloy | - | - | - | 1,920 |
| LME NASAAC | - | - 220 | - 220 | 740 |
| LME Copper | 33,875 | - 31,375 | 2,500 | 66,350 |
| LME Lead | 6,775 | - 850 | 5,925 | 32,300 |
| LME Nickel | 1,134 | - 4,188 | - 3,054 | 40,014 |
| LME Tin | 135 | - 580 | - 445 | 1,545 |
| LME Zinc | 10,000 | - 2,125 | 7,875 | 52,925 |
| LME Cobalt | - | - 5 | - 5 | 109 |
| Total | 145,919 | - 91,043 | 54,876 | 762,103 |

## Monthly Warehouse Stock Movements

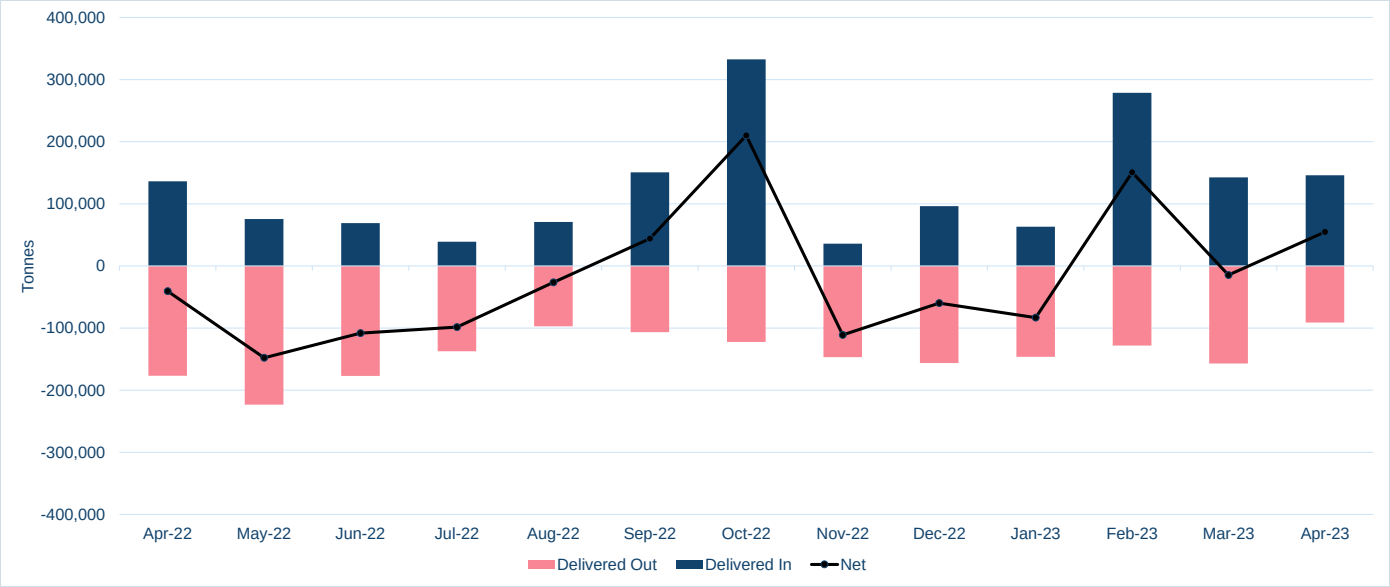


© The London Metal Exchange - An HKEX Company. 10 Finsbury Square, London EC2A 1AJ
The information contained within this presentation is for illustrative and educational purposes only and should not be relied upon in making any investment decision. The past performance of any commodity, derivative or other product referred to in the presentation cannot be relied upon as a guide to its futureperformance. Whilst every effort has been made to ensure the information is up-to-date and correct, the LME cannot guarantee that it is completely accurate and free from human error. The information is published "as is" without any warranty of any kind, express or implied, as to accuracy of the information and the LME shall not be liable for any losses or damage that mayresult from use of the presentation as a consequence of any inaccuracies in, or any omissions from, the information which it may contain. The information may not be reproduced, distributed or transmitted to any other person or incorporated in any way into another publication or other material.

# LME Monthly Trading

May-23

## Prices - May-23

| Contract | Official Cash Settlement Price | | | | Official 3 Month Price | | | |
|---|---|---|---|---|---|---|---|---|
| | Average | Low | High | *M/M Change % | Average | Low | High | *M/M Change % |
| LME Aluminium | $2,267.60 | $2,202.00 | $2,353.00 | -3.1% | $2,269.68 | $2,221.50 | $2,355.00 | -4.2% |
| LME Aluminium Alloy | $1,949.65 | $1,947.00 | $1,952.00 | 0.1% | $2,007.00 | $2,007.00 | $2,007.00 | 0.0% |
| LME NASAAC | $2,528.25 | $2,500.00 | $2,549.00 | 3.4% | $2,597.50 | $2,550.00 | $2,600.00 | 1.8% |
| LME Copper | $8,234.28 | $7,910.00 | $8,583.00 | -6.6% | $8,271.43 | $7,960.00 | $8,607.00 | -6.2% |
| LME Lead | $2,087.50 | $2,032.50 | $2,171.00 | -2.9% | $2,089.93 | $2,031.50 | $2,158.00 | -1.8% |
| LME Nickel | $22,229.50 | $20,450.00 | $25,100.00 | -6.4% | $22,342.25 | $20,540.00 | $25,150.00 | -6.8% |
| LME Tin | $25,609.75 | $24,300.00 | $27,125.00 | -1.1% | $25,344.75 | $24,125.00 | $26,875.00 | -1.6% |
| LME Zinc | $2,477.70 | $2,224.00 | $2,658.00 | -10.6% | $2,490.23 | $2,236.50 | $2,675.00 | -10.0% |
| LME Cobalt | $33,476.25 | $29,085.00 | $34,505.00 | -3.0% | $33,915.25 | $29,525.00 | $34,930.00 | -2.9% |

* Percentage change in average price from previous month

## Warehouse stock movements (tonnes) - May-23

| Contract | Delivered In | Delivered Out | Net | Closing |
|---|---|---|---|---|
| LME Aluminium | 41,800 | - 45,300 | - 3,500 | 578,825 |
| LME Aluminium Alloy | - | - | - | 1,920 |
| LME NASAAC | - | - 20 | - 20 | 720 |
| LME Copper | 36,200 | - 3,025 | 33,175 | 99,525 |
| LME Lead | 4,200 | - 50 | 4,150 | 36,450 |
| LME Nickel | 930 | - 3,258 | - 2,328 | 37,686 |
| LME Tin | 735 | - 310 | 425 | 1,970 |
| LME Zinc | 43,850 | - 9,325 | 34,525 | 87,450 |
| LME Cobalt | - | - 13 | - 13 | 96 |
| Total | 127,715 | - 61,301 | 66,414 | 844,642 |

## Monthly Warehouse Stock Movements

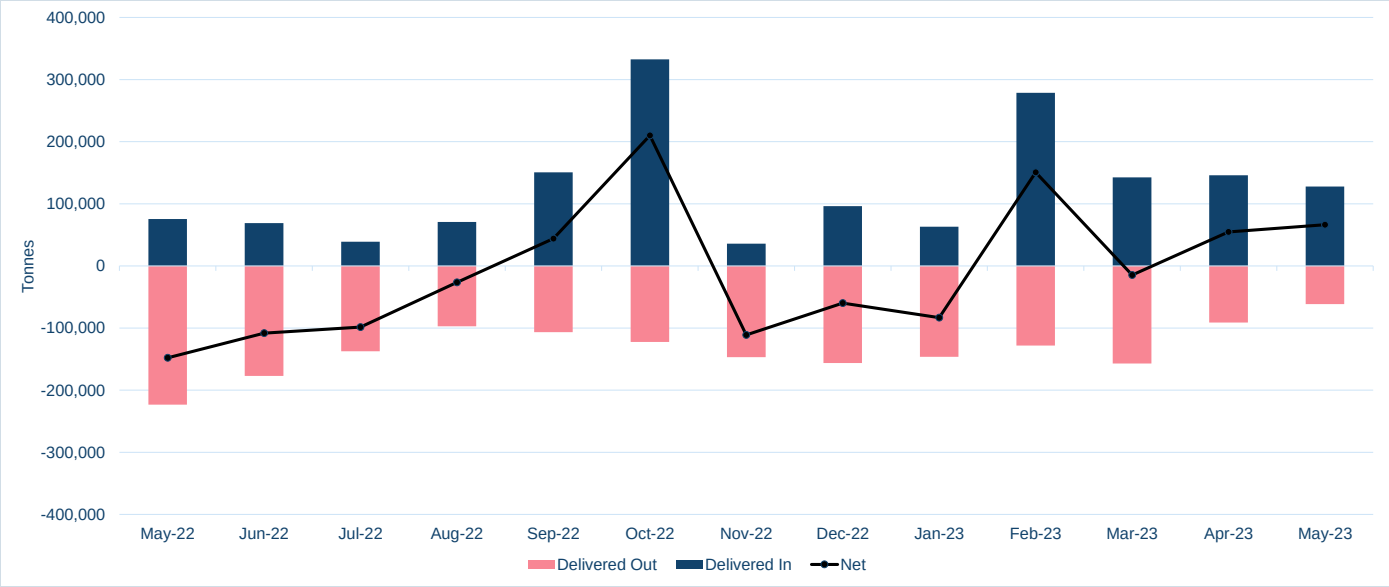


© The London Metal Exchange - An HKEX Company. 10 Finsbury Square, London EC2A 1AJ
The information contained within this presentation is for illustrative and educational purposes only and should not be relied upon in making any investment decision. The past performance of any commodity, derivative or other product referred to in the presentation cannot be relied upon as a guide to its futureperformance. Whilst every effort has been made to ensure the information is up-to-date and correct, the LME cannot guarantee that it is completely accurate and free from human error. The information is published "as is" without any warranty of any kind, express or implied, as to accuracy of the information and the LME shall not be liable for any losses or damage that mayresult from use of the presentation as a consequence of any inaccuracies in, or any omissions from, the information which it may contain. The information may not be reproduced, distributed or transmitted to any other person or incorporated in any way into another publication or other material.

# LME Monthly Trading

Jun-23

## Prices - Jun-23

| Contract | Official Cash Settlement Price | | | | Official 3 Month Price | | | |
|---|---|---|---|---|---|---|---|---|
| | Average | Low | High | *M/M Change % | Average | Low | High | *M/M Change % |
| LME Aluminium | $2,181.07 | $2,096.50 | $2,281.00 | -3.8% | $2,220.73 | $2,141.50 | $2,289.50 | -2.2% |
| LME Aluminium Alloy | $1,951.45 | $1,950.00 | $1,955.00 | 0.1% | $2,007.00 | $2,007.00 | $2,007.00 | 0.0% |
| LME NASAAC | $2,417.27 | $2,406.00 | $2,456.00 | -4.4% | $2,448.64 | $2,440.00 | $2,500.00 | -5.7% |
| LME Copper | $8,386.23 | $8,165.50 | $8,670.50 | 1.8% | $8,392.86 | $8,175.00 | $8,668.00 | 1.5% |
| LME Lead | $2,118.36 | $1,989.00 | $2,242.00 | 1.5% | $2,081.98 | $1,991.00 | $2,164.00 | -0.4% |
| LME Nickel | $21,192.95 | $19,745.00 | $23,140.00 | -4.7% | $21,353.86 | $20,000.00 | $23,275.00 | -4.4% |
| LME Tin | $27,262.73 | $25,575.00 | $28,900.00 | 6.5% | $26,318.18 | $25,400.00 | $27,325.00 | 3.8% |
| LME Zinc | $2,368.11 | $2,271.00 | $2,485.00 | -4.4% | $2,377.05 | $2,278.00 | $2,487.00 | -4.5% |
| LME Cobalt | $29,174.09 | $29,085.00 | $30,960.00 | -12.9% | $29,609.32 | $29,525.00 | $31,380.00 | -12.7% |

* Percentage change in average price from previous month

## Warehouse stock movements (tonnes) - Jun-23

| Contract | Delivered In | Delivered Out | Net | Closing |
|---|---|---|---|---|
| LME Aluminium | 28,900 | - 65,675 | - 36,775 | 542,050 |
| LME Aluminium Alloy | - | - | - | 1,920 |
| LME NASAAC | 60 | - | 60 | 780 |
| LME Copper | 34,700 | - 64,525 | - 29,825 | 69,700 |
| LME Lead | 5,300 | - 375 | 4,925 | 41,375 |
| LME Nickel | 4,272 | - 3,450 | 822 | 38,508 |
| LME Tin | 1,805 | - 170 | 1,635 | 3,605 |
| LME Zinc | 3,775 | - 10,950 | - 7,175 | 80,275 |
| LME Cobalt | - | - 3 | - 3 | 93 |
| Total | 78,812 | - 145,148 | - 66,336 | 778,306 |

## Monthly Warehouse Stock Movements

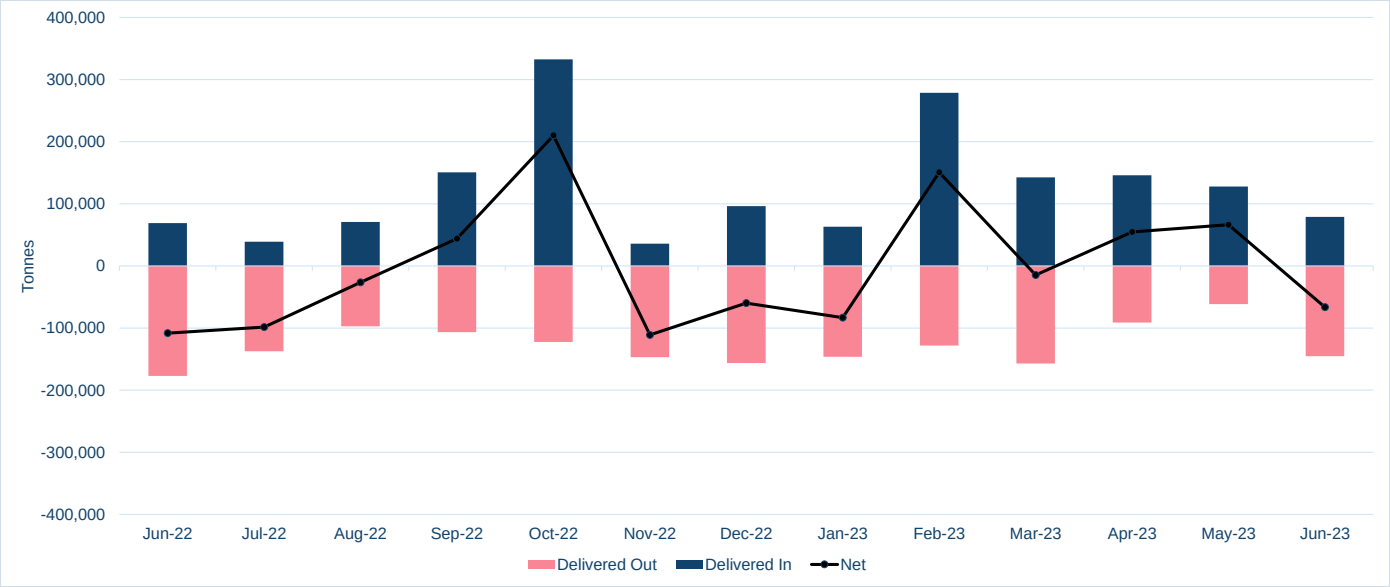


© The London Metal Exchange - An HKEX Company. 10 Finsbury Square, London EC2A 1AJ

The information contained within this presentation is for illustrative and educational purposes only and should not be relied upon in making any investment decision. The past performance of any commodity, derivative or other product referred to in the presentation cannot be relied upon as a guide to its futureperformance. Whilst every effort has been made to ensure the information is up-to-date and correct, the LME cannot guarantee that it is completely accurate and free from human error. The information is published "as is" without any warranty of any kind, express or implied, as to accuracy of the information and the LME shall not be liable for any losses or damage that mayresult from use of the presentation as a consequence of any inaccuracies in, or any omissions from, the information which it may contain. The information may not be reproduced, distributed or transmitted to any other person or incorporated in any way into another publication or other material.

# LME Monthly Trading

Jul-23

## Prices - Jul-23

| Contract | Official Cash Settlement Price | | | | Official 3 Month Price | | | |
|---|---|---|---|---|---|---|---|---|
| | Average | Low | High | *M/M Change % | Average | Low | High | *M/M Change % |
| LME Aluminium | $2,152.38 | $2,086.00 | $2,236.00 | -1.3% | $2,197.93 | $2,131.00 | $2,279.00 | -1.0% |
| LME Aluminium Alloy | $1,822.19 | $1,746.00 | $1,955.00 | -6.6% | $1,875.48 | $1,800.00 | $2,007.00 | -6.6% |
| LME NASAAC | $2,411.71 | $2,411.00 | $2,413.00 | -0.2% | $2,440.00 | $2,440.00 | $2,440.00 | -0.4% |
| LME Copper | $8,445.26 | $8,251.00 | $8,651.00 | 0.7% | $8,467.45 | $8,270.00 | $8,670.50 | 0.9% |
| LME Lead | $2,106.88 | $2,038.00 | $2,170.00 | -0.5% | $2,105.95 | $2,033.00 | $2,173.00 | 1.2% |
| LME Nickel | $20,898.33 | $20,160.00 | $21,650.00 | -1.4% | $21,144.76 | $20,405.00 | $21,925.00 | -1.0% |
| LME Tin | $28,751.43 | $27,700.00 | $29,450.00 | 5.5% | $28,386.67 | $27,100.00 | $29,450.00 | 7.9% |
| LME Zinc | $2,396.60 | $2,337.50 | $2,550.00 | 1.2% | $2,409.48 | $2,348.50 | $2,540.00 | 1.4% |
| LME Cobalt | $32,982.14 | $32,975.00 | $32,995.00 | 13.1% | $33,420.00 | $33,420.00 | $33,420.00 | 12.9% |

* Percentage change in average price from previous month

## Warehouse stock movements (tonnes) - Jul-23

| Contract | Delivered In | Delivered Out | Net | Closing |
|---|---|---|---|---|
| LME Aluminium | 30,950 | - 67,450 | - 36,500 | 505,550 |
| LME Aluminium Alloy | - | - | - | 1,920 |
| LME NASAAC | - | - 160 | - 160 | 620 |
| LME Copper | 39,825 | - 35,850 | 3,975 | 74,175 |
| LME Lead | 14,350 | - 650 | 13,700 | 55,075 |
| LME Nickel | 1,128 | - 2,124 | - 996 | 37,512 |
| LME Tin | 1,745 | - 95 | 1,650 | 5,255 |
| LME Zinc | 35,775 | - 16,700 | 19,075 | 99,350 |
| LME Cobalt | - | - | - | 93 |
| Total | 123,773 | - 123,029 | 744 | 779,550 |

## Monthly Warehouse Stock Movements

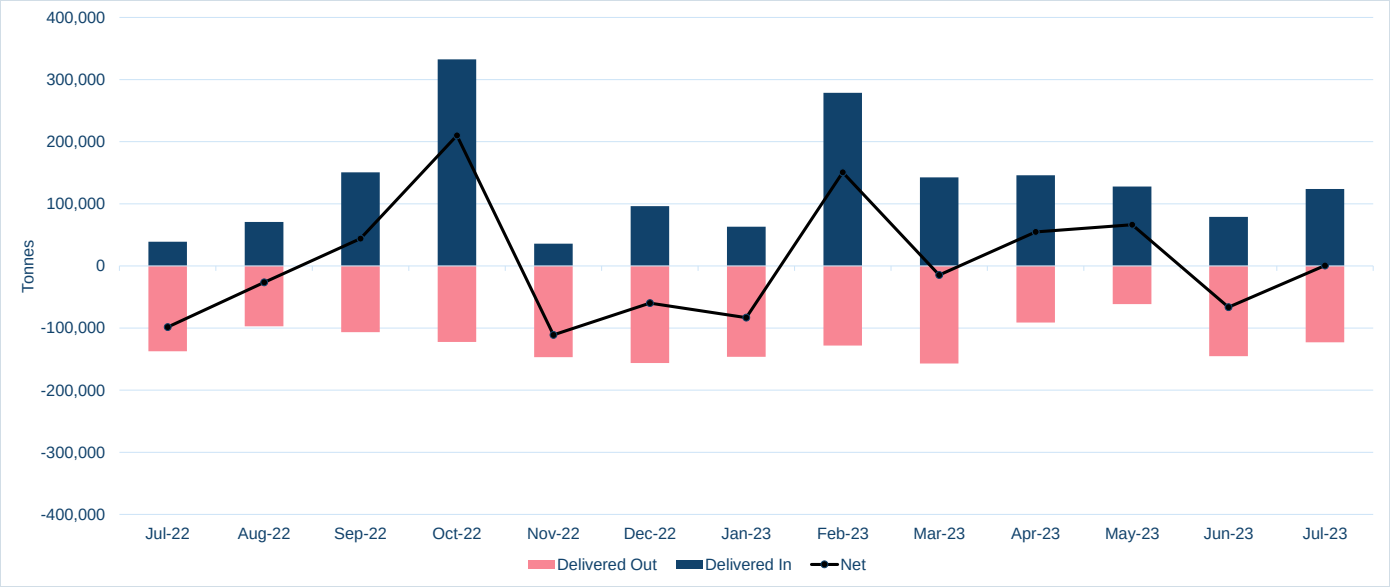


© The London Metal Exchange - An HKEX Company. 10 Finsbury Square, London EC2A 1AJ

The information contained within this presentation is for illustrative and educational purposes only and should not be relied upon in making any investment decision. The past performance of any commodity, derivative or other product referred to in the presentation cannot be relied upon as a guide to its futureperformance. Whilst every effort has been made to ensure the information is up-to-date and correct, the LME cannot guarantee that it is completely accurate and free from human error. The information is published "as is" without any warranty of any kind, express or implied, as to accuracy of the information and the LME shall not be liable for any losses or damage that mayresult from use of the presentation as a consequence of any inaccuracies in, or any omissions from, the information which it may contain. The information may not be reproduced, distributed or transmitted to any other person or incorporated in any way into another publication or other material.

# LME Monthly Trading

Aug-23

## Prices - Aug-23

| Contract | Official Cash Settlement Price | | | | Official 3 Month Price | | | |
|---|---|---|---|---|---|---|---|---|
| | Average | Low | High | *M/M Change % | Average | Low | High | *M/M Change % |
| LME Aluminium | $2,134.16 | $2,068.50 | $2,217.00 | -0.8% | $2,181.86 | $2,123.00 | $2,262.00 | -0.7% |
| LME Aluminium Alloy | $1,599.45 | $1,450.00 | $1,748.00 | -12.2% | $1,652.23 | $1,503.00 | $1,800.00 | -11.9% |
| LME NASAAC | $2,400.50 | $2,391.00 | $2,412.00 | -0.5% | $2,429.09 | $2,420.00 | $2,440.00 | -0.4% |
| LME Copper | $8,351.77 | $8,126.50 | $8,720.50 | -1.1% | $8,392.50 | $8,182.00 | $8,768.00 | -0.9% |
| LME Lead | $2,151.73 | $2,088.00 | $2,221.00 | 2.1% | $2,148.39 | $2,103.00 | $2,203.00 | 2.0% |
| LME Nickel | $20,497.73 | $19,685.00 | $22,355.00 | -1.9% | $20,730.91 | $20,000.00 | $22,700.00 | -2.0% |
| LME Tin | $25,995.23 | $24,600.00 | $27,925.00 | -9.6% | $26,210.68 | $24,860.00 | $27,950.00 | -7.7% |
| LME Zinc | $2,401.02 | $2,261.00 | $2,554.00 | 0.2% | $2,404.55 | $2,282.00 | $2,554.00 | -0.2% |
| LME Cobalt | $32,979.77 | $32,970.00 | $32,990.00 | 0.0% | $33,420.00 | $33,420.00 | $33,420.00 | 0.0% |

* Percentage change in average price from previous month

## Warehouse stock movements (tonnes) - Aug-23

| Contract | Delivered In | Delivered Out | Net | Closing |
|---|---|---|---|---|
| LME Aluminium | 68,125 | - 65,275 | 2,850 | 508,400 |
| LME Aluminium Alloy | - | - | - | 1,920 |
| LME NASAAC | - | - | - | 620 |
| LME Copper | 30,650 | - 550 | 30,100 | 104,275 |
| LME Lead | 6,075 | - 6,300 | - 225 | 54,850 |
| LME Nickel | 1,236 | - 1,578 | - 342 | 37,170 |
| LME Tin | 1,250 | - 135 | 1,115 | 6,370 |
| LME Zinc | 90,825 | - 36,600 | 54,225 | 153,575 |
| LME Cobalt | - | - | - | 93 |
| Total | 198,161 | - 110,438 | 87,723 | 867,273 |

## Monthly Warehouse Stock Movements

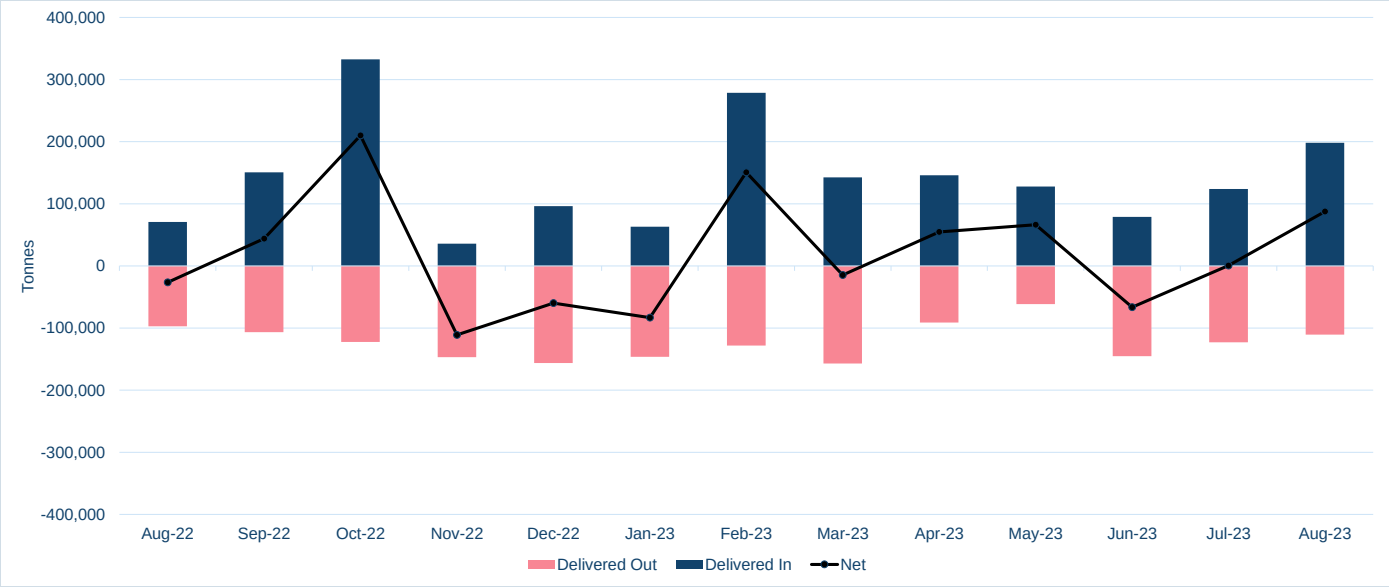


© The London Metal Exchange - An HKEX Company. 10 Finsbury Square, London EC2A 1AJ

The information contained within this presentation is for illustrative and educational purposes only and should not be relied upon in making any investment decision. The past performance of any commodity, derivative or other product referred to in the presentation cannot be relied upon as a guide to its futureperformance. Whilst every effort has been made to ensure the information is up-to-date and correct, the LME cannot guarantee that it is completely accurate and free from human error. The information is published "as is" without any warranty of any kind, express or implied, as to accuracy of the information and the LME shall not be liable for any losses or damage that mayresult from use of the presentation as a consequence of any inaccuracies in, or any omissions from, the information which it may contain. The information may not be reproduced, distributed or transmitted to any other person or incorporated in any way into another publication or other material.

# LME Monthly Trading

Sep-23

## Prices - Sep-23

| Contract | Official Cash Settlement Price | | | | Official 3 Month Price | | | |
|---|---|---|---|---|---|---|---|---|
| | Average | Low | High | *M/M Change % | Average | Low | High | *M/M Change % |
| LME Aluminium | $2,177.50 | $2,132.50 | $2,307.50 | 0.0% | $2,220.31 | $2,180.00 | $2,342.00 | 0.0% |
| LME Aluminium Alloy | $1,503.57 | $1,483.00 | $1,534.00 | 0.0% | $1,554.10 | $1,535.00 | $1,580.00 | 0.0% |
| LME NASAAC | $2,329.90 | $2,272.00 | $2,392.00 | 0.0% | $2,358.10 | $2,300.00 | $2,420.00 | 0.0% |
| LME Copper | $8,270.86 | $8,017.00 | $8,515.00 | 0.0% | $8,313.29 | $8,075.00 | $8,535.00 | 0.0% |
| LME Lead | $2,252.86 | $2,181.00 | $2,314.00 | 0.0% | $2,215.60 | $2,160.50 | $2,271.00 | 0.0% |
| LME Nickel | $19,629.05 | $18,510.00 | $20,800.00 | 0.0% | $19,857.62 | $18,825.00 | $20,960.00 | 0.0% |
| LME Tin | $25,558.57 | $24,200.00 | $26,400.00 | 0.0% | $25,767.14 | $24,450.00 | $26,420.00 | 0.0% |
| LME Zinc | $2,488.14 | $2,406.00 | $2,640.50 | 0.0% | $2,513.00 | $2,430.00 | $2,650.00 | 0.0% |
| LME Cobalt | $32,982.14 | $32,970.00 | $32,990.00 | 0.0% | $33,420.00 | $33,420.00 | $33,420.00 | 0.0% |

* Percentage change in average price from previous month

## Warehouse stock movements (tonnes) - Sep-23

| Contract | Delivered In | Delivered Out | Net | Closing |
|---|---|---|---|---|
| LME Aluminium | 44,325 | - 65,950 | - 21,625 | 486,775 |
| LME Aluminium Alloy | - | - | - | 1,920 |
| LME NASAAC | - | - | - | 620 |
| LME Copper | 65,350 | - 325 | 65,025 | 169,300 |
| LME Lead | 28,000 | - 4,525 | 23,475 | 78,325 |
| LME Nickel | 5,604 | - 570 | 5,034 | 42,204 |
| LME Tin | 1,575 | - 595 | 980 | 7,350 |
| LME Zinc | 16,650 | - 67,450 | - 50,800 | 102,775 |
| LME Cobalt | - | - 1 | - 1 | 92 |
| Total | 161,504 | - 139,416 | 22,088 | 889,361 |

## Monthly Warehouse Stock Movements

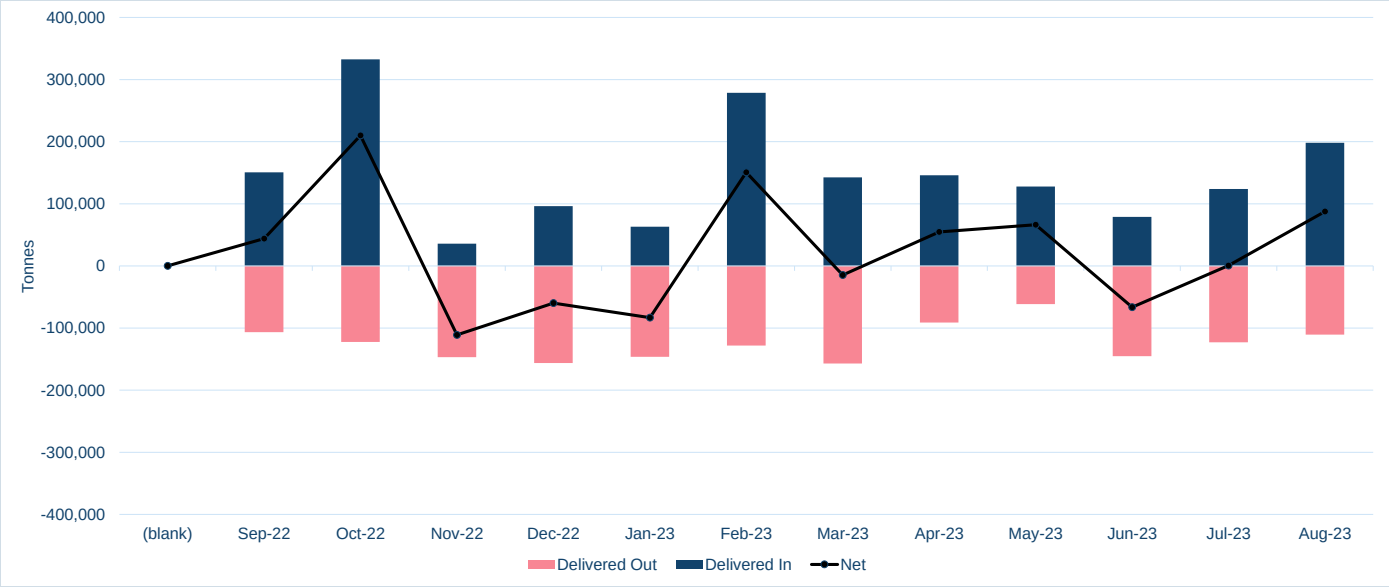


© The London Metal Exchange - An HKEX Company. 10 Finsbury Square, London EC2A 1AJ

The information contained within this presentation is for illustrative and educational purposes only and should not be relied upon in making any investment decision. The past performance of any commodity, derivative or other product referred to in the presentation cannot be relied upon as a guide to its futureperformance. Whilst every effort has been made to ensure the information is up-to-date and correct, the LME cannot guarantee that it is completely accurate and free from human error. The information is published "as is" without any warranty of any kind, express or implied, as to accuracy of the information and the LME shall not be liable for any losses or damage that mayresult from use of the presentation as a consequence of any inaccuracies in, or any omissions from, the information which it may contain. The information may not be reproduced, distributed or transmitted to any other person or incorporated in any way into another publication or other material.

# LME Monthly Trading

Oct-23

## Prices - Oct-23

| Contract | Official Cash Settlement Price | | | | Official 3 Month Price | | | |
|---|---|---|---|---|---|---|---|---|
| | Average | Low | High | *M/M Change % | Average | Low | High | *M/M Change % |
| LME Aluminium | $2,192.45 | $2,144.50 | $2,286.50 | 0.7% | $2,218.52 | $2,170.50 | $2,317.00 | -0.1% |
| LME Aluminium Alloy | $1,544.59 | $1,535.00 | $1,553.00 | 2.7% | $1,580.00 | $1,580.00 | $1,580.00 | 1.7% |
| LME NASAAC | $2,232.32 | $2,186.00 | $2,275.00 | -4.2% | $2,252.27 | $2,200.00 | $2,300.00 | -4.5% |
| LME Copper | $7,939.66 | $7,812.50 | $8,110.00 | -4.0% | $8,015.20 | $7,890.00 | $8,186.00 | -3.6% |
| LME Lead | $2,136.39 | $2,067.00 | $2,207.00 | -5.2% | $2,105.23 | $2,045.00 | $2,173.50 | -5.0% |
| LME Nickel | $18,255.23 | $17,800.00 | $18,610.00 | -7.0% | $18,525.00 | $18,060.00 | $18,875.00 | -6.7% |
| LME Tin | $24,617.73 | $23,900.00 | $25,450.00 | -3.7% | $24,877.50 | $24,200.00 | $25,675.00 | -3.5% |
| LME Zinc | $2,449.20 | $2,377.00 | $2,602.00 | -1.6% | $2,467.02 | $2,395.00 | $2,618.00 | -1.8% |
| LME Cobalt | $32,982.50 | $32,975.00 | $33,000.00 | 0.0% | $33,420.00 | $33,420.00 | $33,420.00 | 0.0% |

* Percentage change in average price from previous month

## Warehouse stock movements (tonnes) - Oct-23

| Contract | Delivered In | Delivered Out | Net | Closing |
|---|---|---|---|---|
| LME Aluminium | 29,725 | - 43,800 | - 14,075 | 472,700 |
| LME Aluminium Alloy | - | - | - | 1,920 |
| LME NASAAC | - | - | - | 620 |
| LME Copper | 31,750 | - 26,650 | 5,100 | 174,400 |
| LME Lead | 52,475 | - 2,450 | 50,025 | 128,350 |
| LME Nickel | 4,104 | - 1,524 | 2,580 | 44,784 |
| LME Tin | 1,180 | - 1,285 | - 105 | 7,245 |
| LME Zinc | 20,050 | - 40,125 | - 20,075 | 82,700 |
| LME Cobalt | - | - | - | 92 |
| Total | 139,284 | - 115,834 | 23,450 | 912,811 |

## Monthly Warehouse Stock Movements

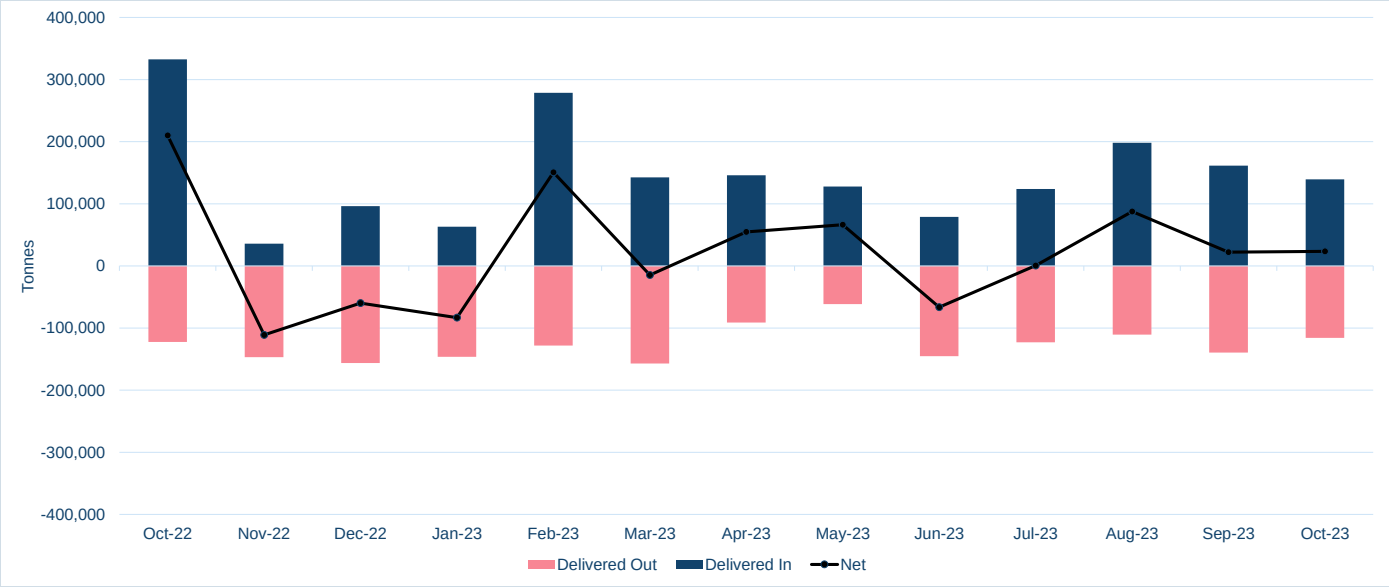


© The London Metal Exchange - An HKEX Company. 10 Finsbury Square, London EC2A 1AJ
The information contained within this presentation is for illustrative and educational purposes only and should not be relied upon in making any investment decision. The past performance of any commodity, derivative or other product referred to in the presentation cannot be relied upon as a guide to its futureperformance. Whilst every effort has been made to ensure the information is up-to-date and correct, the LME cannot guarantee that it is completely accurate and free from human error. The information is published "as is" without any warranty of any kind, express or implied, as to accuracy of the information and the LME shall not be liable for any losses or damage that mayresult from use of the presentation as a consequence of any inaccuracies in, or any omissions from, the information which it may contain. The information may not be reproduced, distributed or transmitted to any other person or incorporated in any way into another publication or other material.

# LME Monthly Trading

Nov-23

## Prices - Nov-23

| Contract | Official Cash Settlement Price | | | | Official 3 Month Price | | | |
|---|---|---|---|---|---|---|---|---|
| | Average | Low | High | *M/M Change % | Average | Low | High | *M/M Change % |
| LME Aluminium | $2,202.23 | $2,157.50 | $2,258.50 | 0.4% | $2,231.18 | $2,198.00 | $2,279.00 | 0.6% |
| LME Aluminium Alloy | $1,677.00 | $1,553.00 | $1,760.00 | 8.6% | $1,694.05 | $1,580.00 | $1,769.00 | 7.2% |
| LME NASAAC | $2,209.91 | $2,186.00 | $2,218.00 | -1.0% | $2,219.00 | $2,200.00 | $2,222.00 | -1.5% |
| LME Copper | $8,173.95 | $8,006.00 | $8,384.00 | 3.0% | $8,266.25 | $8,086.00 | $8,473.00 | 3.1% |
| LME Lead | $2,185.07 | $2,097.00 | $2,285.00 | 2.3% | $2,191.91 | $2,106.00 | $2,284.50 | 4.1% |
| LME Nickel | $16,979.77 | $15,885.00 | $17,865.00 | -7.0% | $17,239.09 | $16,060.00 | $18,140.00 | -6.9% |
| LME Tin | $24,221.14 | $22,910.00 | $25,100.00 | -1.6% | $24,471.59 | $23,275.00 | $25,330.00 | -1.6% |
| LME Zinc | $2,543.77 | $2,478.00 | $2,647.00 | 3.9% | $2,550.59 | $2,477.00 | $2,649.50 | 3.4% |
| LME Cobalt | $33,003.41 | $32,990.00 | $33,015.00 | 0.1% | $33,420.00 | $33,420.00 | $33,420.00 | 0.0% |

* Percentage change in average price from previous month

## Warehouse stock movements (tonnes) - Nov-23

| Contract | Delivered In | Delivered Out | Net | Closing |
|---|---|---|---|---|
| LME Aluminium | 41,275 | - 59,600 | - 18,325 | 454,375 |
| LME Aluminium Alloy | - | - 20 | - 20 | 1,900 |
| LME NASAAC | - | - | - | 620 |
| LME Copper | 31,075 | - 31,225 | - 150 | 174,250 |
| LME Lead | 20,400 | - 9,425 | 10,975 | 139,325 |
| LME Nickel | 8,562 | - 7,032 | 1,530 | 46,314 |
| LME Tin | 1,540 | - 720 | 820 | 8,065 |
| LME Zinc | 164,050 | - 22,475 | 141,575 | 224,275 |
| LME Cobalt | - | - | - | 92 |
| Total | 266,902 | - 130,497 | 136,405 | 1,049,216 |

## Monthly Warehouse Stock Movements

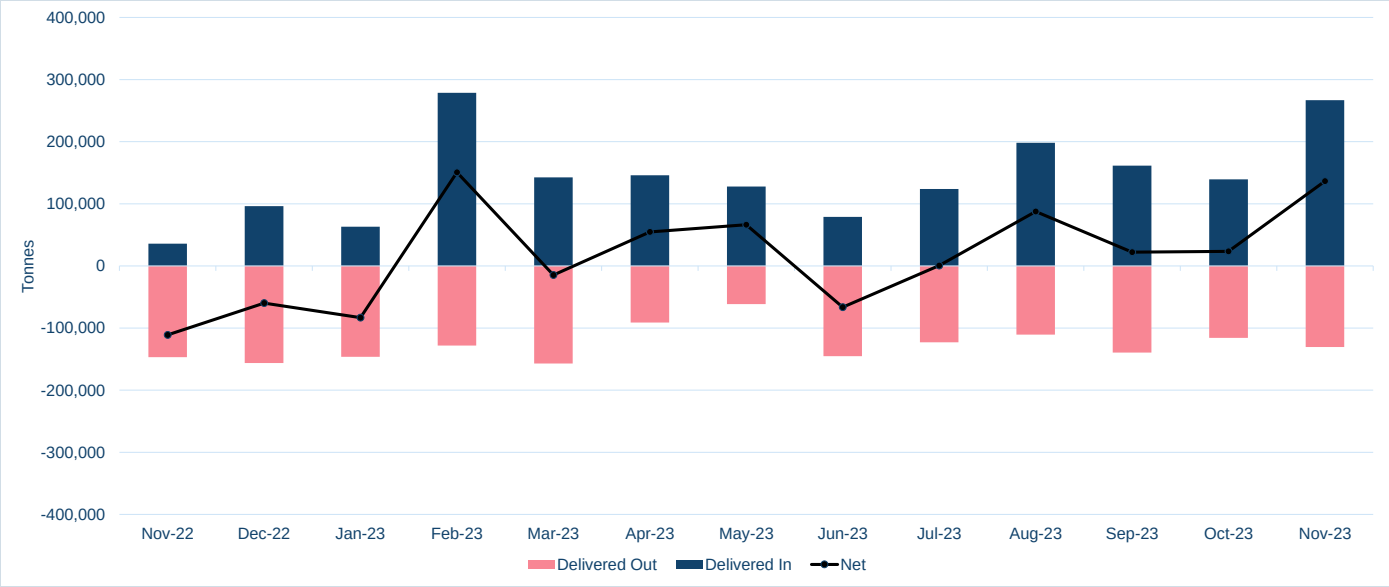


© The London Metal Exchange - An HKEX Company. 10 Finsbury Square, London EC2A 1AJ

The information contained within this presentation is for illustrative and educational purposes only and should not be relied upon in making any investment decision. The past performance of any commodity, derivative or other product referred to in the presentation cannot be relied upon as a guide to its futureperformance. Whilst every effort has been made to ensure the information is up-to-date and correct, the LME cannot guarantee that it is completely accurate and free from human error. The information is published "as is" without any warranty of any kind, express or implied, as to accuracy of the information and the LME shall not be liable for any losses or damage that mayresult from use of the presentation as a consequence of any inaccuracies in, or any omissions from, the information which it may contain. The information may not be reproduced, distributed or transmitted to any other person or incorporated in any way into another publication or other material.

# THE LONDON METAL EXCHANGE LIMITED

**AVERAGE OFFICIAL AND SETTLEMENT PRICES US$/TONNE**

**FOR THE MONTH OF DECEMBER 2023**

| | Primary Aluminium (dollars) | Aluminium Alloy (dollars) | Copper (dollars) | Lead (dollars) | Nickel (dollars) | Tin (dollars) | Special Hg (dollars) | NASAAC (dollars) | Steel Billet (dollars) | Cobalt (dollars) | Molybdenum (dollars) |
|---|---|---|---|---|---|---|---|---|---|---|---|
| Cash Buyer | 2173,68 | 1744,68 | 8393,18 | 2035,21 | 16374,74 | 24577,63 | 2500,87 | 2236,11 | 0,50 | 29890,53 | 0,50 |
| Cash Seller & Settlement | 2174,29 | 1754,68 | 8394,11 | 2036,39 | 16388,68 | 24606,32 | 2501,71 | 2246,11 | 1,00 | 30390,53 | 1,00 |
| Cash Mean | 2173,99 | 1749,68 | 8393,64 | 2035,80 | 16381,71 | 24591,97 | 2501,29 | 2241,11 | 0,75 | 30140,53 | 0,75 |
| 3-months Buyer | 2219,53 | 1747,47 | 8482,97 | 2068,58 | 16630,26 | 24806,05 | 2508,84 | 2237,37 | 0,50 | 30322,11 | 0,50 |
| 3-months Seller | 2220,37 | 1757,47 | 8484,66 | 2069,92 | 16657,63 | 24851,05 | 2509,92 | 2247,37 | 1,00 | 30822,11 | 1,00 |
| 3-months Mean | 2219,95 | 1752,47 | 8483,82 | 2069,25 | 16643,95 | 24828,55 | 2509,38 | 2242,37 | 0,75 | 30572,11 | 0,75 |
| December 1 Buyer | 2336,16 | 1748,42 | 8614,47 | 2088,47 | 17401,84 | | 2541,47 | 2235,79 | | | |
| December 1 Seller | 2341,16 | 1758,42 | 8624,47 | 2093,47 | 17451,84 | | 2546,47 | 2245,79 | | | |
| December 1 Mean | 2338,66 | 1753,42 | 8619,47 | 2090,97 | 17426,84 | | 2543,97 | 2240,79 | | | |
| December 2 Buyer | 2456,05 | | 8700,00 | 2113,42 | 18320,79 | | 2562,95 | | | | |
| December 2 Seller | 2461,05 | | 8710,00 | 2118,42 | 18370,79 | | 2567,95 | | | | |
| December 2 Mean | 2458,55 | | 8705,00 | 2115,92 | 18345,79 | | 2565,45 | | | | |
| December 3 Buyer | 2557,11 | | 8793,68 | 2136,79 | 19179,74 | | 2567,95 | | | | |
| December 3 Seller | 2562,11 | | 8803,68 | 2141,79 | 19229,74 | | 2572,95 | | | | |
| December 3 Mean | 2559,61 | | 8798,68 | 2139,29 | 19204,74 | | 2570,45 | | | | |
| 15-months Buyer | | | | | | 24667,89 | | | 0,50 | 31901,05 | 0,50 |
| 15-months Seller | | | | | | 24717,89 | | | 1,00 | 32901,05 | 1,00 |
| 15-months Mean | | | | | | 24692,89 | | | 0,75 | 32401,05 | 0,75 |

# LME Monthly Trading

Jan-24

## Prices - Jan-24

| Contract | Official Cash Settlement Price | | | | Official 3 Month Price | | | |
|---|---|---|---|---|---|---|---|---|
| | Average | Low | High | *M/M Change % | Average | Low | High | *M/M Change % |
| LME Aluminium | $2,194.18 | $2,110.00 | $2,336.50 | 0.9% | $2,238.02 | $2,154.00 | $2,379.00 | 0.8% |
| LME Aluminium Alloy | $1,876.59 | $1,600.00 | $2,035.00 | 6.9% | $1,876.59 | $1,600.00 | $2,035.00 | 6.8% |
| LME NASAAC | $2,288.64 | $2,285.00 | $2,305.00 | 1.9% | $2,288.64 | $2,285.00 | $2,305.00 | 1.8% |
| LME Copper | $8,344.30 | $8,189.00 | $8,513.00 | -0.6% | $8,443.07 | $8,280.00 | $8,625.00 | -0.5% |
| LME Lead | $2,087.50 | $2,012.00 | $2,180.00 | 2.5% | $2,104.02 | $2,045.00 | $2,169.50 | 1.6% |
| LME Nickel | $16,091.36 | $15,705.00 | $16,600.00 | -1.8% | $16,333.41 | $15,985.00 | $16,800.00 | -1.9% |
| LME Tin | $25,211.36 | $24,025.00 | $26,550.00 | 2.5% | $25,443.41 | $24,350.00 | $26,725.00 | 2.4% |
| LME Zinc | $2,521.48 | $2,438.50 | $2,607.00 | 0.8% | $2,537.77 | $2,453.00 | $2,627.00 | 1.1% |
| LME Cobalt | $28,690.23 | $28,675.00 | $28,705.00 | -5.6% | $29,135.00 | $29,135.00 | $29,135.00 | -5.5% |

* Percentage change in average price from previous month

## Warehouse stock movements (tonnes) - Jan-24

| Contract | Delivered In | Delivered Out | Net | Closing |
|---|---|---|---|---|
| LME Aluminium | 33,575 | - 64,375 | - 30,800 | 535,575 |
| LME Aluminium Alloy | - | - 60 | - 60 | 1,800 |
| LME NASAAC | 40 | - 200 | - 160 | 660 |
| LME Copper | 11,925 | - 32,200 | - 20,275 | 145,425 |
| LME Lead | 22,650 | - 36,225 | - 13,575 | 120,325 |
| LME Nickel | 9,366 | - 2,376 | 6,990 | 71,148 |
| LME Tin | 940 | - 2,145 | - 1,205 | 6,495 |
| LME Zinc | 11,850 | - 36,200 | - 24,350 | 198,875 |
| LME Cobalt | - | - | - | 92 |
| Total | 90,346 | - 173,781 | - 83,435 | 1,080,395 |

## Monthly Warehouse Stock Movements

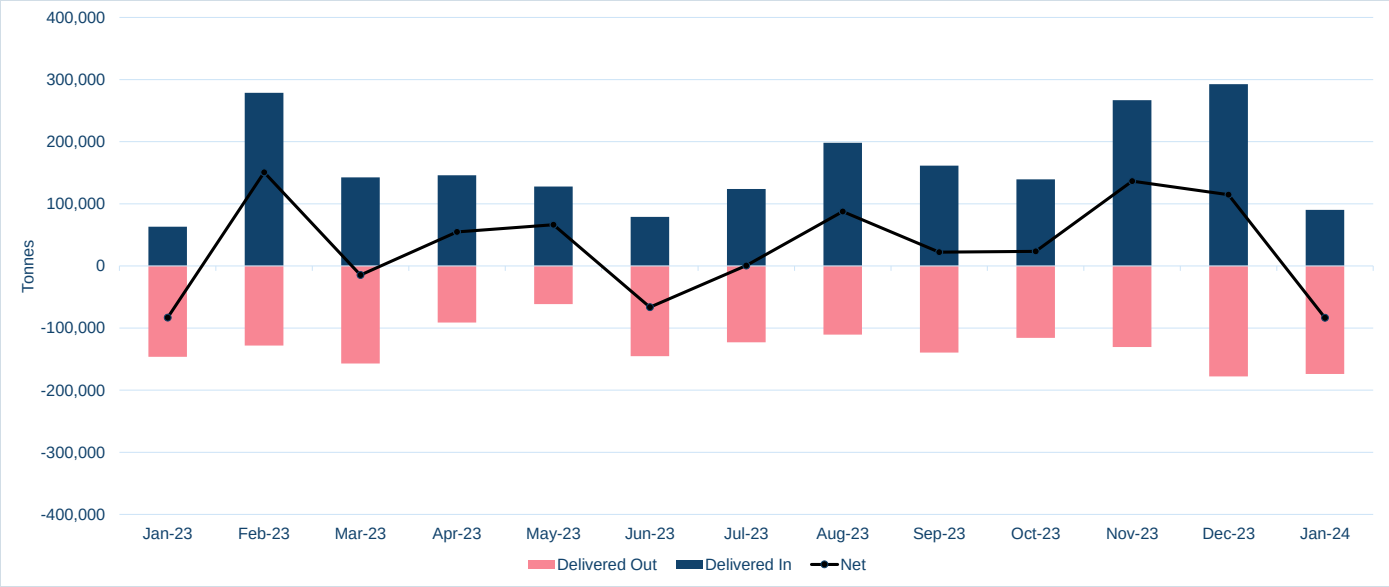


© The London Metal Exchange - An HKEX Company. 10 Finsbury Square, London EC2A 1AJ
The information contained within this presentation is for illustrative and educational purposes only and should not be relied upon in making any investment decision. The past performance of any commodity, derivative or other product referred to in the presentation cannot be relied upon as a guide to its futureperformance. Whilst every effort has been made to ensure the information is up-to-date and correct, the LME cannot guarantee that it is completely accurate and free from human error. The information is published "as is" without any warranty of any kind, express or implied, as to accuracy of the information and the LME shall not be liable for any losses or damage that mayresult from use of the presentation as a consequence of any inaccuracies in, or any omissions from, the information which it may contain. The information may not be reproduced, distributed or transmitted to any other person or incorporated in any way into another publication or other material.