LME monthly trading

Jun 2020

Prices - Jun 2020

Contract	Offical Cash Settlement Price				Official 3 Month Price			
	Average	Low	High	*M/M change %	Average	Low	High	*M/M change %
LME Aluminium	$1,564.02	$1,499.50	$1,613.50	7.1%	$1,587.27	$1,529.00	$1,638.00	6.3%
LME Aluminium Alloy	$1,209.61	$1,160.00	$1,225.00	0.5%	$1,209.32	$1,190.00	$1,215.00	0.2%
LME NASAAC	$1,175.25	$1,120.00	$1,210.00	4.5%	$1,185.95	$1,133.00	$1,210.00	4.0%
LME Copper	$5,742.39	$5,376.50	$6,038.00	9.7%	$5,761.89	$5,404.00	$6,043.50	9.5%
LME Lead	$1,739.86	$1,635.00	$1,796.50	7.5%	$1,756.66	$1,656.50	$1,811.50	7.3%
LME Nickel	$12,703.27	$12,386.00	$12,943.00	4.7%	$12,764.14	$12,437.00	$13,010.00	4.6%
LME Tin	$16,806.27	$15,842.00	$17,285.00	9.1%	$16,626.27	$15,659.00	$17,100.00	9.2%
LME Zinc	$2,020.61	$1,955.50	$2,073.00	2.9%	$2,027.57	$1,968.00	$2,076.50	3.2%
LME Cobalt	$29,102.27	$28,500.00	$29,500.00	-1.3%	$29,386.36	$28,500.00	$30,000.00	-2.0%

* Percentage change in average price from previous month

Warehouse stock movements (tonnes) - Jun 2020

Contract	Delivered In	Delivered Out	Net	Closing
LME Aluminium	245,775	103,525	142,250	1,638,300
LME Aluminium Alloy	460	680	-220	6,540
LME NASAAC	40	4,120	-4,080	29,500
LME Copper	43,075	85,475	-42,400	213,325
LME Lead	2,000	11,325	-9,325	66,500
LME Nickel	2,388	2,358	30	233,526
LME Tin	2,390	1,315	1,075	3,530
LME Zinc	39,075	16,100	22,975	122,550
LME Cobalt	0	0	0	602
TOTAL	335,203	224,898	110,305	2,314,373

Monthly warehouse stock movements

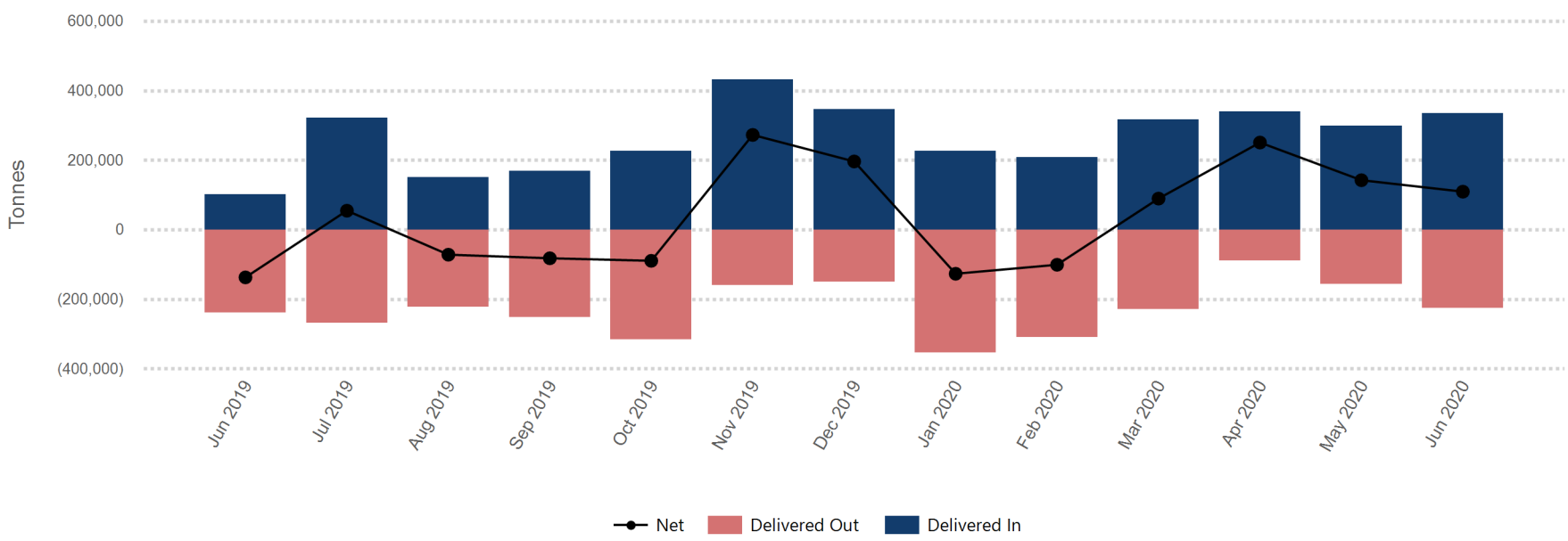

LME monthly trading

Jul 2020

Prices - Jul 2020

Contract	Offical Cash Settlement Price				Official 3 Month Price			
	Average	Low	High	*M/M change %	Average	Low	High	*M/M change %
LME Aluminium	$1,639.35	$1,581.50	$1,687.00	4.8%	$1,672.93	$1,614.00	$1,726.50	5.4%
LME Aluminium Alloy	$1,249.76	$1,150.00	$1,318.50	3.3%	$1,251.74	$1,150.00	$1,325.00	3.5%
LME NASAAC	$1,265.26	$1,220.00	$1,309.00	7.7%	$1,268.96	$1,220.00	$1,310.00	7.0%
LME Copper	$6,353.76	$6,016.50	$6,545.00	10.6%	$6,348.59	$6,021.00	$6,537.00	10.2%
LME Lead	$1,812.15	$1,756.00	$1,858.00	4.2%	$1,828.28	$1,770.00	$1,870.00	4.1%
LME Nickel	$13,341.35	$12,555.00	$13,762.00	5.0%	$13,388.83	$12,620.00	$13,809.00	4.9%
LME Tin	$17,452.96	$16,920.00	$18,195.00	3.8%	$17,375.48	$16,795.00	$18,141.00	4.5%
LME Zinc	$2,162.24	$2,007.50	$2,299.00	7.0%	$2,172.89	$2,021.50	$2,311.00	7.2%
LME Cobalt	$28,556.52	$28,500.00	$29,050.00	-1.9%	$28,576.09	$28,500.00	$29,250.00	-2.8%

* Percentage change in average price from previous month

Warehouse stock movements (tonnes) - Jul 2020

Contract	Delivered In	Delivered Out	Net	Closing
LME Aluminium	132,425	138,550	-6,125	1,632,175
LME Aluminium Alloy	0	1,000	-1,000	5,540
LME NASAAC	540	1,100	-560	28,940
LME Copper	22,175	108,825	-86,650	126,675
LME Lead	57,575	5,925	51,650	118,150
LME Nickel	4,614	2,874	1,740	235,266
LME Tin	1,095	750	345	3,875
LME Zinc	73,825	8,400	65,425	187,975
LME Cobalt	0	7	-7	595
TOTAL	292,249	267,431	24,818	2,339,191

Monthly warehouse stock movements

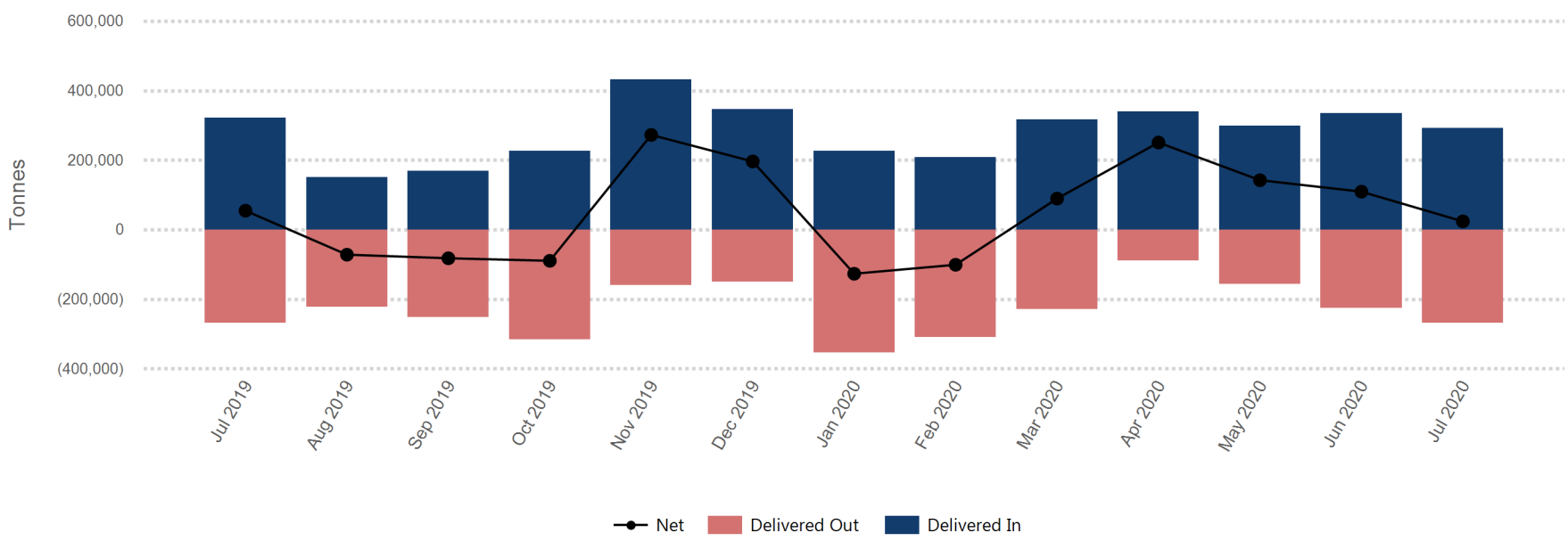

LME monthly trading

Aug 2020

Prices - Aug 2020

Contract	Offical Cash Settlement Price				Official 3 Month Price			
	Average	Low	High	*M/M change %	Average	Low	High	*M/M change %
LME Aluminium	$1,733.90	$1,679.50	$1,762.00	5.8%	$1,771.55	$1,718.50	$1,797.50	5.9%
LME Aluminium Alloy	$1,319.00	$1,295.00	$1,343.00	5.5%	$1,337.78	$1,316.50	$1,360.00	6.9%
LME NASAAC	$1,363.88	$1,310.00	$1,397.50	7.8%	$1,380.03	$1,315.00	$1,425.00	8.8%
LME Copper	$6,496.70	$6,342.50	$6,728.00	2.2%	$6,485.85	$6,334.00	$6,702.00	2.2%
LME Lead	$1,935.20	$1,834.00	$1,994.00	6.8%	$1,954.35	$1,852.50	$2,014.50	6.9%
LME Nickel	$14,486.85	$13,683.00	$15,414.00	8.6%	$14,535.05	$13,734.00	$15,442.00	8.6%
LME Tin	$17,671.90	$17,170.00	$17,960.00	1.3%	$17,649.25	$17,205.00	$17,932.00	1.6%
LME Zinc	$2,406.83	$2,286.00	$2,529.50	11.3%	$2,426.23	$2,297.50	$2,554.50	11.7%
LME Cobalt	$32,905.00	$30,200.00	$33,100.00	15.2%	$33,065.00	$30,500.00	$33,200.00	15.7%

* Percentage change in average price from previous month

Warehouse stock movements (tonnes) - Aug 2020

Contract	Delivered In	Delivered Out	Net	Closing
LME Aluminium	20,075	102,025	-81,950	1,550,225
LME Aluminium Alloy	580	0	580	6,120
LME NASAAC	40	780	-740	28,200
LME Copper	19,850	58,275	-38,425	88,250
LME Lead	9,325	2,575	6,750	124,900
LME Nickel	6,048	2,592	3,456	238,722
LME Tin	1,930	565	1,365	5,240
LME Zinc	47,150	15,000	32,150	220,125
LME Cobalt	0	140	-140	455
TOTAL	104,998	181,952	-76,954	2,262,237

Monthly warehouse stock movements

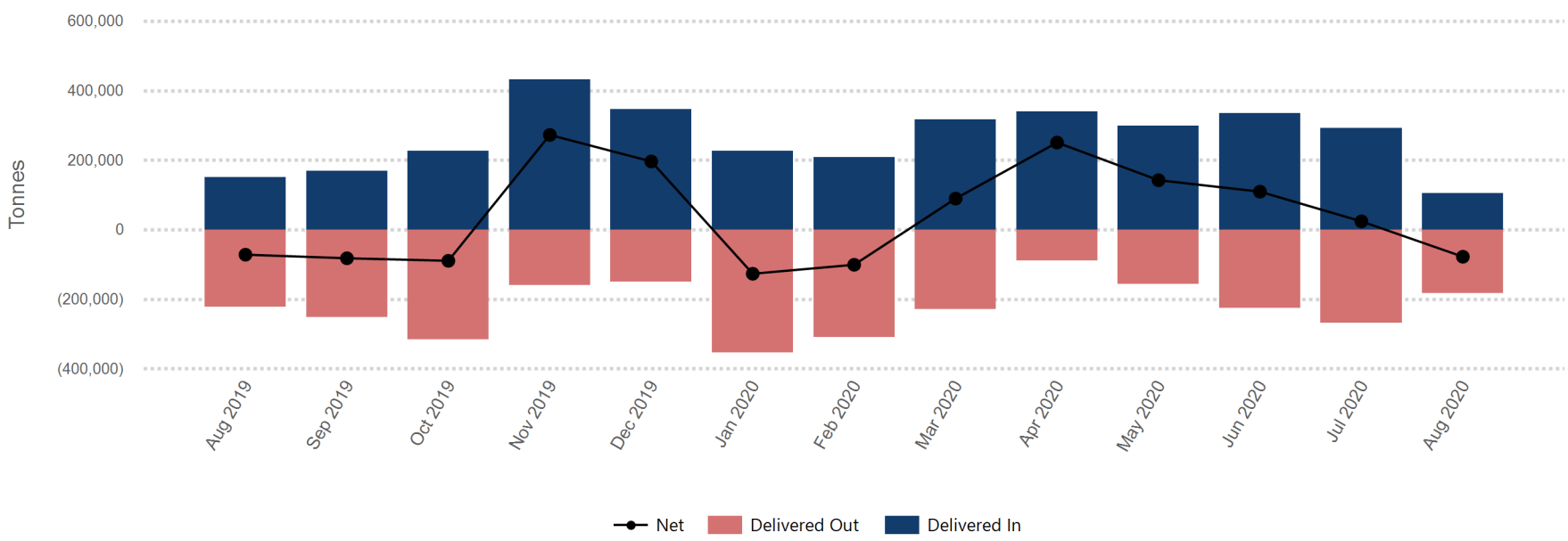

LME monthly trading

Sep 2020

Prices - Sep 2020

Contract	Offical Cash Settlement Price				Official 3 Month Price			
	Average	Low	High	*M/M change %	Average	Low	High	*M/M change %
LME Aluminium	$1,745.34	$1,697.00	$1,781.50	0.7%	$1,783.32	$1,735.00	$1,818.00	0.7%
LME Aluminium Alloy	$1,472.86	$1,400.50	$1,578.00	11.7%	$1,494.84	$1,440.00	$1,600.00	11.7%
LME NASAAC	$1,443.64	$1,395.50	$1,500.00	5.8%	$1,463.98	$1,430.00	$1,519.50	6.1%
LME Copper	$6,712.41	$6,529.00	$6,837.00	3.3%	$6,695.43	$6,523.00	$6,804.50	3.2%
LME Lead	$1,881.36	$1,801.00	$1,984.00	-2.8%	$1,906.93	$1,821.50	$2,009.50	-2.4%
LME Nickel	$14,866.27	$14,179.00	$15,660.00	2.6%	$14,907.18	$14,220.00	$15,697.00	2.6%
LME Tin	$17,945.95	$17,080.00	$18,420.00	1.6%	$17,961.82	$17,136.00	$18,379.00	1.8%
LME Zinc	$2,450.50	$2,365.00	$2,554.00	1.8%	$2,471.50	$2,379.50	$2,577.50	1.9%
LME Cobalt	$33,481.59	$32,985.00	$34,000.00	1.8%	$33,701.82	$33,200.00	$34,215.00	1.9%

* Percentage change in average price from previous month

Warehouse stock movements (tonnes) - Sep 2020

Contract	Delivered In	Delivered Out	Net	Closing
LME Aluminium	0	99,275	-99,275	1,450,950
LME Aluminium Alloy	0	340	-340	5,780
LME NASAAC	20	1,120	-1,100	27,100
LME Copper	115,000	40,125	74,875	163,125
LME Lead	21,275	9,175	12,100	137,000
LME Nickel	3,780	6,354	-2,574	236,148
LME Tin	1,180	870	310	5,550
LME Zinc	2,100	9,650	-7,550	212,575
LME Cobalt	0	4	-4	451
TOTAL	143,355	166,913	-23,558	2,238,679

Monthly warehouse stock movements

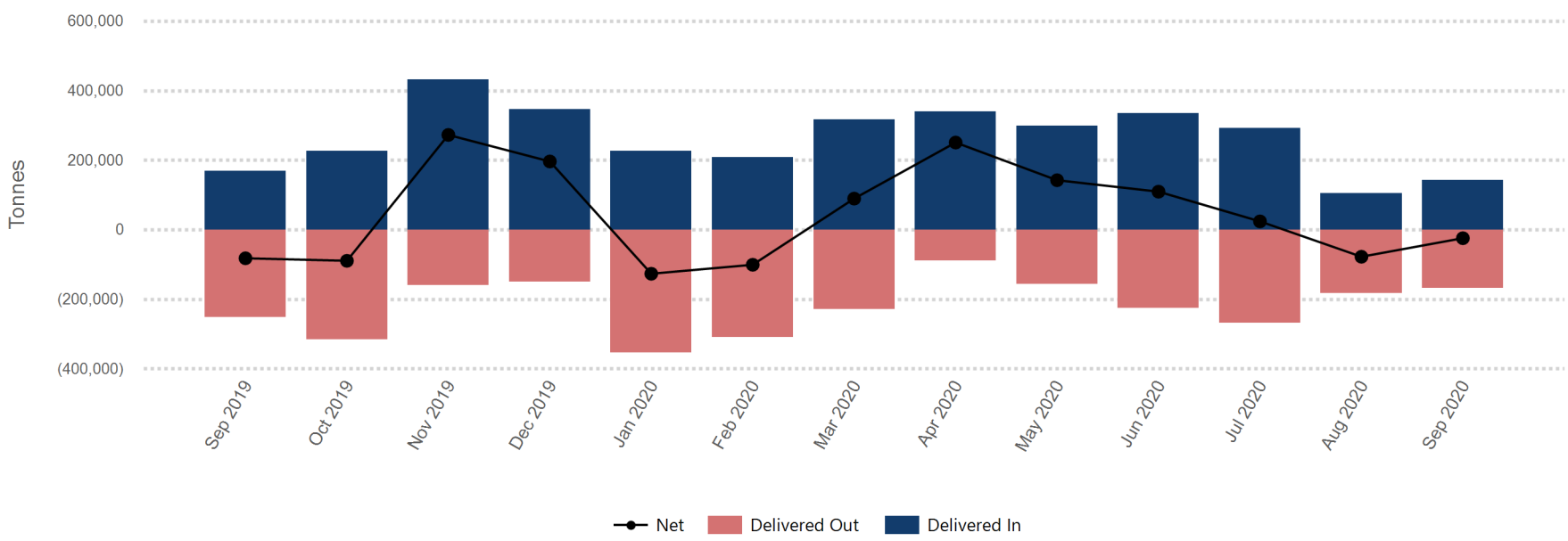

LME monthly trading

Oct 2020

Prices - Oct 2020

Contract	Offical Cash Settlement Price				Official 3 Month Price			
	Average	Low	High	*M/M change %	Average	Low	High	*M/M change %
LME Aluminium	$1,802.82	$1,705.00	$1,865.50	3.3%	$1,819.84	$1,740.00	$1,863.50	2.0%
LME Aluminium Alloy	$1,519.89	$1,470.00	$1,580.00	3.2%	$1,555.14	$1,510.50	$1,600.00	4.0%
LME NASAAC	$1,619.61	$1,500.00	$1,690.00	12.2%	$1,638.73	$1,520.00	$1,717.50	11.9%
LME Copper	$6,702.77	$6,409.50	$6,953.00	-0.1%	$6,716.30	$6,418.50	$6,964.50	0.3%
LME Lead	$1,777.07	$1,742.50	$1,826.50	-5.5%	$1,793.50	$1,764.00	$1,837.50	-5.9%
LME Nickel	$15,219.36	$14,271.00	$16,064.00	2.4%	$15,258.77	$14,305.00	$16,101.00	2.4%
LME Tin	$18,154.09	$17,506.00	$18,750.00	1.2%	$18,152.23	$17,529.00	$18,750.00	1.1%
LME Zinc	$2,441.55	$2,298.00	$2,565.50	-0.4%	$2,458.41	$2,316.00	$2,580.00	-0.5%
LME Cobalt	$33,227.95	$32,500.00	$33,925.00	-0.8%	$33,535.23	$32,835.00	$34,200.00	-0.5%

* Percentage change in average price from previous month

Warehouse stock movements (tonnes) - Oct 2020

Contract	Delivered In	Delivered Out	Net	Closing
LME Aluminium	113,250	103,175	10,075	1,461,025
LME Aluminium Alloy	0	220	-220	5,560
LME NASAAC	600	2,580	-1,980	25,120
LME Copper	38,625	32,150	6,475	169,600
LME Lead	500	13,100	-12,600	124,400
LME Nickel	5,718	2,850	2,868	239,016
LME Tin	765	1,785	-1,020	4,530
LME Zinc	12,975	6,350	6,625	219,200
LME Cobalt	0	0	0	451
TOTAL	172,433	162,210	10,223	2,248,902

Monthly warehouse stock movements

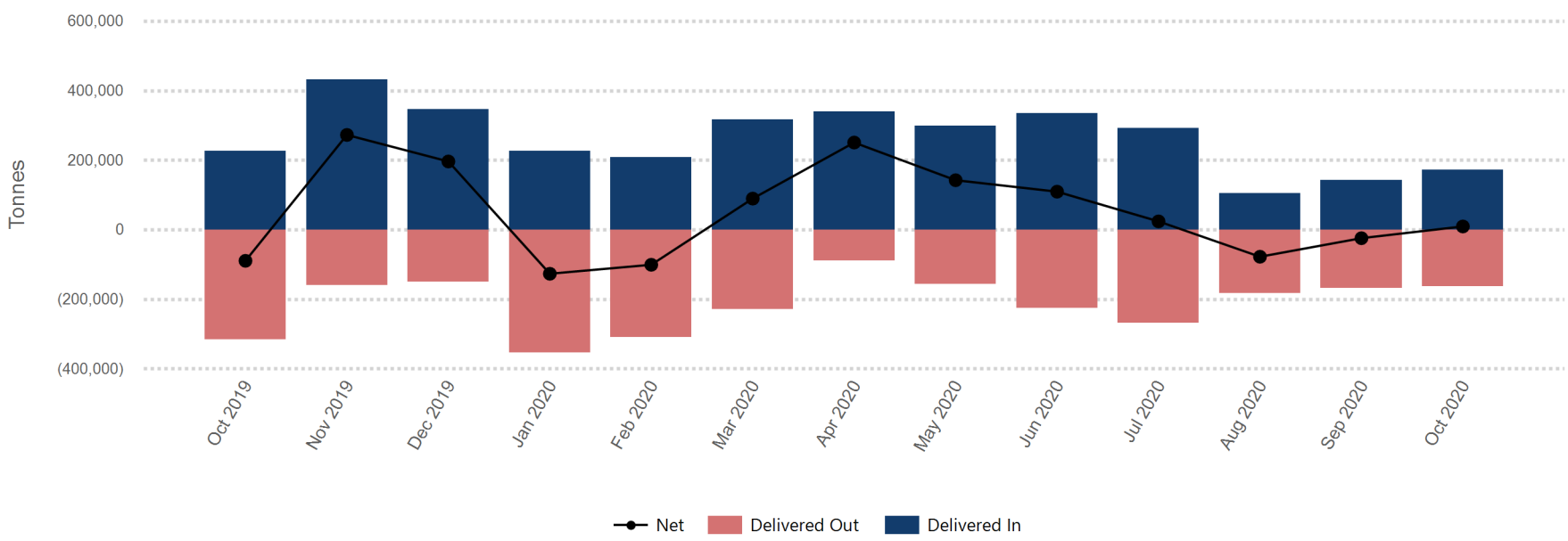

LME monthly trading

Nov 2020

Prices - Nov 2020

Contract	Offical Cash Settlement Price				Official 3 Month Price			
	Average	Low	High	*M/M change %	Average	Low	High	*M/M change %
LME Aluminium	$1,932.12	$1,834.50	$2,014.50	7.2%	$1,945.50	$1,839.50	$2,022.50	6.9%
LME Aluminium Alloy	$1,606.88	$1,510.50	$1,662.00	5.7%	$1,627.86	$1,530.00	$1,680.00	4.7%
LME NASAAC	$1,757.31	$1,693.50	$1,802.00	8.5%	$1,779.79	$1,721.50	$1,825.00	8.6%
LME Copper	$7,063.43	$6,712.50	$7,674.50	5.4%	$7,078.19	$6,725.00	$7,681.00	5.4%
LME Lead	$1,914.48	$1,776.00	$2,117.50	7.7%	$1,929.79	$1,789.50	$2,127.00	7.6%
LME Nickel	$15,796.05	$15,113.00	$16,373.00	3.8%	$15,837.43	$15,148.00	$16,414.00	3.8%
LME Tin	$18,567.90	$17,755.00	$19,120.00	2.3%	$18,538.71	$17,725.00	$19,090.00	2.1%
LME Zinc	$2,669.69	$2,526.00	$2,809.50	9.3%	$2,682.26	$2,536.50	$2,826.50	9.1%
LME Cobalt	$32,238.33	$31,975.00	$32,480.00	-3.0%	$32,623.81	$32,390.00	$32,835.00	-2.7%

* Percentage change in average price from previous month

Warehouse stock movements (tonnes) - Nov 2020

Contract	Delivered In	Delivered Out	Net	Closing
LME Aluminium	24,425	117,325	-92,900	1,368,125
LME Aluminium Alloy	0	420	-420	5,140
LME NASAAC	140	2,040	-1,900	23,220
LME Copper	12,500	32,175	-19,675	149,925
LME Lead	3,600	15,300	-11,700	112,700
LME Nickel	5,598	3,132	2,466	241,482
LME Tin	380	1,105	-725	3,805
LME Zinc	8,100	6,800	1,300	220,500
LME Cobalt	0	0	0	451
TOTAL	54,743	178,297	-123,554	2,125,348

Monthly warehouse stock movements

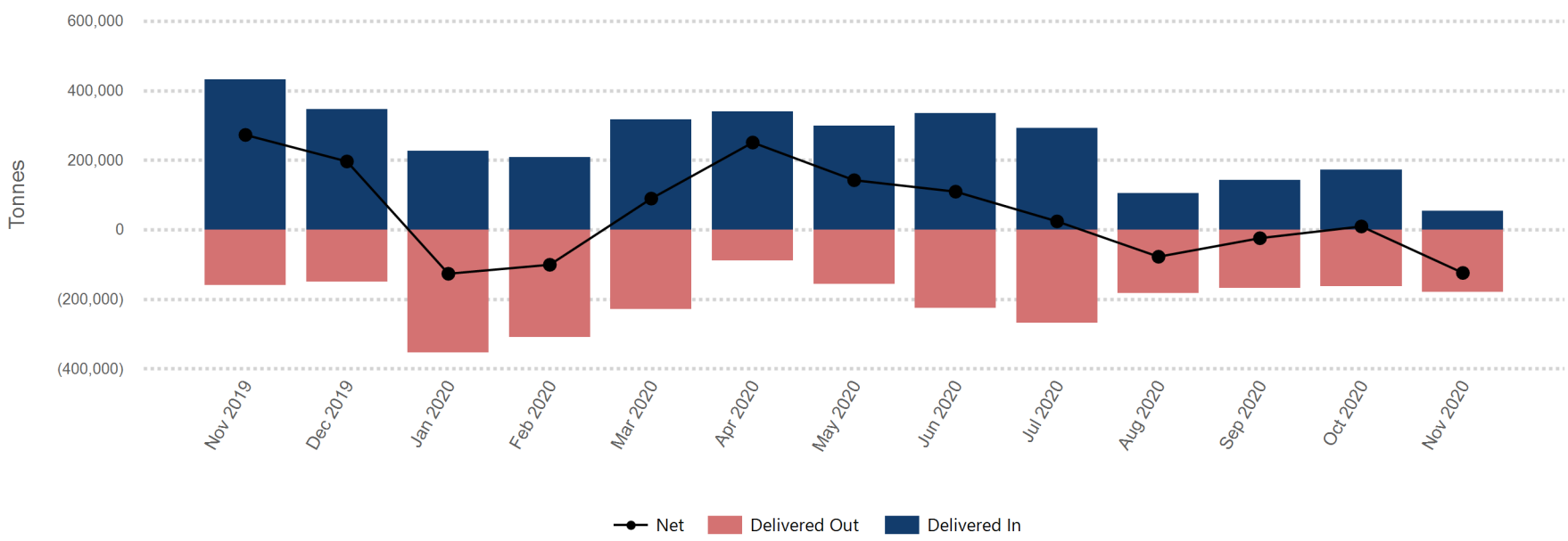

LME monthly trading

Dec 2020

Prices - Dec 2020

Contract	Offical Cash Settlement Price				Official 3 Month Price			
	Average	Low	High	*M/M change %	Average	Low	High	*M/M change %
LME Aluminium	$2,017.90	$1,978.00	$2,051.50	4.4%	$2,028.90	$1,980.50	$2,062.00	4.3%
LME Aluminium Alloy	$1,866.14	$1,682.50	$1,930.00	16.1%	$1,842.90	$1,700.00	$1,893.00	13.2%
LME NASAAC	$1,934.12	$1,830.00	$2,000.00	10.1%	$1,949.12	$1,850.00	$2,019.50	9.5%
LME Copper	$7,755.24	$7,616.50	$7,964.00	9.8%	$7,771.50	$7,623.00	$7,984.50	9.8%
LME Lead	$2,018.60	$1,932.50	$2,100.00	5.4%	$2,028.62	$1,954.00	$2,103.50	5.1%
LME Nickel	$16,807.05	$15,850.00	$17,650.00	6.4%	$16,040.05	$0.00	$17,685.00	1.3%
LME Tin	$19,727.33	$18,850.00	$20,541.00	6.2%	$19,642.52	$18,831.00	$20,300.00	6.0%
LME Zinc	$2,782.36	$2,723.50	$2,841.50	4.2%	$2,809.14	$2,745.00	$2,870.00	4.7%
LME Cobalt	$31,890.71	$31,575.00	$32,000.00	-1.1%	$32,209.05	$32,000.00	$32,500.00	-1.3%

* Percentage change in average price from previous month

Warehouse stock movements (tonnes) - Dec 2020

Contract	Delivered In	Delivered Out	Net	Closing
LME Aluminium	92,500	120,100	-27,600	1,340,525
LME Aluminium Alloy	0	1,800	-1,800	3,340
LME NASAAC	0	2,420	-2,420	20,800
LME Copper	9,425	53,550	-44,125	105,800
LME Lead	25,925	5,450	20,475	133,175
LME Nickel	11,454	4,956	6,498	247,980
LME Tin	95	2,040	-1,945	1,860
LME Zinc	400	18,825	-18,425	202,075
LME Cobalt	0	0	0	451
TOTAL	139,799	209,141	-69,342	2,056,006

Monthly warehouse stock movements

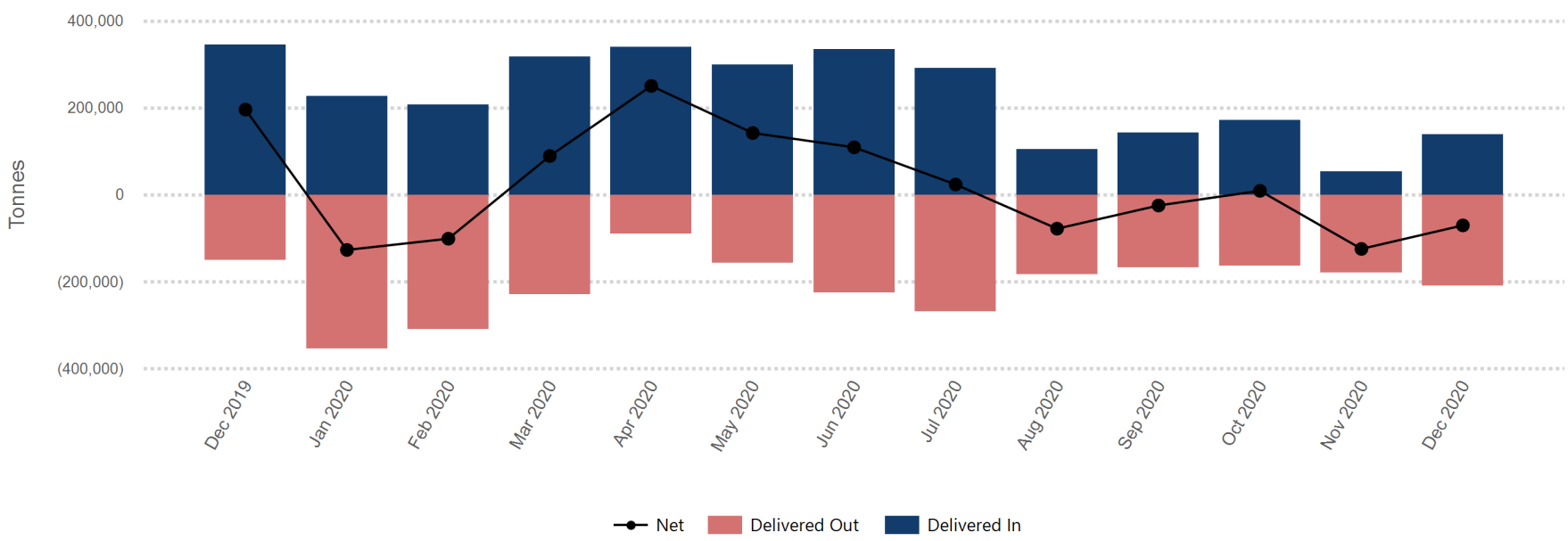

LME monthly trading

Jan 2021

Prices - Jan 2021

Contract	Offical Cash Settlement Price				Official 3 Month Price			
	Average	Low	High	*M/M change %	Average	Low	High	*M/M change %
LME Aluminium	$2,003.80	$1,951.50	$2,062.50	-0.7%	$2,005.05	$1,958.00	$2,068.00	-1.2%
LME Aluminium Alloy	$1,959.58	$1,921.50	$2,005.00	5.0%	$1,921.80	$1,893.00	$1,930.00	4.3%
LME NASAAC	$2,027.48	$2,000.00	$2,064.50	4.8%	$2,050.88	$2,020.00	$2,090.00	5.2%
LME Copper	$7,970.50	$7,778.50	$8,146.00	2.8%	$7,978.38	$7,783.50	$8,160.00	2.7%
LME Lead	$2,014.93	$1,963.50	$2,068.50	-0.2%	$2,032.30	$1,984.50	$2,081.50	0.2%
LME Nickel	$17,847.60	$17,164.00	$18,370.00	6.2%	$17,892.30	$17,217.00	$18,422.00	11.5%
LME Tin	$21,955.45	$20,965.00	$23,657.00	11.3%	$21,596.05	$20,730.00	$23,140.00	9.9%
LME Zinc	$2,707.70	$2,546.00	$2,838.00	-2.7%	$2,730.95	$2,570.00	$2,863.50	-2.8%
LME Cobalt	$37,691.50	$33,000.00	$41,245.00	18.2%	$37,706.00	$33,000.00	$41,250.00	17.1%

* Percentage change in average price from previous month

Warehouse stock movements (tonnes) - Jan 2021

Contract	Delivered In	Delivered Out	Net	Closing
LME Aluminium	188,375	100,725	87,650	1,428,175
LME Aluminium Alloy	0	1,680	-1,680	1,660
LME NASAAC	360	2,220	-1,860	18,940
LME Copper	6,900	38,425	-31,525	74,275
LME Lead	300	36,700	-36,400	96,775
LME Nickel	3,444	2,568	876	248,856
LME Tin	170	1,210	-1,040	820
LME Zinc	106,100	16,425	89,675	291,750
LME Cobalt	0	25	-25	426
TOTAL	305,649	199,978	105,671	2,161,677

Monthly warehouse stock movements

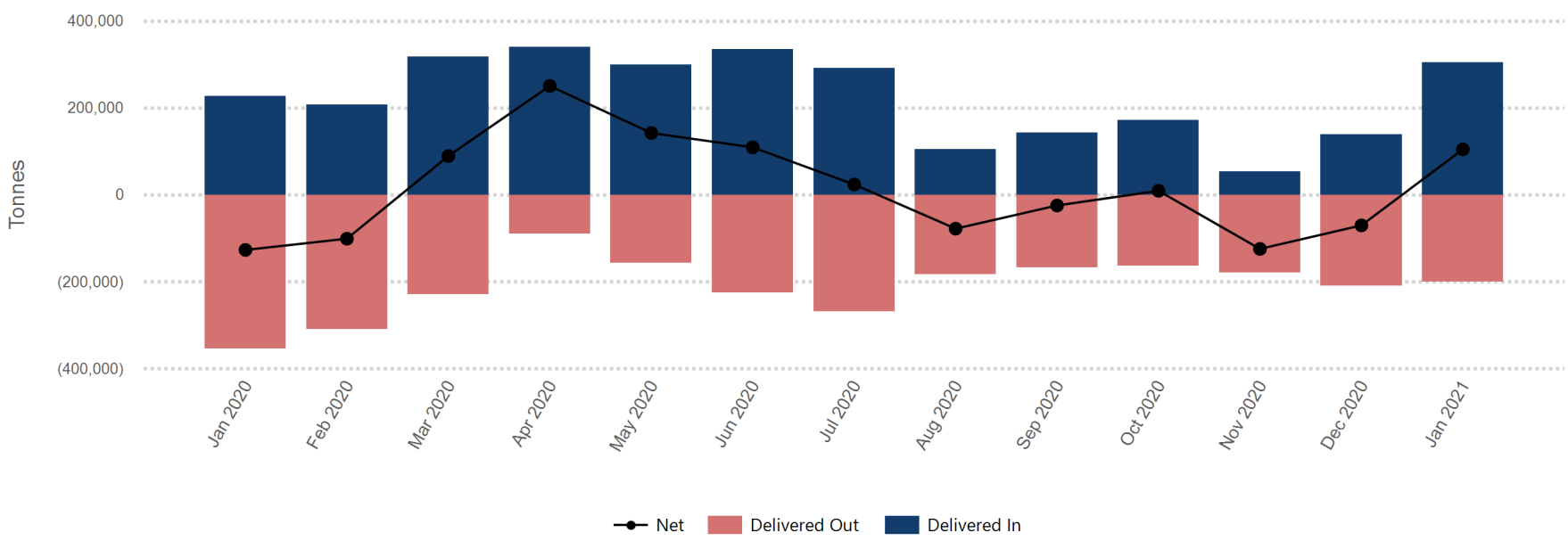

LME monthly trading

Feb 2021

Prices - Feb 2021

Contract	Offical Cash Settlement Price				Official 3 Month Price			
	Average	Low	High	*M/M change %	Average	Low	High	*M/M change %
LME Aluminium	$2,079.60	$1,958.00	$2,223.00	3.8%	$2,085.38	$1,962.50	$2,227.00	4.0%
LME Aluminium Alloy	$2,079.70	$1,940.00	$2,257.00	6.1%	$2,102.93	$1,960.00	$2,280.00	9.4%
LME NASAAC	$2,084.65	$1,980.00	$2,237.50	2.8%	$2,092.55	$1,980.00	$2,240.00	2.0%
LME Copper	$8,460.25	$7,755.50	$9,614.50	6.1%	$8,439.78	$7,747.50	$9,562.50	5.8%
LME Lead	$2,085.75	$2,008.00	$2,158.50	3.5%	$2,098.30	$2,022.00	$2,167.00	3.2%
LME Nickel	$18,568.05	$17,535.00	$19,689.00	4.0%	$18,610.30	$17,590.00	$19,722.00	4.0%
LME Tin	$26,717.30	$23,985.00	$29,560.00	21.7%	$24,415.40	$22,850.00	$27,310.00	13.1%
LME Zinc	$2,743.20	$2,539.00	$2,894.50	1.3%	$2,761.93	$2,562.50	$2,906.00	1.1%
LME Cobalt	$47,291.25	$41,240.00	$52,000.00	25.5%	$47,170.00	$41,250.00	$51,800.00	25.1%

* Percentage change in average price from previous month

Warehouse stock movements (tonnes) - Feb 2021

Contract	Delivered In	Delivered Out	Net	Closing
LME Aluminium	39,725	151,100	-111,375	1,316,800
LME Aluminium Alloy	340	520	-180	1,480
LME NASAAC	1,200	2,580	-1,380	17,560
LME Copper	21,975	22,050	-75	74,200
LME Lead	6,075	8,225	-2,150	94,625
LME Nickel	7,110	5,382	1,728	250,584
LME Tin	1,130	205	925	1,745
LME Zinc	0	22,025	-22,025	269,725
LME Cobalt	0	99	-99	327
TOTAL	77,555	212,186	-134,631	2,027,046

Monthly warehouse stock movements

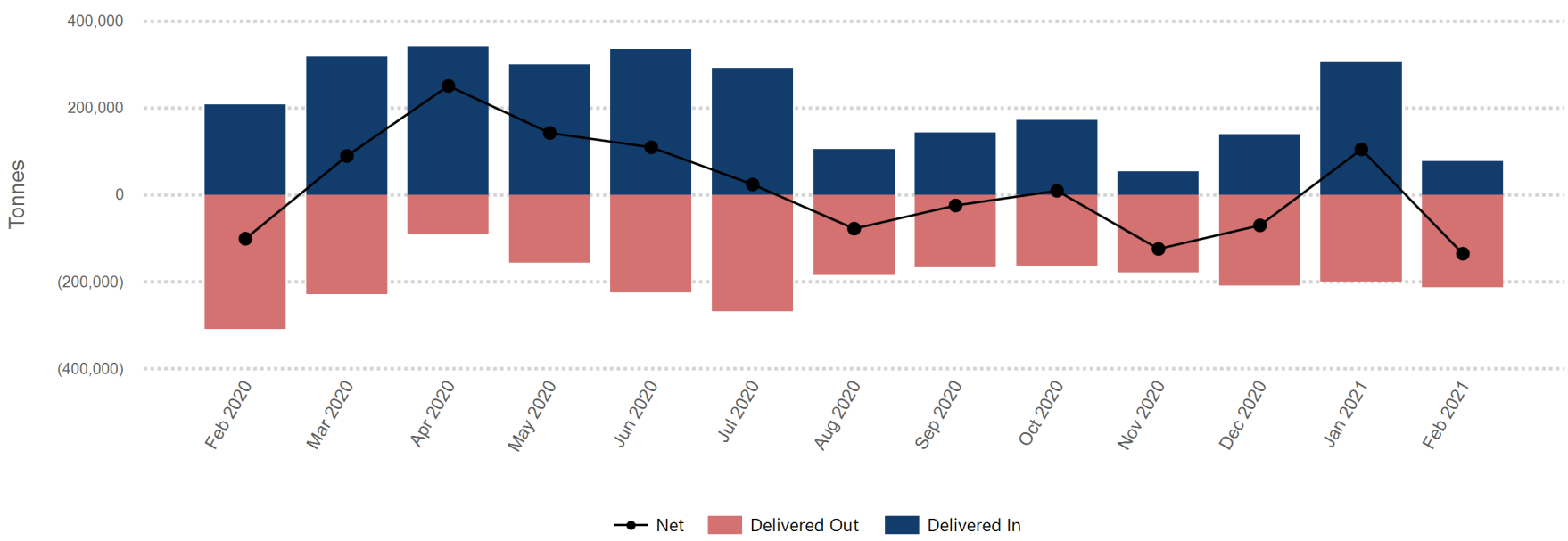

LME monthly trading

Mar 2021

Prices - Mar 2021

Contract	Offical Cash Settlement Price				Official 3 Month Price			
	Average	Low	High	*M/M change %	Average	Low	High	*M/M change %
LME Aluminium	$2,191.59	$2,139.00	$2,260.50	5.4%	$2,212.17	$2,156.50	$2,285.00	6.1%
LME Aluminium Alloy	$2,187.24	$2,041.00	$2,215.00	5.2%	$2,202.57	$2,050.00	$2,235.00	4.7%
LME NASAAC	$2,235.17	$2,150.00	$2,310.00	7.2%	$2,253.41	$2,168.00	$2,326.00	7.7%
LME Copper	$9,004.98	$8,781.00	$9,266.00	6.4%	$8,988.20	$8,757.00	$9,227.50	6.5%
LME Lead	$1,960.76	$1,896.00	$2,075.00	-6.0%	$1,982.72	$1,922.00	$2,086.50	-5.5%
LME Nickel	$16,460.74	$15,907.00	$18,655.00	-11.3%	$16,506.30	$15,951.00	$18,675.00	-11.3%
LME Tin	$27,396.30	$24,505.00	$30,995.00	2.5%	$25,078.65	$23,031.00	$26,170.00	2.7%
LME Zinc	$2,791.65	$2,734.50	$2,860.50	1.8%	$2,808.54	$2,751.50	$2,873.00	1.7%
LME Cobalt	$52,466.52	$50,610.00	$52,795.00	10.9%	$52,317.83	$50,500.00	$52,610.00	10.9%

* Percentage change in average price from previous month

Warehouse stock movements (tonnes) - Mar 2021

Contract	Delivered In	Delivered Out	Net	Closing
LME Aluminium	752,325	179,725	572,600	1,889,400
LME Aluminium Alloy	200	0	200	1,680
LME NASAAC	980	2,540	-1,560	16,000
LME Copper	86,975	17,400	69,575	143,775
LME Lead	34,125	9,200	24,925	119,550
LME Nickel	18,138	9,540	8,598	259,182
LME Tin	645	650	-5	1,740
LME Zinc	8,025	7,250	775	270,500
LME Cobalt	0	33	-33	294
TOTAL	901,413	226,338	675,075	2,702,121

Monthly warehouse stock movements

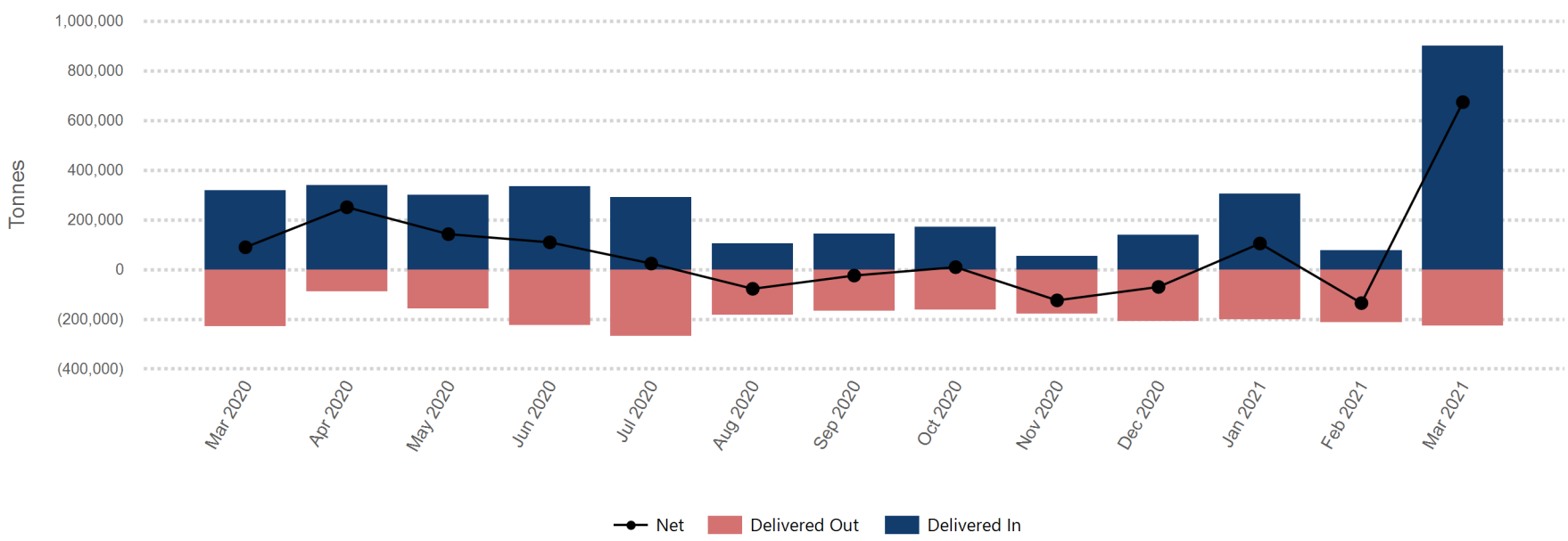

LME monthly trading

Apr 2021

Prices - Apr 2021

Contract	Offical Cash Settlement Price				Official 3 Month Price			
	Average	Low	High	*M/M change %	Average	Low	High	*M/M change %
LME Aluminium	$2,323.75	$2,212.50	$2,445.00	6.0%	$2,333.25	$2,236.50	$2,438.00	5.5%
LME Aluminium Alloy	$1,962.38	$1,875.50	$2,042.00	-10.3%	$1,963.63	$1,875.00	$2,050.00	-10.8%
LME NASAAC	$2,216.30	$2,182.50	$2,265.00	-0.8%	$2,225.90	$2,195.00	$2,260.00	-1.2%
LME Copper	$9,335.55	$8,768.00	$9,990.00	3.7%	$9,324.13	$8,764.00	$9,983.00	3.7%
LME Lead	$2,006.33	$1,942.50	$2,117.00	2.3%	$2,028.03	$1,966.50	$2,138.00	2.3%
LME Nickel	$16,480.70	$16,001.00	$17,477.00	0.1%	$16,524.90	$16,048.00	$17,512.00	0.1%
LME Tin	$28,508.10	$27,369.00	$32,193.00	4.1%	$26,625.00	$25,202.00	$28,975.00	6.2%
LME Zinc	$2,827.35	$2,754.50	$2,928.00	1.3%	$2,846.80	$2,776.00	$2,945.00	1.4%
LME Cobalt	$48,988.25	$45,200.00	$50,105.00	-6.6%	$48,918.25	$45,165.00	$50,000.00	-6.5%

* Percentage change in average price from previous month

Warehouse stock movements (tonnes) - Apr 2021

Contract	Delivered In	Delivered Out	Net	Closing
LME Aluminium	77,975	139,575	-61,600	1,827,800
LME Aluminium Alloy	320	0	320	2,000
LME NASAAC	2,380	4,020	-1,640	14,360
LME Copper	39,000	45,375	-6,375	137,400
LME Lead	300	9,275	-8,975	110,575
LME Nickel	14,184	11,370	2,814	261,996
LME Tin	290	785	-495	1,245
LME Zinc	31,700	10,450	21,250	291,750
LME Cobalt	0	0	0	294
TOTAL	166,149	220,850	-54,701	2,647,420

Monthly warehouse stock movements

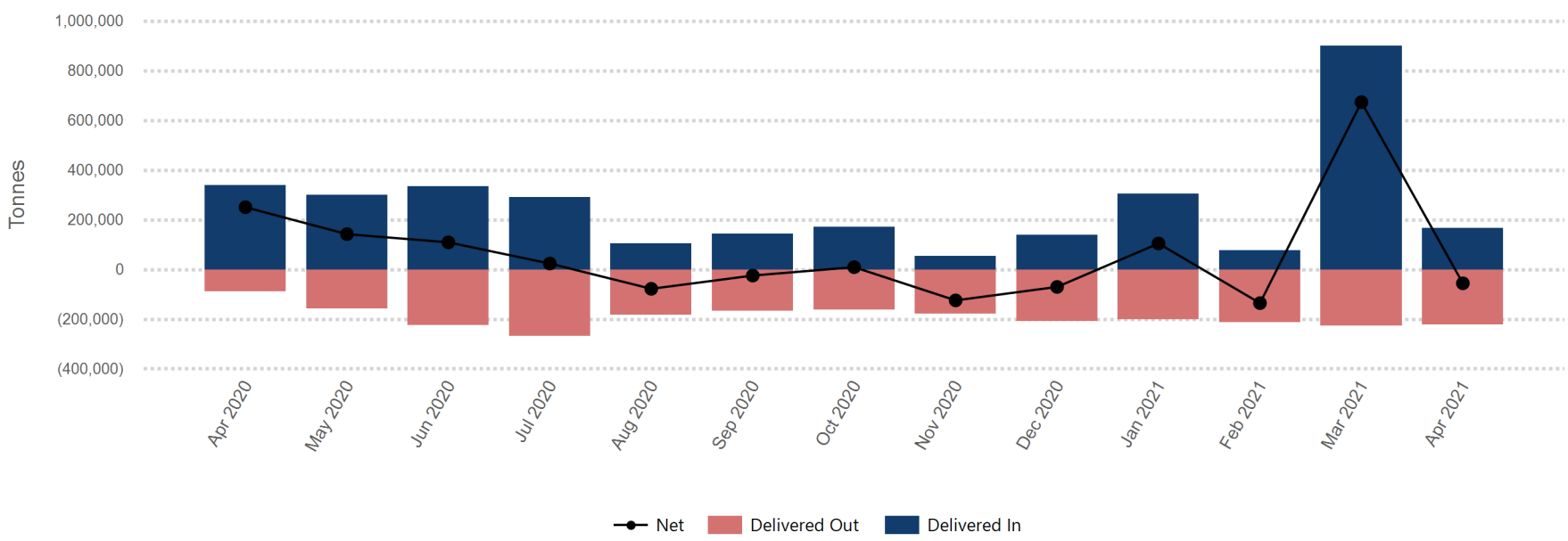

LME monthly trading

May 2021

Prices - May 2021

Contract	Offical Cash Settlement Price				Official 3 Month Price			
	Average	Low	High	*M/M change %	Average	Low	High	*M/M change %
LME Aluminium	$2,433.84	$2,305.00	$2,565.00	4.7%	$2,453.71	$2,337.00	$2,577.00	5.2%
LME Aluminium Alloy	$2,081.08	$1,896.00	$2,147.00	6.0%	$2,035.79	$1,875.00	$2,100.00	3.7%
LME NASAAC	$2,318.68	$2,231.50	$2,360.00	4.6%	$2,316.11	$2,225.00	$2,360.00	4.1%
LME Copper	$10,183.97	$9,868.00	$10,724.50	9.1%	$10,196.05	$9,884.00	$10,720.00	9.4%
LME Lead	$2,185.92	$2,116.00	$2,228.50	9.0%	$2,194.50	$2,134.50	$2,244.00	8.2%
LME Nickel	$17,605.74	$16,780.00	$18,142.00	6.8%	$17,634.53	$16,824.00	$18,159.00	6.7%
LME Tin	$32,524.26	$31,147.00	$34,462.00	14.1%	$29,735.89	$29,004.00	$30,749.00	11.7%
LME Zinc	$2,970.29	$2,891.00	$3,063.50	5.1%	$2,985.50	$2,904.00	$3,085.00	4.9%
LME Cobalt	$44,248.16	$43,615.00	$45,195.00	-9.7%	$44,251.05	$43,650.00	$45,165.00	-9.5%

* Percentage change in average price from previous month

Warehouse stock movements (tonnes) - May 2021

Contract	Delivered In	Delivered Out	Net	Closing
LME Aluminium	19,025	139,825	-120,800	1,707,000
LME Aluminium Alloy	20	200	-180	1,820
LME NASAAC	0	1,800	-1,800	12,560
LME Copper	22,200	38,900	-16,700	120,700
LME Lead	900	14,150	-13,250	97,325
LME Nickel	1,068	16,620	-15,552	246,444
LME Tin	415	905	-490	755
LME Zinc	5,675	15,875	-10,200	281,550
LME Cobalt	10	7	3	297
TOTAL	49,313	228,282	-178,969	2,468,451

Monthly warehouse stock movements

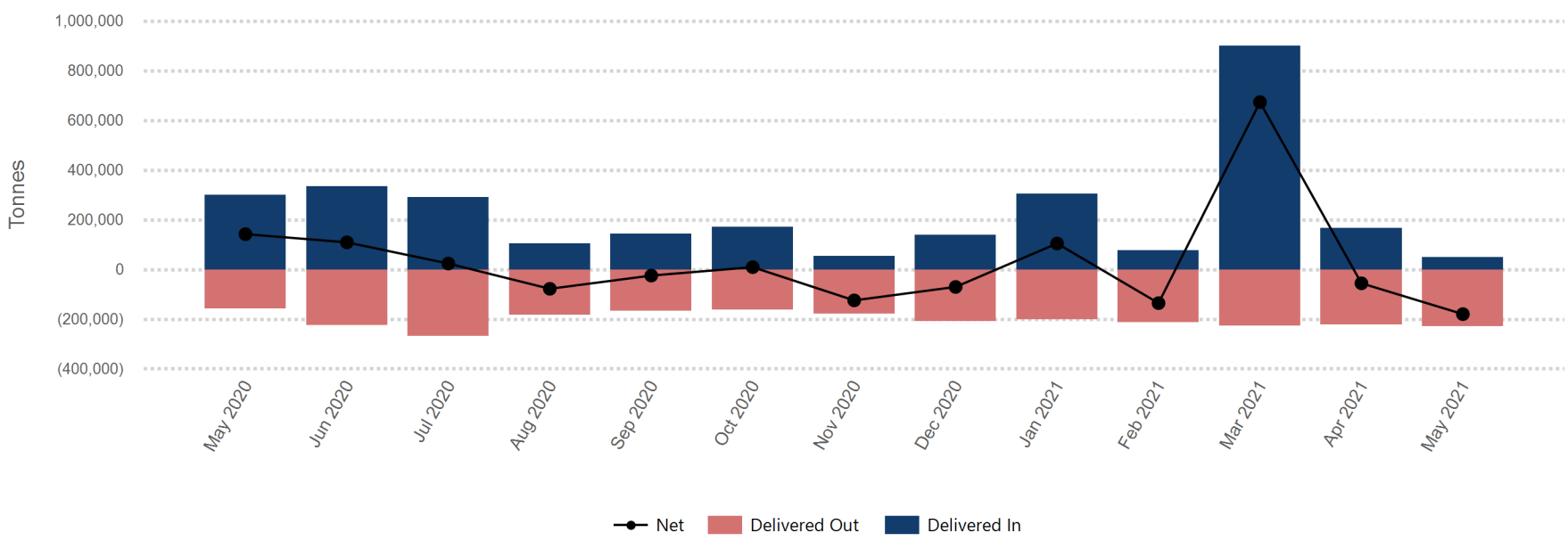

LME monthly trading

Jun 2021

Prices - Jun 2021

Contract	Offical Cash Settlement Price				Official 3 Month Price			
	Average	Low	High	*M/M change %	Average	Low	High	*M/M change %
LME Aluminium	$2,439.09	$2,353.50	$2,523.00	0.2%	$2,445.59	$2,370.50	$2,535.00	-0.3%
LME Aluminium Alloy	$2,123.91	$2,067.50	$2,200.00	2.1%	$2,097.45	$2,050.00	$2,184.00	3.0%
LME NASAAC	$2,287.70	$2,210.00	$2,375.00	-1.3%	$2,281.48	$2,230.00	$2,350.00	-1.5%
LME Copper	$9,612.43	$9,042.50	$10,212.50	-5.6%	$9,637.98	$9,070.00	$10,226.50	-5.5%
LME Lead	$2,188.98	$2,130.50	$2,319.50	0.1%	$2,192.25	$2,138.50	$2,299.50	-0.1%
LME Nickel	$17,943.23	$17,287.00	$18,611.00	1.9%	$17,962.36	$17,316.00	$18,563.00	1.9%
LME Tin	$32,677.73	$31,264.00	$33,460.00	0.5%	$30,829.05	$29,810.00	$31,662.00	3.7%
LME Zinc	$2,950.07	$2,832.00	$3,061.50	-0.7%	$2,965.48	$2,844.00	$3,082.50	-0.7%
LME Cobalt	$44,127.27	$42,500.00	$48,500.00	-0.3%	$44,173.64	$42,535.00	$48,580.00	-0.2%

* Percentage change in average price from previous month

Warehouse stock movements (tonnes) - Jun 2021

Contract	Delivered In	Delivered Out	Net	Closing
LME Aluminium	83,650	221,750	-138,100	1,568,900
LME Aluminium Alloy	100	20	80	1,900
LME NASAAC	500	1,720	-1,220	11,340
LME Copper	110,675	19,400	91,275	211,975
LME Lead	0	17,075	-17,075	80,250
LME Nickel	1,098	16,044	-14,946	231,498
LME Tin	1,840	580	1,260	2,015
LME Zinc	5,100	33,050	-27,950	253,600
LME Cobalt	0	6	-6	291
TOTAL	202,963	309,645	-106,682	2,361,769
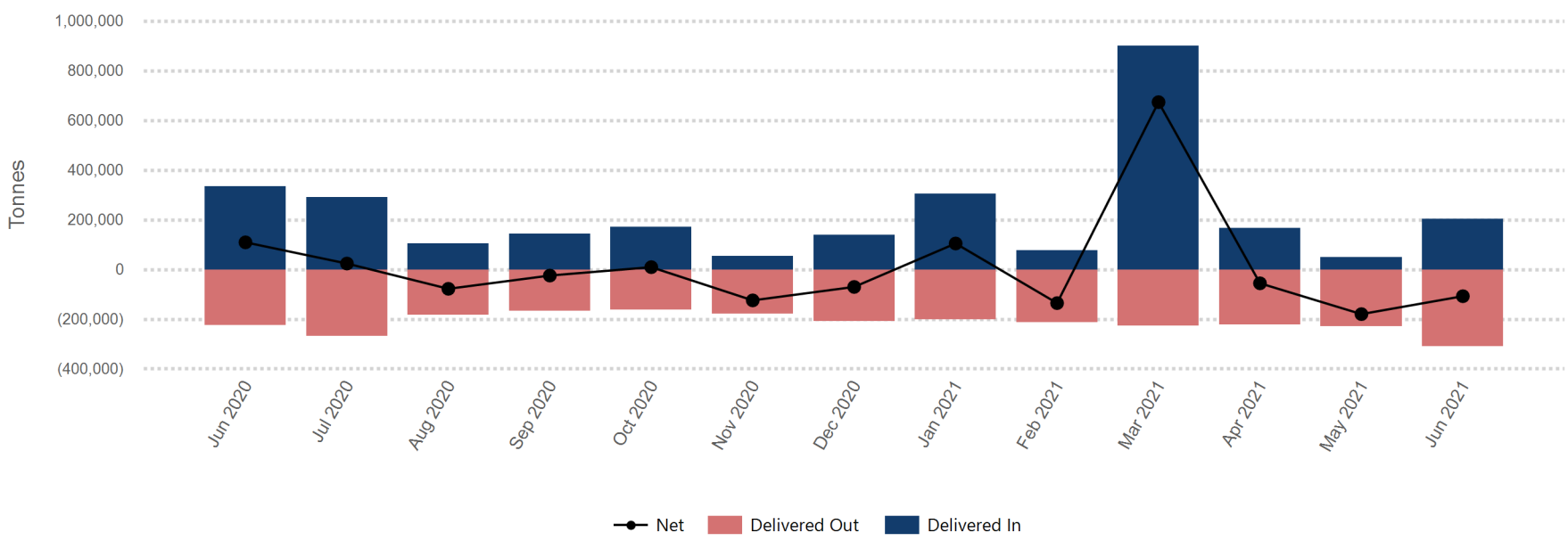
Monthly warehouse stock movements