

**Lote 1: ROTONDA CARMEN DEL PARANA - LA PAZ (35,4 km)**

Item	Rubro	Un.	Cantidad	LT S.A.		BENITO ROGGIO E HIJOS S.A.		TECNOEDIL S.A. CONSTRUCTORA		CONSTRUPAR S.A.	
				Precio unitario	Precio total	Precio unitario	Precio total	Precio Unitario	PrecioTotal	Precio unitario	Precio total
<b>1</b>	<b>MOVIMIENTO DE SUELOS</b>										
1.1	Limpieza de franja de dominio	km	35,40	1.348.862	47.749.715	5.075.789	179.682.931	2.378.013	84.181.660	17.130.673	606.425.824
1.2	Excavación de zanjas de Drenaje	m3	1.000,00	127.431	127.431.000	49.056	49.056.000	19.458	19.458.000	31.519	31.519.000
1.3	Terraplen	m3	950,00	62.835	59.693.250	59.946	56.948.700	98.935	93.988.250	54.777	52.038.150
1.4	Excavación de Bolsones.	m3	950,00	21.643	20.560.850	39.842	37.849.900	31.133	29.576.350	37.590	35.710.500
1.5	Excavación para cunetas	m3	11.433,24	62.497	714.543.200	51.360	587.211.206	372.539	372.026.196	33.797	386.409.212
1.6	Excavación para banquetas	m3	19.323,20	27.140	524.431.648	44.163	853.370.482	42.874	828.462.877	36.072	697.026.470
<b>2</b>	<b>PAQUETE ESTRUCTURAL</b>										
2.1	Bacheo Profundo	m3	4.434,70	429.765	1.905.878.846	1.124.435	4.986.531.895	423.335	1.877.363.725	260.454	1.155.035.354
2.2	Bacheo Superficial	tn	5.946,49	1.302.744	7.746.754.169	1.028.601	6.116.565.560	1.179.323	7.012.832.426	1.173.517	6.978.307.105
2.3	Concreto Asfáltico con Polímero (5 cm).	m3	12.649,30	2.793.011	35.329.634.042	2.304.533	29.150.729.277	2.763.661	34.958.377.087	2.816.986	35.632.901.010
2.4	Riego de Imprimación	lt	23.502,14	14.222	334.247.435	13.691	321.767.799	17.232	404.988.876	13.426	315.539.732
2.5	Riego de Liga	lt	142.727,73	9.981	1.424.565.473	8.991	1.283.265.020	13.900	1.983.915.447	11.756	1.677.907.194
2.6	Sellado de Fisuras	kg	1.250,00	121.350	151.687.500	46.825	58.531.250	57.541	71.926.250	88.542	110.677.500
2.7	Banquina enripiada	m3	18.728,64	77.832	1.457.687.508	110.699	2.073.241.719	100.113	1.874.980.336	119.411	2.236.405.631
<b>3</b>	<b>OBRAS COMPLEMENTARIAS</b>										
3.2	Señalización Horizontal Termoplástica por aspersión	m2	13.000,00	101.866	1.324.258.000	113.146	1.470.898.000	106.525	1.384.825.000	124.955	1.624.415.000
3.3	Señalización en zona de Escuelas y Hospitales según resolución del MOPC.	un	3,00	72.514.845	217.544.535	81.280.807	243.842.421	93.657.995	280.973.985	84.604.333	253.812.999
3.4	Señalización Vertical	m2	170,00	1.691.357	287.530.690	1.876.137	318.943.290	2.161.830	367.511.100	1.952.851	331.984.670
3.5	Mojones de kilometraje	un	46,00	3.044.444	140.044.424	1.237.164	56.909.544	1.425.555	65.575.530	1.287.751	59.236.546
3.6	Cunetas revestidas de hormigón	m³	1.282,18	1.673.869	2.146.201.354	1.676.435	2.149.491.428	1.541.120	1.975.993.242	1.401.699	1.797.230.424
3.7	Construcción de alcantarillas tubular Ø 0,80	ml	176,00	2.104.500	370.392.000	2.039.300	358.916.800	2.654.254	467.148.704	1.840.371	323.905.296
3.8	Hormigón estructural para cabeceras, alas, plateas	m³	71,28	3.255.849	232.076.917	2.670.971	190.386.813	3.711.872	264.582.236	3.069.659	218.805.294
3.9	Empastado	m2	8.480,00	16.339	138.554.720	9.819	83.265.120	13.310	112.868.800	15.905	134.874.400
<b>B</b>	<b>ROTONDA Km 28+400</b>										
B.1	Terraplen	m³	677,58	62.835	42.575.739	59.946	40.618.211	98.935	67.036.377	54.777	37.115.800
B.2	Fresado de Pavimento	m³	202,68	164.442	33.329.105	85.717	17.373.122	252.151	51.105.965	208.919	42.343.703
B.3	Sub Rasante Mejorada CBR>20 %	m³	914,73	56.876	52.026.183	114.122	104.390.817	116.526	106.589.828	92.945	85.019.580
B.4	Sub Base Granular Estabilizada CBR>80 %	m³	889,32	345.593	307.342.767	465.756	414.206.126	301.741	268.344.306	327.062	290.862.778
B.5	Base Granular Estabilizada CBR>100 %	m³	872,39	413.309	360.566.639	471.311	411.167.003	347.405	303.072.648	339.278	295.982.734
B.6	Concreto Asfáltico con Polímero	m³	305,33	2.955.115	902.285.263	2.304.533	703.643.061	2.708.939	827.120.345	2.816.986	860.110.335
B.7	Riego de Imprimación	lt	5.505,34	14.222	78.296.945	13.691	75.373.610	17.232	94.868.019	13.426	73.914.695
B.8	Riego de Liga	lt	2.117,44	9.981	21.134.169	8.991	19.037.903	13.900	29.432.416	11.756	24.892.625
B.9	Los de Hormigón Redonda Montable	m³	54,15	1.885.400	102.094.410	3.919.563	212.244.336	2.099.738	113.700.833	2.145.373	116.171.948
B.10	Cordon Montable	m	153,00	122.156	18.689.868	121.796	18.634.788	147.055	22.499.415	141.262	21.613.086
B.11	Empastado	m2	353,00	16.339	5.767.667	9.819	3.466.107	13.310	4.698.430	15.905	5.614.465
<b>5</b>	<b>Movilización</b>	g	1,00	1.879.162.113	1.879.162.113	1.578.037.346	1.578.037.346	1.759.044.417	1.759.044.417	1.748.559.632	1.748.559.632
<b>6</b>	<b>Instalaciones y Servicios Especializados</b>	g	1,00	819.882.187	819.882.187	1.198.173.339	1.198.173.339	853.399.208	853.399.208	418.189.261	418.189.261
<b>7</b>	<b>Plan comunicacional</b>	g	1,00	626.387.370	626.387.370	565.867.811	565.867.811	596.286.242	596.286.242	592.732.078	592.732.078
<b>8</b>	<b>Suma provisional</b>	g	1,00	2.699.795.412	2.699.795.412	2.699.795.412	2.699.795.412	2.699.795.412	2.699.795.412	2.699.795.412	2.699.795.412
<b>TOTAL PRECIO GS CON IVA</b>				<b>62.650.803.113</b>	<b>58.689.434.147</b>	<b>62.328.539.572</b>	<b>61.973.074.856</b>	<b>62.328.539.572</b>	<b>61.973.074.856</b>	<b>62.328.539.572</b>	<b>61.973.074.856</b>
<b>PRECIO GS OFERTADO</b>				<b>62.650.793.818</b>	<b>58.689.434.147</b>	<b>62.328.539.572</b>	<b>61.973.074.856</b>	<b>62.328.539.572</b>	<b>61.973.074.856</b>	<b>62.328.539.572</b>	<b>61.973.074.856</b>
<b>DIFERENCIA GS</b>				<b>-9.295</b>	<b>-</b>	<b>-10.346</b>	<b>-10.587</b>	<b>-10.346</b>	<b>-10.587</b>	<b>-10.346</b>	<b>-10.587</b>
<b>MOTIVO DE DIFERENCIA</b>				<b>POR REDONDEO</b>	<b>POR REDONDEO</b>	<b>POR REDONDEO</b>	<b>POR REDONDEO</b>	<b>POR REDONDEO</b>	<b>POR REDONDEO</b>	<b>POR REDONDEO</b>	<b>POR REDONDEO</b>

Ing. Dennis Merna  
Unidad Ejecutora  
(UEPBIRF 8638)

Ing. Maximiliano Pico

Ing. Fatima Insfrán  
Unidad Ejecutora  
(UEPBIRF 8638)




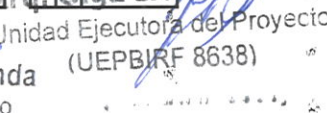
Ing. Hugo M. Miranda  
Coordinador Interino  
U.E.P. BIRF 8638 Pv - BM

Arq. Olga Irala Olmedo  
Unidad Ejecutora del Proyecto  
(UEPBIRF 8638)

**Lote 1: ROTONDA CARMEN DEL PARANA - LA PAZ (35,4 km)**

Item	Rubro	Un.	Cantidad	CONSTRUCTORA ISACIO VALLEJOS S.A.		TOCSA		CONCRET MIX S.A.	
				Precio Total	Precio unitario	Precio Total	Precio unitario	Precio Total	Precio unitario
<b>1</b>	<b>MOVIMIENTO DE SUELOS</b>								
1.1	Limpieza de franja de dominio	km	35,40	10.045.878	355.624.081	38.468.786	1.361.795.024	30.766.412	1.089.130.985
1.2	Excavación de zanjas de Drenaje	m3	1.000,00	36.254	36.254.000	32.244	32.244.000	66.431	66.431.000
1.3	Terraplen	m3	950,00	45.424	43.152.800	84.790	80.550.000	84.823	80.581.850
1.4	Excavación de Bolsones.	m3	950,00	35.457	33.684.150	34.440	32.718.000	42.630	40.498.500
1.5	Excavación para cunetas	m3	11.433,24	32.547	372.117.662	28.952	331.015.164	53.993	617.314.927
1.6	Excavación para banquetas	m3	19.323,20	39.578	764.773.610	37.182	718.475.222	48.632	939.725.862
<b>2</b>	<b>PAQUETE ESTRUCTURAL</b>								
2.1	Bacheo Profundo	m3	4.434,70	598.757	2.655.307.668	393.875	1.746.717.463	802.017	3.556.704.790
2.2	Bacheo Superficial	tn	5.946,49	2.655.778	15.792.557.319	893.525	5.313.337.477	1.420.435	8.446.602.523
2.3	Concreto Asfáltico con Polímero (5 cm).	m3	12.649,30	1.871.972	23.679.135.420	2.500.677	31.631.813.576	2.155.887	27.270.461.429
2.4	Riego de Imprimación	lt	23.502,14	15.478	363.766.123	25.957	610.045.048	15.668	368.231.530
2.5	Riego de Liga	lt	142.727,73	16.578	2.366.140.308	11.847	1.690.895.417	11.231	1.602.975.136
2.6	Sellado de Fisuras	kg	1.250,00	145.787	182.233.750	206.458	258.072.500	115.742	144.677.500
2.7	Banquina enripiada	m3	18.728,64	174.478	3.267.735.650	135.930	2.545.784.035	156.496	2.930.957.245
<b>3</b>	<b>OBRAS COMPLEMENTARIAS</b>								
3.2	Señalización Horizontal Termoplástica por aspersión en zona de Escuelas y Hospitales según resolución del MOPC.	m2	13.000,00	98.757	1.283.841.000	127.078	1.652.014.000	162.601	2.113.813.000
3.3	Señalización Vertical	un	3,00	5.435.757	16.307.271	73.082.667	219.248.001	89.515.460	268.546.380
3.4	Mojones de kilometraje	m2	170,00	2.657.877	451.839.090	3.067.024	521.394.080	2.066.211	351.255.870
3.5	Cunetas revestidas de hormigón	un	46,00	1.245.789	57.306.294	1.195.354	54.986.284	1.362.502	62.675.092
3.6	Construcción de alcantarillas tubular Ø 0,80	m3	1.282,18	2.775.478	3.558.662.382	1.903.194	2.440.237.283	1.492.169	1.913.229.248
3.7	Hormigón estructural para cabeceras, alas, plateas	ml	176,00	1.145.778	201.656.928	2.132.404	375.303.104	1.196.070	210.508.320
3.8	Empastado	m2	71,28	2.678.547	190.926.830	3.256.059	232.091.886	3.242.825	231.148.566
3.9	Empastado	m2	8.480,00	18.247	154.734.560	20.244	171.669.120	17.206	145.906.880
<b>B</b>	<b>ROTONDA Km 28+400</b>								
B.1	Terraplen	m3	677,58	45.424	30.778.394	84.790	57.452.008	84.823	57.474.368
B.2	Fresado de Pavimento	m3	202,68	87.875	17.810.505	268.541	54.427.890	142.945	28.972.093
B.3	Sub Rasante Mejorada CBR>20 %	m3	914,73	73.457	67.193.322	119.210	109.044.963	158.044	144.567.588
B.4	Sub Base Granular Estabilizada CBR>80 %	m3	889,32	284.578	253.080.907	683.593	607.932.927	400.010	355.736.893
B.5	Base Granular Estabilizada CBR>100 %	m3	872,39	332.547	290.110.677	753.364	656.354.830	457.752	399.338.267
B.6	Concreto Asfáltico con Polímero	m3	305,33	1.871.972	571.569.211	2.500.677	763.531.708	2.155.887	658.256.978
B.7	Riego de Imprimación	lt	5.505,34	15.478	85.211.653	25.957	142.902.110	15.668	86.257.667
B.8	Riego de Liga	lt	2.117,44	16.578	35.102.920	11.847	25.085.312	11.231	23.780.969
B.9	Losa de Hormigón Rotonda Montable	m3	54,15	2.757.887	149.339.581	4.807.655	260.334.518	3.936.689	213.171.709
B.10	Cordon Montable	m	153,00	89.657	13.717.521	246.112	37.655.136	198.214	30.326.742
B.11	Empastado	m2	353,00	18.247	6.441.191	20.244	7.146.132	17.206	6.073.718
<b>5</b>	<b>Movilización</b>	gl	1,00	1.145.457.778	1.145.457.778	1.689.367.458	1.689.367.458	1.684.185.576	1.684.185.576
<b>6</b>	<b>Instalaciones y Servicios Especializados</b>	gl	1,00	414.578.878	414.578.878	964.380.006	964.380.006	1.047.989.844	1.047.989.844
<b>7</b>	<b>Plan comunicacional</b>	gl	1,00	245.777.878	245.777.878	605.540.865	605.540.865	342.407.142	342.407.142
<b>8</b>	<b>Suma provisional</b>	gl	1,00	2.699.795.412	2.699.795.412	2.699.795.412	2.699.795.412	2.620.647.273	2.620.647.273
<b>TOTAL PRECIO GS CON IVA</b>				<b>61.853.722.724</b>	<b>61.853.722.724</b>	<b>60.701.358.459</b>	<b>60.701.358.459</b>	<b>60.150.563.460</b>	<b>60.150.563.460</b>

<b>PRECIO GS OFERTADO</b>	<b>61.853.704.465</b>
<b>DIFERENCIA GS</b>	<b>-18.259</b>
<b>MOTIVO DE DIFERENCIA</b>	<b>POR REDONDEO</b>

**Ing. Dennis Mernes** Unidad Ejecutora del Proyecto (UEPBIRF 8638)  
**Ing. Hugo M. Miranda** Coordinador Interino (UEPBIRF 8638)

**Ing. Matima Insfran** Unidad Ejecutora del Proyecto (UEPBIRF 8638)  
**Ing. Olga Irala Olmedo** Unidad Ejecutora del Proyecto (UEPBIRF 8638)



Lote 2: DESVIO UPISA CAP. MIRANDA (23 km)

Item	Rubro	Un.	Cantidad	BENITO ROGGIO E HIJOS S.A.		TECNOEDIL S.A CONSTRUCTORA		CONSTRUCTORA ISACIO VALLEJOS S.A.		CONCRET MIX S.A.	
				Precio unitario	Precio Total	Precio unitario	Precio Total	Precio unitario	Precio Total	Precio unitario	Precio Total
1	MOVIMIENTO DE SUELOS										
1.1	Limpieza de franja de dominio	km	23,00	7.475,012	171.925,276	2.367,515	54.452,845	10.557,878	242.831,194	28.083,518	645.920,914
1.2	Excavación de zanjas de Drenaje	m3	3.000,00	47,963	143.889,000	19,372	58.116,000	36,578	109.734,000	60,638	181.914,000
1.3	Terraplen	m3	2.500,00	55,060	137.650,000	98,498	246.245,000	44,654	111.635,000	77,426	193.565,000
1.4	Excavación de Bolsones.	m3	2.500,00	38,955	97.387,500	47,366	118.415,000	35,478	88.695,000	38,913	97.282,500
1.5	Excavacion para cunetas	m3	7.851,17	50,216	394.254,353	32,395	254.338,652	30,148	236.697,073	49,285	386.944,913
1.6	Excavacion para banquetas	m3	13.085,28	43,179	565.009,305	42,684	558.532,092	41,564	543.876,578	27,796	363.718,443
2	PAQUETE ESTRUCTURAL										
2.1	Bacheo profundo	m3	8.872,64	565,586	5.018.240,967	397,374	3.525.756,447	598,870	5.313.557,917	710,523	6.304.214,791
2.2	Concreto Asfáltico con Polímero (7 cm).	m3	11.978,06	2.278,378	27.290.548,387	2.676,802	32.062.894,964	2.046,857	24.517.375,957	1.897,532	22.728.752,148
2.3	Riego de imprimación	lt	240.245,74	13,610	3.269.744,521	14,559	3.497.737,729	14,547	3.494.854,780	14,301	3.435.754,328
2.4	Riego de Liga	lt	85.557,60	9,017	771.472,879	14,326	1.225.698,178	16,658	1.425.218,501	10,251	877.050,958
2.5	Reciclado de Plataforma.	m3	42.779,00	88,716	3.795.181,764	85,744	3.668.042,576	184,787	7.905.003,073	175,489	7.507.243,931
2.6	Base Granular Estabilizada CBR 100	m3	2.760,00	438,745	1.210.936,200	370,651	1.022.996,760	324,878	896.663,280	435,108	1.200.898,080
2.7	Banquina Enripiada	m3	12.682,66	126,725	1.607.210,089	99,671	1.264.093,405	199,878	2.534.984,715	182,499	2.314.572,767
3	OBRAS COMPLEMENTARIAS										
3.2	Señalización Horizontal Termoplástica por aspersión	m2	8.482,50	110,625	938.376,563	106,054	899.603,055	101,548	861.380,910	148,422	1.258.989,615
3.3	Señalización en zona de Escuelas y Hospitales según resolución del MOPC.	un	3,00	87.416,864	262.250,592	93.244,516	279.733,548	4.988,789	14.966,367	81.709,530	245.128,590
3.4	Señalización Vertical	m2	85,00	1.914,091	162.697,735	2.245,863	190.898,355	2.566,978	218.193,130	1.886,033	160.312,805
3.5	Mojones de kilometraje	un	23,00	1.262,768	29.043,664	1.481,646	34.077,858	1.268,877	29.184,171	1.243,689	28.604,847
3.6	Empastado	m2	8.120,00	9,600	77.952,000	13,251	107.598,120	16,547	134.361,640	15,706	127.532,720
B	ROTONDA Km 23										
B.1	Terraplen	m³	529,16	55,168	29.192,699	98,498	52.121,202	44,654	23.629,111	77,426	40.970,742
B.2	Fresado de Pavimento	m³	146,70	83,808	12.294,634	251,038	36.827,275	104,657	15.353,182	130,480	19.141,416
B.3	Sub Rasante Mejorada CBR>20 %	m³	714,36	112,707	80.513,373	138,452	98.904,571	79,887	57.068,077	144,262	103.055,002
B.4	Sub Base Granular Estabilizada CBR>80 %	m³	694,52	436,175	302.932,261	325,186	225.848,181	275,878	191.602,789	350,841	243.666,091
B.5	Base Granular Estabilizada CBR>100 %	m³	681,29	438,745	298.912,581	370,651	252.520,820	345,878	235.643,223	401,923	273.826,121
B.6	Concreto Asfáltico con Polímero	m³	238,45	1.901,284	453.361,170	2.676,802	638.283,437	2.046,857	488.073,052	1.897,532	452.466,505
B.7	Riego de Imprimación	L	4.299,39	13,610	58.514,698	14,559	62.594,819	14,547	62.543,226	14,301	61.485,576
B.8	Riego de Liga	L	1.653,61	9,017	14.910,601	14,326	23.689,617	16,658	27.545,835	10,251	16.951,156
B.9	Losa de Hormigon Rotonda Montable	m³	54,15	3.852,370	208.605,836	2.035,385	110.216,098	2.548,778	138.016,329	3.593,402	194.582,718
B.10	Cordon Montable	m	153,00	120,053	18.368,109	143,338	21.930,714	85,657	13.105,521	180,929	27.682,137
B.11	Empastado	m2	353,00	9,600	3.388,800	13,251	4.677,603	16,547	5.841,091	15,706	5.544,218
4	OBRAS HIDRAULICAS										
4.1	Remoción de estructuras existente	gl	1,00	148.209,533	148.209,533	128.669,273	128.669,273	54.778,788	54.778,788	60.957,249	60.957,249
4.2	Construcción de alcantarillas tubular Ø 0,80	ml	60,00	2.025,692	121.541,520	2.604,207	156.252,420	1.254,787	75.287,220	1.081,247	64.874,820
4.3	Hormigon estructural para cabeceras, alas, plateas	m3	68,00	2.620,406	178.187,608	3.680,713	250.288,484	2.568,879	174.683,772	2.960,044	201.282,992
4.4	Cuneta revestida de hormigon	m3	1.262,82	1.654,388	2.089.194,254	1.514,300	1.912.288,326	1.758,789	2.221.033,925	1.362,049	1.720.022,718
4.5	Alcantarillas celulares triple de 2x2	ml	12,00	20.823,087	249.877,044	23.903,658	286.843,896	26.587,787	319.053,444	17.899,801	214.797,612
5	Movilización	gl	1,00	1.542.878,796	1.542.878,796	1.664.062,357	1.664.062,357	2.756.478,780	2.756.478,780	1.600.815,724	1.600.815,724
6	Instalaciones y Servicios Especializados	gl	1,00	1.171.478,130	1.171.478,130	849.631,647	849.631,647	845.778,780	845.778,780	956.603,002	956.603,002
7	Plan comunicacional	gl	1,00	554.398,767	554.398,767	564.088,935	564.088,935	475.478,878	475.478,878	312.548,544	312.548,544
8	Suma provisional	gl	1,00	2.620.647,273	2.620.647,273	2.620.647,273	2.620.647,273	2.620.647,273	2.620.647,273	2.620.647,273	2.620.647,273
				TOTAL PRECIO GS CON IVA		56.101.178,482		59.029.617,532		57.250.322,966	
				PRECIO GS OFERTADO		56.101.178,482		59.029.617,532		57.250.322,966	
				DIFERENCIA GS							
				MOTIVO DE DIFERENCIA							

*Ing. Patima Insfrán*

Ing. Patima Insfrán  
Unidad Ejecutora  
(UEPBIRF 8638)

Arq. Olga Irala Olmedo  
Unidad Ejecutora del Proyecto  
(UEPBIRF 8638)

Ing. Hugo M. Miranda  
Coordinador Interino  
U.E.P. BIRF 8638 Pv - BM

Ing. Dennis I.  
Unidad Ejecutora  
(UEPBIRF 8638)

